

MSVR
MOTORSPORT VISION RACING



MONO 
CHAMPIONSHIP

Mono Championship
1800 / 1600 / Moto 1400 / Moto 1000

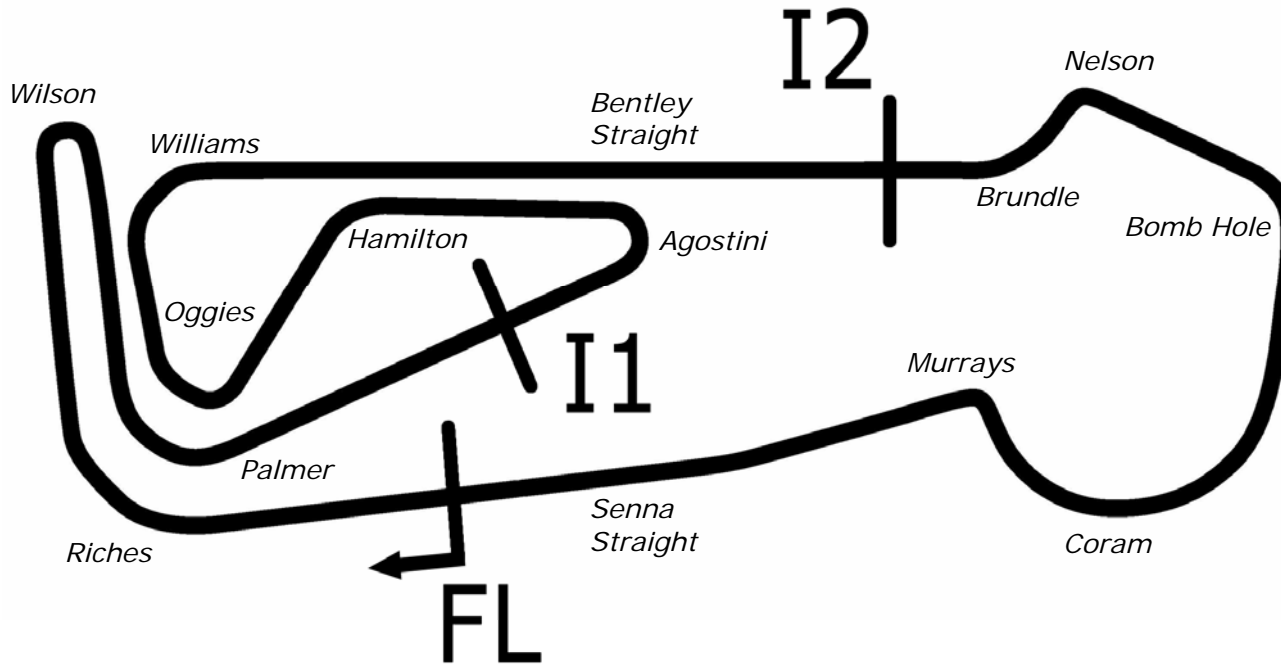
Snetterton 300 Circuit

26th / 27th August 2017

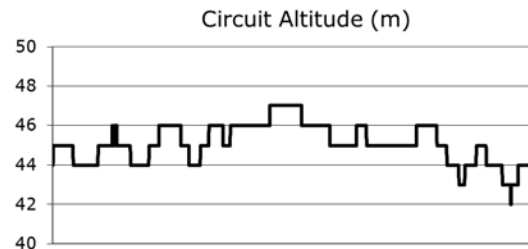


Results Provided by Timing Solutions Ltd
www.tsl-timing.com

Snetterton 300



Length	2.9689 miles	4778.0 m
FL		52.46340 N 0.94476 E
I1	1545m	52.46487 N 0.94466 E
I2	3198m	52.46617 N 0.94964 E
Pit Entry	4572m	52.46364 N 0.94774 E
Pit Exit	40m after FL	52.46338 N 0.94420 E
Pit Entry-Pit Exit	246m, 17.7s @50kph, 14.7s @60kph	



Sector	Distance	Time @ 80kph
Lap	4778.0	215.0s = 3m 35s
Pit Exit - I1	1505m	67.7s = 1m 07.7s
FL - I1	1545m	69.5s = 1m 09.5s
I1 - I2	1653m	74.3s = 1m 14.3s
I2 - FL	1580m	71.1s = 1m 11.1s
I2 - Pit Entry	1374m	61.8s = 1m 01.8s

All results available at www.tsl-timing.com

Monoposto 1800 / 1600 / Moto 1400 and Moto 1000

QUALIFYING - RACE 6 - CLASSIFICATION

POS	NO	CL	PIC NAME	ENTRY	TIME	ON	LAPS	GAP	DIFF	MPH
1	2	M1400	1 Jeremy TIMMS	Dallara F301	1:50.957	7	7			96.32
2	72	M1000	1 Richard GITTINGS	Jedi MK6	1:53.766	4	8	2.809	2.809	93.94
3	71	M1400	2 Andrew GORDON-COLEBROOKE	Dallara	1:54.328	4	6	3.371	0.562	93.48
4	88	M1000	2 Jonathan REED	Jedi MK6	1:57.097	4	6	6.140	2.769	91.27
5	45	M1000	3 Mark READE	Leystone 1000	1:57.626	5	5	6.669	0.529	90.86
6	76	1800	1 Matthew WALTERS	Mygale	2:01.175	7	8	10.218	3.549	88.20
7	37	M1000	4 Mick KINGHORN	JKS JR01	2:03.499	6	7	12.542	2.324	86.54
8	54	1800	2 Chris LEVY	Van Diemem FF2000	2:04.173	4	5	13.216	0.674	86.07
9	8	M1400	3 Martin WRIGHT	Dallara	2:05.574	6	7	14.617	1.401	85.11
10	7	1600	1 Geoff FERN	Van Diemen RF89	2:09.176	5	7	18.219	3.602	82.74
11	12	1800	3 Philip DAVIS	Van Diemen RF98	2:09.784	7	7	18.827	0.608	82.35
12	64	1800	4 Marcus SHEARD	Mygale	2:10.754	4	7	19.797	0.970	81.74
13	117	1800	5 Chris LORD	Van Diemen RF82	2:11.187	2	3	20.230	0.433	81.47
14	81	1800	6 Douglas MCLAY	Mygale SJ10	2:12.091	6	7	21.134	0.904	80.91
15	98	M1000	5 DOminic SHEPHERD	JKS	2:12.821	4	7	21.864	0.730	80.46
16	47	1800	7 David JONES	Van Diemen RF82	2:13.955	5	6	22.998	1.134	79.78
17	75	1600	2 James GORDON-COLEBROOKE	Reynard FF84	2:25.028	3	6	34.071	11.073	73.69
18	9	M1000	6 Peter LAGUE	Jedi MK VI	2:30.714	5	5	39.757	5.686	70.91

Weather / Track : Cloudy / Drying

These results are provisional until the conclusion of any judicial and technical matters.

Snetterton 300

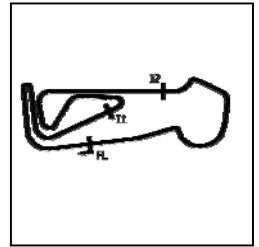
Circuit Length = 2.9689 miles

Start: 11:18 Flag 11:34 End: 11:35

Clerk Of Course :	Timekeeper :
-------------------	--------------

Monoposto 1800 / 1600 / Moto 1400 and Moto 1000

QUALIFYING - RACE 6 - SECTOR ANALYSIS



SECTOR 1 = FL to I1, SECTOR 2 = I1 to I2, SECTOR 3 = I2 to FL, DIFF = Difference To Personal Best Lap, P = Crossed Finish Line in Pit Lane, D = Time Disallowed

P1		2 M1400		Jeremy TIMMS		Dallara F301				
IDEAL LAP TIME : 1:50.957		BEST LAP TIME : 1:50.957		DIFFERENCE : 0.000						
LAP	SECTOR 1	SECTOR 2		SECTOR 3		LAP TIME	MPH	DIFF	TIME OF DAY	
1 -	OUTLAP	103.2	48.463	132.8	42.773	123.3	2:17.689	77.62	26.732	11:21:54.026
2 -	36.260	120.6	41.503	136.1	37.488	123.5	1:55.251	92.73	4.294	11:23:49.277
3 -	34.949	121.3	40.346	134.4	37.260	124.5	1:52.555 (3)	94.95	1.598	11:25:41.832
4 -	35.910	116.5	41.712	130.0	38.929	119.4	1:56.551	91.70	5.594	11:27:38.383
5 -	34.859	120.6	39.876	134.7	37.475	122.6	1:52.210 (2)	95.25	1.253	11:29:30.593
6 -	37.373	100.9	49.418	109.1	44.303	124.2	2:11.094	81.52	20.137	11:31:41.687
7 -	34.300	121.3	39.639	135.0	37.018	124.7	1:50.957 (1)	96.32		11:33:32.644

P2		72 M1000		Richard GITTINGS		Jedi MK6				
IDEAL LAP TIME : 1:53.592		BEST LAP TIME : 1:53.766		DIFFERENCE : 0.174						
LAP	SECTOR 1	SECTOR 2		SECTOR 3		LAP TIME	MPH	DIFF	TIME OF DAY	
1 -	OUTLAP	98.3	46.618	129.5	40.554	124.7	2:13.278	80.19	19.512	11:21:27.979
2 -	36.679	117.5	41.604	133.1	38.913	125.9	1:57.196	91.19	3.430	11:23:25.175
3 -	36.479	119.4	41.120	133.9	37.484	127.0	1:55.083 (2)	92.87	1.317	11:25:20.258
4 -	35.473	121.7	41.111	134.2	37.182	125.4	1:53.766 (1)	93.94		11:27:14.024
5 -	35.660	120.2	50.716	133.9	38.609	126.1	2:04.985	85.51	11.219	11:29:19.009
6 -	35.682	118.7	42.422	134.7	37.819	124.9	1:55.923 (3)	92.19	2.157	11:31:14.932
7 -	35.721	121.3	41.781	134.7	38.863	123.8	1:56.365	91.84	2.599	11:33:11.297
8 -	35.299	120.2	41.897	133.6	38.749	122.2	1:55.945	92.18	2.179	11:35:07.242

P3		71 M1400		Andrew GORDON-COLEBROOKE		Dallara				
IDEAL LAP TIME : 1:54.104		BEST LAP TIME : 1:54.328		DIFFERENCE : 0.224						
LAP	SECTOR 1	SECTOR 2		SECTOR 3		LAP TIME	MPH	DIFF	TIME OF DAY	
1 -	OUTLAP	112.9	44.168	132.3	40.028	123.5	2:08.304	83.30	13.976	11:21:11.495
2 -	37.205	120.2	43.213	128.0	38.088	124.2	1:58.506	90.19	4.178	11:23:10.001
3 -	36.175	120.9	41.262	131.8	38.281	122.9	1:55.748 D	92.36	1.390	11:25:05.719
4 -	36.123	120.9	40.937	131.5	37.268	124.0	1:54.328 (1)	93.48		11:27:00.047
5 -	36.362	120.0	40.932	131.3	37.142	124.5	1:54.436 (2)	93.39	0.108	11:28:54.483
6 -	37.512	116.5	40.839	132.1	38.175	122.6	1:56.526 (3)	91.72	2.198	11:30:51.009

P4		88 M1000		Jonathan REED		Jedi MK6				
IDEAL LAP TIME : 1:56.759		BEST LAP TIME : 1:57.097		DIFFERENCE : 0.338						
LAP	SECTOR 1	SECTOR 2		SECTOR 3		LAP TIME	MPH	DIFF	TIME OF DAY	
1 -	OUTLAP	97.5	47.156	132.6	41.046	126.6	2:16.119	78.52	19.022	11:21:24.045
2 -	38.275	117.9	42.575	133.4	38.973	128.0	1:59.823	89.19	2.726	11:23:23.868
3 -	37.474	116.7	42.174	136.6	38.445	129.0	1:58.093 (2)	90.50	0.996	11:25:21.961
4 -	36.944	122.0	41.659	135.8	38.494	128.5	1:57.097 (1)	91.27		11:27:19.058
5 -	37.093	121.3	41.531	135.2	39.475	127.8	1:58.099 (3)	90.50	1.002	11:29:17.157
6 -	37.139	121.3	42.417	132.6	39.185	127.5	1:58.741	90.01	1.644	11:31:15.898

P5		45 M1000		Mark READE		Leystone 1000				
IDEAL LAP TIME : 1:57.333		BEST LAP TIME : 1:57.626		DIFFERENCE : 0.293						
LAP	SECTOR 1	SECTOR 2		SECTOR 3		LAP TIME	MPH	DIFF	TIME OF DAY	
1 -	OUTLAP	105.0	45.413	126.3	41.143	118.7	2:13.028	80.34	15.402	11:21:19.401
2 -	37.975	115.1	42.655	126.1	39.353	119.1	1:59.983	89.07	2.357	11:23:19.384
3 -	37.408	114.7	42.689	124.9	38.759	117.7	1:58.856 (3)	89.92	1.230	11:25:18.240
4 -	36.905	114.7	42.738	127.3	38.694	118.9	1:58.337 (2)	90.31	0.711	11:27:16.577
5 -	36.669	115.1	41.970	126.6	38.987	118.1	1:57.626 (1)	90.86		11:29:14.203

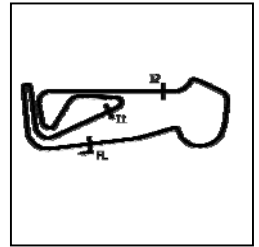
P6		76 1800		Matthew WALTERS		Mygale				
IDEAL LAP TIME : 2:00.844		BEST LAP TIME : 2:01.175		DIFFERENCE : 0.331						
LAP	SECTOR 1	SECTOR 2		SECTOR 3		LAP TIME	MPH	DIFF	TIME OF DAY	
1 -	OUTLAP	103.0	47.659	121.7	43.825	113.1	2:21.136	75.72	19.961	11:21:31.634
2 -	39.606	111.2	44.434	124.2	42.399	114.1	2:06.439	84.53	5.264	11:23:38.073
3 -	38.763	112.2	43.136	124.5	40.316	115.1	2:02.215	87.45	1.040	11:25:40.288

Weather / Track : Cloudy / Drying

Snetterton 300
Circuit Length = 2.9689 miles
Start: 11:18 Flag 11:34 End: 11:35

Monoposto 1800 / 1600 / Moto 1400 and Moto 1000

QUALIFYING - RACE 6 - SECTOR ANALYSIS



SECTOR 1 = FL to I1, SECTOR 2 = I1 to I2, SECTOR 3 = I2 to FL, DIFF = Difference To Personal Best Lap, P = Crossed Finish Line in Pit Lane, D = Time Disallowed

4 -	38.322	112.7	42.766	126.1	40.907	115.1	2:01.995	87.61	0.820	11:27:42.283
5 -	38.605	111.2	43.396	125.9	40.284	115.3	2:02.285	87.40	1.110	11:29:44.568
6 -	38.281	112.7	42.812	126.1	40.697	115.3	2:01.790 (3)	87.75	0.615	11:31:46.358
7 -	37.895	113.7	43.097	126.1	40.183	115.7	2:01.175 (1)	88.20		11:33:47.533
8 -	38.124	113.7	42.970	125.9	40.555	114.7	2:01.649 (2)	87.86	0.474	11:35:49.182

P7 37 M1000 Mick KINGHORN				JKS JR01						
IDEAL LAP TIME : 2:03.240		BEST LAP TIME : 2:03.499		DIFFERENCE : 0.259						
LAP	SECTOR 1	SECTOR 2	SECTOR 3	LAP TIME	MPH	DIFF	TIME OF DAY			
1 -	OUTLAP	101.9	49.853	118.5	46.905	123.5	2:27.114	72.65	23.615	11:21:58.308
2 -	41.867	116.9	58.696	132.1	42.236	125.6	2:22.799	74.84	19.300	11:24:21.107
3 -	39.550	117.1	44.511	132.6	43.081	125.2	2:07.142	84.06	3.643	11:26:28.249
4 -	39.746	118.1	45.083	131.5	40.915	125.2	2:05.744	84.99	2.245	11:28:33.993
5 -	39.762	118.7	43.794	132.6	40.578	124.9	2:04.134 (2)	86.10	0.635	11:30:38.127
6 -	39.503	116.9	43.334	132.8	40.662	126.3	2:03.499 (1)	86.54		11:32:41.626
7 -	39.780	115.9	44.222	132.1	40.403	124.5	2:04.405 (3)	85.91	0.906	11:34:46.031

P8 54 1800 Chris LEVY				Van Diemem FF2000						
IDEAL LAP TIME : 2:03.808		BEST LAP TIME : 2:04.173		DIFFERENCE : 0.365						
LAP	SECTOR 1	SECTOR 2	SECTOR 3	LAP TIME	MPH	DIFF	TIME OF DAY			
1 -	OUTLAP	97.8	50.758	118.7	46.962	112.9	2:28.046	72.19	23.873	11:21:59.982
2 -	43.297	107.0	46.794	119.4	42.256	111.6	2:12.347	80.75	8.174	11:24:12.329
3 -	39.710	108.7	44.965	119.1	41.273	111.8	2:05.948 (3)	84.86	1.775	11:26:18.277
4 -	38.885	109.4	44.249	118.1	41.039	112.2	2:04.173 (1)	86.07		11:28:22.450
5 -	39.071	110.0	44.138	123.1	42.170	111.1	2:05.379 (2)	85.24	1.206	11:30:27.829

P9 8 M1400 Martin WRIGHT				Dallara						
IDEAL LAP TIME : 2:05.119		BEST LAP TIME : 2:05.574		DIFFERENCE : 0.455						
LAP	SECTOR 1	SECTOR 2	SECTOR 3	LAP TIME	MPH	DIFF	TIME OF DAY			
1 -	OUTLAP	79.3	57.206	119.8	50.892	112.4	2:46.493	64.19	40.919	11:22:12.962
2 -	47.410	104.2	49.630	131.5	45.617	122.0	2:22.657	74.92	17.083	11:24:35.619
3 -	41.017	111.1	46.470	131.0	42.451	124.5	2:09.938	82.25	4.364	11:26:45.557
4 -	39.861	113.7	45.823	131.5	42.042	124.5	2:07.726 (3)	83.67	2.152	11:28:53.283
5 -	39.988	105.5	45.494	122.4	43.028	124.2	2:08.510	83.16	2.936	11:31:01.793
6 -	38.904	112.4	45.054	129.5	41.616	123.1	2:05.574 (1)	85.11		11:33:07.367
7 -	39.195	103.4	44.599	130.0	42.543	123.1	2:06.337 (2)	84.59	0.763	11:35:13.704

P10 7 1600 Geoff FERN				Van Diemen RF89						
IDEAL LAP TIME : 2:08.967		BEST LAP TIME : 2:09.176		DIFFERENCE : 0.209						
LAP	SECTOR 1	SECTOR 2	SECTOR 3	LAP TIME	MPH	DIFF	TIME OF DAY			
1 -	OUTLAP	91.5	51.979	114.1	48.564	110.5	2:30.055	71.22	20.879	11:21:59.644
2 -	44.492	95.7	48.904	118.3	45.588	112.9	2:18.984	76.90	9.808	11:24:18.628
3 -	40.882	105.6	45.901	119.1	44.715	110.1	2:11.498	81.27	2.322	11:26:30.126
4 -	40.678	103.8	45.757	121.1	45.654	107.8	2:12.089	80.91	2.913	11:28:42.215
5 -	40.798	105.8	45.686	118.7	42.692	110.1	2:09.176 (1)	82.74		11:30:51.391
6 -	40.896	104.5	45.597	120.6	43.669	110.0	2:10.162 (3)	82.11	0.986	11:33:01.553
7 -	40.745	106.6	46.125	118.3	42.992	110.3	2:09.862 (2)	82.30	0.686	11:35:11.415

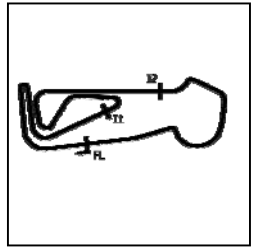
P11 12 1800 Philip DAVIS				Van Diemen RF98						
IDEAL LAP TIME : 2:09.467		BEST LAP TIME : 2:09.784		DIFFERENCE : 0.317						
LAP	SECTOR 1	SECTOR 2	SECTOR 3	LAP TIME	MPH	DIFF	TIME OF DAY			
1 -	OUTLAP	97.6	53.829	117.3	47.896	107.2	2:35.785	68.60	26.001	11:21:57.539
2 -	42.854	104.2	51.017	120.9	44.745	108.4	2:18.616	77.10	8.832	11:24:16.155
3 -	41.354	105.3	46.850	121.3	44.567	109.6	2:12.771	80.50	2.987	11:26:28.926
4 -	41.450	107.7	45.366	122.6	43.696	109.8	2:10.512 (2)	81.89	0.728	11:28:39.438
5 -	41.104	107.2	45.458	121.3	44.368	109.1	2:10.930 (3)	81.63	1.146	11:30:50.368
6 -	41.004	107.5	45.679	122.0	47.368	107.5	2:14.051	79.73	4.267	11:33:04.419
7 -	40.640	107.8	45.131	122.9	44.013	109.4	2:09.784 (1)	82.35		11:35:14.203

Weather / Track : Cloudy / Drying

Snetterton 300
Circuit Length = 2.9689 miles
Start: 11:18 Flag 11:34 End: 11:35

Monoposto 1800 / 1600 / Moto 1400 and Moto 1000

QUALIFYING - RACE 6 - SECTOR ANALYSIS



SECTOR 1 = FL to I1, SECTOR 2 = I1 to I2, SECTOR 3 = I2 to FL, DIFF = Difference To Personal Best Lap, P = Crossed Finish Line in Pit Lane, D = Time Disallowed

P12 64 1800		Marcus SHEARD		Mygale						
IDEAL LAP TIME : 2:09.627		BEST LAP TIME : 2:10.754		DIFFERENCE : 1.127						
LAP	SECTOR 1	SECTOR 2	SECTOR 3	LAP TIME	MPH	DIFF	TIME OF DAY			
1 -	OUTLAP	94.5	51.437	116.5	46.477	114.7	2:29.453	71.51	18.699	11:21:42.082
2 -	42.014	106.3	47.761	117.9	44.283	115.5	2:14.058	79.72	3.304	11:23:56.140
3 -	41.037	110.5	46.386	128.8	44.164	115.9	2:11.587	81.22	0.833	11:26:07.727
4 -	41.087	110.1	46.131	130.0	43.536	116.9	2:10.754 (1)	81.74		11:28:18.481
5 -	40.789	111.1	45.720	126.1	44.246	117.1	2:10.755 (2)	81.74	0.001	11:30:29.236
6 -	40.371	108.9	46.585	118.3	44.468	115.9	2:11.424 (3)	81.32	0.670	11:32:40.660
7 -	41.512	108.2	46.572	127.0	43.811	116.5	2:11.895	81.03	1.141	11:34:52.555

P13 117 1800		Chris LORD		Van Diemen RF82						
IDEAL LAP TIME : 2:09.503		BEST LAP TIME : 2:11.187		DIFFERENCE : 1.684						
LAP	SECTOR 1	SECTOR 2	SECTOR 3	LAP TIME	MPH	DIFF	TIME OF DAY			
1 -	OUTLAP	102.2	50.389	117.3	46.817	111.1	2:26.229	73.09	15.042	11:21:59.265
2 -	41.604	108.2	47.566	116.9	42.017	109.1	2:11.187 (1)	81.47		11:24:10.452
3 -	39.920	106.6	50.141	83.4	IN PIT		3:15.087 P	54.78	1:03.900	11:27:25.539

P14 81 1800		Douglas MCLAY		Mygale SJ10						
IDEAL LAP TIME : 2:11.840		BEST LAP TIME : 2:12.091		DIFFERENCE : 0.251						
LAP	SECTOR 1	SECTOR 2	SECTOR 3	LAP TIME	MPH	DIFF	TIME OF DAY			
1 -	OUTLAP	91.5	51.496	116.9	48.167	116.9	2:35.132	68.89	23.041	11:21:58.275
2 -	44.830	106.3	49.191	112.5	45.809	119.1	2:19.830	76.43	7.739	11:24:18.105
3 -	42.708	109.2	47.861	126.8	45.733	117.5	2:16.302	78.41	4.211	11:26:34.407
4 -	42.278	106.1	47.569	126.1	44.737	119.1	2:14.584	79.41	2.493	11:28:48.991
5 -	41.946	104.8	47.133	126.8	43.807	118.5	2:12.886 (3)	80.43	0.795	11:31:01.877
6 -	41.507	108.9	46.526	124.9	44.058	119.4	2:12.091 (1)	80.91		11:33:13.968
7 -	41.569	103.7	46.576	126.3	44.363	119.4	2:12.508 (2)	80.65	0.417	11:35:26.476

P15 98 M1000		DOMinic SHEPHERD		JKS						
IDEAL LAP TIME : 2:12.733		BEST LAP TIME : 2:12.821		DIFFERENCE : 0.088						
LAP	SECTOR 1	SECTOR 2	SECTOR 3	LAP TIME	MPH	DIFF	TIME OF DAY			
1 -	OUTLAP	76.1	55.645	99.5	50.641	113.3	2:45.512	64.57	32.691	11:22:05.734
2 -	44.383	97.8	49.036	118.5	44.432	118.7	2:17.851	77.53	5.030	11:24:23.585
3 -	42.036	104.8	46.770	120.6	44.294	115.5	2:13.100 (2)	80.30	0.279	11:26:36.685
4 -	42.018	106.5	46.597	120.4	44.206	117.1	2:12.821 (1)	80.46		11:28:49.506
5 -	43.803	86.7	47.865	119.4	44.208	116.3	2:15.876	78.66	3.055	11:31:05.382
6 -	41.930	106.1	48.586	120.6	45.197	114.9	2:15.713	78.75	2.892	11:33:21.095
7 -	42.977	101.8	47.167	122.4	44.376	113.7	2:14.520 (3)	79.45	1.699	11:35:35.615

P16 47 1800		David JONES		Van Diemen RF82						
IDEAL LAP TIME : 2:11.745		BEST LAP TIME : 2:13.955		DIFFERENCE : 2.210						
LAP	SECTOR 1	SECTOR 2	SECTOR 3	LAP TIME	MPH	DIFF	TIME OF DAY			
1 -	OUTLAP	76.4	56.962	107.0	50.630	101.9	2:38.874	67.27	24.919	11:22:13.910
2 -	47.639	91.4	50.312	116.1	47.555	107.7	2:25.506	73.45	11.551	11:24:39.416
3 -	42.541	101.5	48.600	118.7	45.595	107.8	2:16.736 (3)	78.16	2.781	11:26:56.152
4 -	41.825	104.5	47.708	119.1	45.787	107.3	2:15.320 (2)	78.98	1.365	11:29:11.472
5 -	42.193	104.2	47.627	118.5	44.135	109.6	2:13.955 (1)	79.78		11:31:25.427
6 -	41.054	102.4	46.556	120.0	1:03.631	100.6	2:31.241	70.66	17.286	11:33:56.668

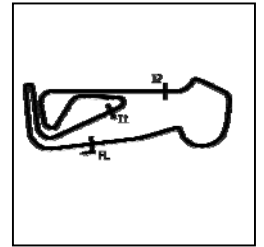
P17 75 1600		James GORDON-COLEBROOKE		Reynard FF84						
IDEAL LAP TIME : 2:24.343		BEST LAP TIME : 2:25.028		DIFFERENCE : 0.685						
LAP	SECTOR 1	SECTOR 2	SECTOR 3	LAP TIME	MPH	DIFF	TIME OF DAY			
1 -	OUTLAP	90.4	55.534	105.8	55.776	100.7	2:47.219	63.91	22.191	11:22:05.624
2 -	47.872	96.1	52.234	110.3	49.840	101.3	2:29.946	71.27	4.918	11:24:35.570
3 -	45.450	98.2	50.079	109.6	49.499	100.7	2:25.028 (1)	73.69		11:27:00.598
4 -	45.541	92.1	50.326	111.2	49.154	101.9	2:25.024 D	73.70		11:29:25.619
5 -	45.625	98.3	51.680	110.7	50.929	101.5	2:28.234 (3)	72.10	3.206	11:31:53.853

Weather / Track : Cloudy / Drying

Snetterton 300
Circuit Length = 2.9689 miles
Start: 11:18 Flag 11:34 End: 11:35

Monoposto 1800 / 1600 / Moto 1400 and Moto 1000

QUALIFYING - RACE 6 - SECTOR ANALYSIS



SECTOR 1 = FL to I1, SECTOR 2 = I1 to I2, SECTOR 3 = I2 to FL, DIFF = Difference To Personal Best Lap, P = Crossed Finish Line in Pit Lane, D = Time Disallowed
 6 - **45.110** **98.9** 50.629 111.1 49.405 99.5 2:25.144 **(2)** 73.63 0.116 11:34:18.997

P18		9 M1000		Peter LAGUE		Jedi MK VI					
IDEAL LAP TIME : 2:08.130		BEST LAP TIME : 2:30.714		DIFFERENCE : 22.584							
LAP		SECTOR 1	SECTOR 2		SECTOR 3		LAP TIME	MPH	DIFF	TIME OF DAY	
1 -	OUTLAP	100.1	47.484	131.0	41.310	126.8	2:16.358	78.38		11:21:25.296	
2 -		39.336	108.9	49.795	96.1	IN PIT	5:58.004 P	29.85	3:27.290	11:27:23.300	
3 -	OUTLAP	72.0	58.787	97.5	51.736	86.0	2:45.922	64.41	15.208	11:30:09.222	
4 -		50.512	82.1	55.489	96.9	53.820	87.6	2:39.821 (2)	9.107	11:32:49.043	
5 -		47.967	86.2	53.899	84.7	48.848	92.5	2:30.714 (1)	70.91	11:35:19.757	

Weather / Track : Cloudy / Drying

Results can be found at www.tsl-timing.com

Page 4 of 4

Snetterton 300
 Circuit Length = 2.9689 miles
 Start: 11:18 Flag 11:34 End: 11:35
 Printed - 11:46 Saturday, 26 August 2017

Monoposto 1800 / 1600 / Moto 1400 and Moto 1000

QUALIFYING - RACE 6 - BEST SPEEDS

POS	INTERMEDIATE 1			INTERMEDIATE 2			FINISH LINE		
	NO	NAME	MPH	NO	NAME	MPH	NO	NAME	MPH
1	88	REED	122.4	88	REED	136.6	88	REED	129.0
2	72	GITTINGS	121.7	2	TIMMS	136.1	72	GITTINGS	127.0
3	2	TIMMS	121.3	72	GITTINGS	134.7	9	LAGUE	126.8
4	71	GORDON-COLEBROOKE	120.9	37	KINGHORN	132.8	37	KINGHORN	126.3
5	37	KINGHORN	118.7	71	GORDON-COLEBROOKE	132.3	2	TIMMS	124.7
6	45	READE	115.1	8	WRIGHT	131.5	71	GORDON-COLEBROOKE	124.5
7	76	WALTERS	113.7	9	LAGUE	131.0	8	WRIGHT	124.5
8	8	WRIGHT	113.7	64	SHEARD	130.0	81	MCLAY	119.4
9	64	SHEARD	111.1	45	READE	127.3	45	READE	119.1
10	54	LEVY	110.0	81	MCLAY	126.8	98	SHEPHERD	118.7
11	81	MCLAY	109.2	76	WALTERS	126.1	64	SHEARD	117.1
12	9	LAGUE	108.9	54	LEVY	123.1	76	WALTERS	115.7
13	117	LORD	108.2	12	DAVIS	122.9	54	LEVY	112.9
14	12	DAVIS	107.8	98	SHEPHERD	122.4	7	FERN	112.9
15	7	FERN	106.6	7	FERN	121.1	117	LORD	111.1
16	98	SHEPHERD	106.5	47	JONES	120.0	12	DAVIS	109.8
17	47	JONES	104.5	117	LORD	117.3	47	JONES	109.6
18	75	GORDON-COLEBROOKE	98.9	75	GORDON-COLEBROOKE	111.2	75	GORDON-COLEBROOKE	101.9

Weather / Track : Cloudy / Drying

Results can be found at www.tsl-timing.com

Snetterton 300
Circuit Length = 2.9689 miles
Start: 11:18 Flag 11:34 End: 11:35

Printed - 11:45 Saturday, 26 August 2017

Monoposto 1800 / 1600 / Moto 1400 and Moto 1000

QUALIFYING - RACE 6 - BEST SECTORS

SECTOR 1			SECTOR 2			SECTOR 3			IDEAL / BEST COMPARISON						
POS	NO	NAME	TIME	NO	NAME	TIME	NO	NAME	TIME	POS	NO	NAME	IDEAL	BEST	DIFF
													PERFECT LAP	1:50.957	
1	2	TIMMS	34.300	2	TIMMS	39.639	2	TIMMS	37.018	1	2	TIMMS	1:50.957	1:50.957	0.000
2	72	GITTINGS	35.299	71	GORDON-COLEBR	40.839	71	GORDON-COLEBR	37.142	2	72	GITTINGS	1:53.592	1:53.766	0.174
3	71	GORDON-COLEBR	36.123	72	GITTINGS	41.111	72	GITTINGS	37.182	3	71	GORDON-COLEBRO	1:54.104	1:54.328	0.224
4	45	READE	36.669	88	REED	41.531	88	REED	38.445	4	88	REED	1:56.759	1:57.097	0.338
5	88	REED	36.783	45	READE	41.970	45	READE	38.694	5	45	READE	1:57.333	1:57.626	0.293
6	76	WALTERS	37.895	76	WALTERS	42.766	76	WALTERS	40.183	6	76	WALTERS	2:00.844	2:01.175	0.331
7	54	LEVY	38.736	37	KINGHORN	43.334	37	KINGHORN	40.403	7	37	KINGHORN	2:03.240	2:03.499	0.259
8	8	WRIGHT	38.904	54	LEVY	44.033	54	LEVY	41.039	8	54	LEVY	2:03.808	2:04.173	0.365
9	9	LAGUE	39.336	8	WRIGHT	44.599	9	LAGUE	41.310	9	8	WRIGHT	2:05.119	2:05.574	0.455
10	37	KINGHORN	39.503	12	DAVIS	45.131	8	WRIGHT	41.616	10	9	LAGUE	2:08.130	2:30.714	22.584
11	117	LORD	39.920	7	FERN	45.597	117	LORD	42.017	11	7	FERN	2:08.967	2:09.176	0.209
12	64	SHEARD	40.371	64	SHEARD	45.720	7	FERN	42.692	12	12	DAVIS	2:09.467	2:09.784	0.317
13	12	DAVIS	40.640	81	MCLAY	46.526	64	SHEARD	43.536	13	117	LORD	2:09.503	2:11.187	1.684
14	7	FERN	40.678	47	JONES	46.556	12	DAVIS	43.696	14	64	SHEARD	2:09.627	2:10.754	1.127
15	47	JONES	41.054	98	SHEPHERD	46.597	81	MCLAY	43.807	15	47	JONES	2:11.745	2:13.955	2.210
16	81	MCLAY	41.507	9	LAGUE	47.484	47	JONES	44.135	16	81	MCLAY	2:11.840	2:12.091	0.251
17	98	SHEPHERD	41.930	117	LORD	47.566	98	SHEPHERD	44.206	17	98	SHEPHERD	2:12.733	2:12.821	0.088
18	75	GORDON-COLEBR	45.110	75	GORDON-COLEBR	50.079	75	GORDON-COLEBR	49.154	18	75	GORDON-COLEBRO	2:24.343	2:25.028	0.685

Weather / Track : Cloudy / Drying

Results can be found at www.tsl-timing.com

Snetterton 300

Circuit Length = 2.9689 miles

Start: 11:18 Flag 11:34 End: 11:35

Printed - 11:45 Saturday, 26 August 2017

Monoposto 1800 / 1600 / Moto 1400 and Moto 1000

RACE 6 - GRID (15 minutes) - AMENDED

ROW 10	19	66 Terry TRUST	20	57 Eddie GUEST
				2:30.714
ROW 9	17	2:25.028 75 James GORDON-COLEBROOKE	18	9 Peter LAGUE
ROW 8	15	2:12.821 98 Dominic SHEPHERD	16	2:13.955 47 David JONES
ROW 7	13	2:11.187 117 Chris LORD	14	2:12.091 81 Douglas MCLAY
ROW 6	11	2:09.784 12 Philip DAVIS	12	2:10.754 64 Marcus SHEARD
ROW 5	9	2:05.574 8 Martin WRIGHT	10	2:09.176 7 Geoff FERN
ROW 4	7	2:03.499 37 Mick KINGHORN	8	2:04.173 54 Chris LEVY
ROW 3	5	1:57.626 45 Mark READE	6	2:01.175 76 Matthew WALTERS
ROW 2	3	1:54.328 71 Andrew GORDON-COLEBROOKE	4	1:57.097 88 Jonathan REED
ROW 1	1	1:50.957 2 Jeremy TIMMS	2	1:53.766 72 Richard GITTINGS
		Pole		

Cars 66 & 57 added to back of grid

Snetterton 300
Circuit Length = 2.9689 miles

These results are provisional until the conclusion of any judicial and technical matters.

Clerk Of Course :		Timekeeper :	
-------------------	--	--------------	--

Monoposto 1800 / 1600 / Moto 1400 and Moto 1000

RACE 6 - CLASSIFICATION

POS	NO	CL	PIC	NAME	ENTRY	LAPS	TIME	GAP	DIFF	MPH	BEST	ON
1	2	M1400	1	Jeremy TIMMS	Dallara F301	8	15:20.839			92.85	1:51.523	3
2	72	M1000	1	Richard GITTINGS	Jedi MK6	8	15:25.609	4.770	4.770	92.37	1:53.301	4
3	71	M1400	2	Andrew GORDON-COLEBROOKE	Dallara	8	15:32.193	11.354	6.584	91.72	1:54.332	6
4	45	M1000	2	Mark READE	Leastone 1000	8	16:01.404	40.565	29.211	88.93	1:57.263	3
5	9	M1000	3	Peter LAGUE	Jedi MK VI	8	16:36.270	1:15.431	34.866	85.82	2:01.029	7
6	76	1800	1	Matthew WALTERS	Mygale	8	16:39.964	1:19.125	3.694	85.50	2:02.986	7
7	117	1800	2	Chris LORD	Van Diemen RF82	8	16:42.322	1:21.483	2.358	85.30	2:02.634	8
8	54	1800	3	Chris LEVY	Van Diemem FF2000	8	16:50.171	1:29.332	7.849	84.64	2:02.394	7
9	37	M1000	4	Mick KINGHORN	JKS JR01	8	17:05.106	1:44.267	14.935	83.41	2:03.453	8
10	7	1600	1	Geoff FERN	Van Diemen RF89	8	17:20.947	2:00.108	15.841	82.14	2:07.918	8
11	98	M1000	5	Dominic SHEPHERD	JKS	8	17:28.178	2:07.339	7.231	81.57	2:06.469	4
12	64	1800	4	Marcus SHEARD	Mygale	7	15:25.686	1 Lap	1 Lap	80.82	2:09.226	7
13	12	1800	5	Philip DAVIS	Van Diemen RF98	7	15:26.030	1 Lap	0.344	80.79	2:09.202	7
14	8	M1400	3	Martin WRIGHT	Dallara	7	15:33.014	1 Lap	6.984	80.18	2:05.166	4
15	57	1600	2	Eddie GUEST	Lola T640	7	15:40.076	1 Lap	7.062	79.58	2:09.532	5
16	81	1800	6	Douglas MCLAY	Mygale SJ10	7	15:41.040	1 Lap	0.964	79.50	2:11.164	5
17	47	1800	7	David JONES	Van Diemen RF82	7	15:55.946	1 Lap	14.906	78.26	2:13.823	4
18	75	1600	3	James GORDON-COLEBROOKE	Reynard FF84	7	16:29.162	1 Lap	33.216	75.63	2:16.438	7
19	66	1600	4	Terry TRUST	Swift	6	16:10.423	2 Laps	1 Lap	66.08	2:37.128	6

NOT CLASSIFIED

DNF	88	M1000		Jonathan REED	Jedi MK6	2	4:03.412	6 Laps	4 Laps	87.81	1:56.736	2
-----	----	-------	--	---------------	----------	---	----------	--------	--------	-------	----------	---

FASTEST LAP

2	M1400	Jeremy TIMMS	Dallara F301	3	1:51.523	95.83 mph	154.23 kph
72	M1000	Richard GITTINGS	Jedi MK6	4	1:53.301	94.33 mph	151.81 kph
54	1800	Chris LEVY	Van Diemem FF2000	7	2:02.394	87.32 mph	140.53 kph
7	1600	Geoff FERN	Van Diemen RF89	8	2:07.918	83.55 mph	134.46 kph

Weather / Track : Bright / Dry

These results are provisional until the conclusion of any judicial and technical matters.

Snetterton 300

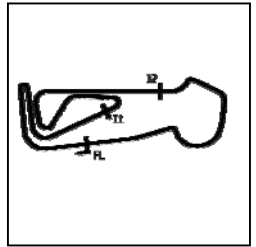
Circuit Length = 2.9689 miles

Start: 16:12 Flag 16:27 End: 16:29

Clerk Of Course :	Timekeeper :
-------------------	--------------

Monoposto 1800 / 1600 / Moto 1400 and Moto 1000

RACE 6 - SECTOR ANALYSIS



SECTOR 1 = FL to I1, SECTOR 2 = I1 to I2, SECTOR 3 = I2 to FL, DIFF = Difference To Personal Best Lap, P = Crossed Finish Line in Pit Lane, D = Time Disallowed

P1		2 M1400		Jeremy TIMMS		Dallara F301				
IDEAL LAP TIME : 1:51.211		BEST LAP TIME : 1:51.523		DIFFERENCE : 0.312						
LAP	SECTOR 1	SECTOR 2	SECTOR 3	LAP TIME	MPH	DIFF	TIME OF DAY			
1 -		117.1	40.838	134.4	37.292	122.2	2:02.150	87.49	10.627	16:14:24.400
2 -	34.481	121.5	39.970	135.2	37.295	121.7	1:51.746 (2)	95.64	0.223	16:16:16.146
3 -	34.506	122.2	39.438	136.1	37.579	120.9	1:51.523 (1)	95.83		16:18:07.669
4 -	34.726	121.1	40.230	136.1	37.969	120.6	1:52.925 (3)	94.64	1.402	16:20:00.594
5 -	34.630	121.5	40.776	135.5	39.115	121.5	1:54.521	93.32	2.998	16:21:55.115
6 -	35.318	118.7	41.377	135.0	38.185	122.6	1:54.880	93.03	3.357	16:23:49.995
7 -	35.452	122.0	41.499	133.9	40.181	122.2	1:57.132	91.24	5.609	16:25:47.127
8 -	34.919	122.0	42.286	135.0	38.757	123.5	1:55.962	92.16	4.439	16:27:43.089

P2		72 M1000		Richard GITTINGS		Jedi MK6				
IDEAL LAP TIME : 1:52.978		BEST LAP TIME : 1:53.301		DIFFERENCE : 0.323						
LAP	SECTOR 1	SECTOR 2	SECTOR 3	LAP TIME	MPH	DIFF	TIME OF DAY			
1 -		118.3	41.228	135.0	37.796	123.5	2:03.656	86.43	10.355	16:14:25.906
2 -	35.247	121.3	40.650	135.2	37.434	123.5	1:53.331 (2)	94.30	0.030	16:16:19.237
3 -	35.424	120.6	40.559	136.6	37.803	122.2	1:53.786 (3)	93.93	0.485	16:18:13.023
4 -	35.414	115.1	40.522	136.6	37.365	123.1	1:53.301 (1)	94.33		16:20:06.324
5 -	35.576	120.4	40.734	135.2	37.893	124.5	1:54.203	93.58	0.902	16:22:00.527
6 -	36.732	120.2	40.366	135.5	37.369	124.7	1:54.467	93.37	1.166	16:23:54.994
7 -	35.367	120.9	40.542	136.1	39.858	124.7	1:55.767	92.32	2.466	16:25:50.761
8 -	35.656	121.3	41.492	136.1	39.950	122.6	1:57.098	91.27	3.797	16:27:47.859

P3		71 M1400		Andrew GORDON-COLEBROOKE		Dallara				
IDEAL LAP TIME : 1:53.956		BEST LAP TIME : 1:54.332		DIFFERENCE : 0.376						
LAP	SECTOR 1	SECTOR 2	SECTOR 3	LAP TIME	MPH	DIFF	TIME OF DAY			
1 -		123.5	42.100	136.3	38.098	124.2	2:05.815	84.95	11.483	16:14:28.065
2 -	36.133	122.6	41.000	133.4	37.758	122.2	1:54.891	93.02	0.559	16:16:22.956
3 -	35.954	122.2	40.839	133.9	37.795	122.0	1:54.588 (3)	93.27	0.256	16:18:17.544
4 -	35.881	122.0	41.065	133.4	37.588	122.9	1:54.534 (2)	93.31	0.202	16:20:12.078
5 -	36.452	120.6	41.237	132.3	37.980	122.2	1:55.669	92.40	1.337	16:22:07.747
6 -	36.154	120.6	40.487	132.6	37.691	122.4	1:54.332 (1)	93.48		16:24:02.079
7 -	36.136	120.6	40.993	132.6	38.581	123.5	1:55.710	92.36	1.378	16:25:57.789
8 -	36.031	121.5	41.624	132.1	38.999	122.4	1:56.654	91.62	2.322	16:27:54.443

P4		45 M1000		Mark READE		Leystone 1000				
IDEAL LAP TIME : 1:56.809		BEST LAP TIME : 1:57.263		DIFFERENCE : 0.454						
LAP	SECTOR 1	SECTOR 2	SECTOR 3	LAP TIME	MPH	DIFF	TIME OF DAY			
1 -		116.3	41.976	129.3	38.896	119.6	2:07.272	83.97	10.009	16:14:29.522
2 -	37.113	116.3	41.692	128.3	38.491	118.3	1:57.296 (2)	91.12	0.033	16:16:26.818
3 -	36.626	115.5	41.973	128.0	38.664	117.3	1:57.263 (1)	91.14		16:18:24.081
4 -	37.037	115.1	42.135	127.5	38.834	117.3	1:58.006 (3)	90.57	0.743	16:20:22.087
5 -	37.925	114.3	43.661	127.5	39.635	117.9	2:01.221	88.17	3.958	16:22:23.308
6 -	37.641	114.9	42.393	127.5	39.514	117.9	1:59.548	89.40	2.285	16:24:22.856
7 -	37.732	112.5	43.015	127.5	39.564	117.7	2:00.311	88.83	3.048	16:26:23.167
8 -	37.707	114.7	42.934	126.8	39.846	118.5	2:00.487	88.70	3.224	16:28:23.654

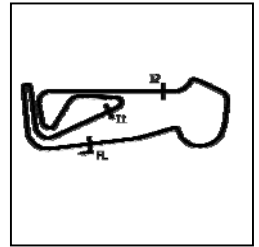
P5		9 M1000		Peter LAGUE		Jedi MK VI				
IDEAL LAP TIME : 2:00.447		BEST LAP TIME : 2:01.029		DIFFERENCE : 0.582						
LAP	SECTOR 1	SECTOR 2	SECTOR 3	LAP TIME	MPH	DIFF	TIME OF DAY			
1 -		111.6	45.876	131.0	42.086	118.7	2:21.457	75.55	20.428	16:14:43.707
2 -	39.246	113.5	44.112	127.8	41.094	118.7	2:04.452	85.88	3.423	16:16:48.159
3 -	39.103	113.3	43.547	132.1	40.546	121.1	2:03.196	86.75	2.167	16:18:51.355
4 -	38.421	114.1	42.940	130.3	39.951	122.9	2:01.312 (2)	88.10	0.283	16:20:52.667
5 -	38.151	120.2	43.690	131.0	40.060	123.1	2:01.901	87.67	0.872	16:22:54.568
6 -	38.050	116.7	42.698	126.8	40.770	123.5	2:01.518	87.95	0.489	16:24:56.086
7 -	38.209	119.1	42.545	132.6	40.275	123.1	2:01.029 (1)	88.31		16:26:57.115
8 -	38.569	112.9	42.984	132.8	39.852	123.5	2:01.405 (3)	88.03	0.376	16:28:58.520

Weather / Track : Bright / Dry

Snetterton 300
Circuit Length = 2.9689 miles
Start: 16:12 Flag 16:27 End: 16:29

Monoposto 1800 / 1600 / Moto 1400 and Moto 1000

RACE 6 - SECTOR ANALYSIS



SECTOR 1 = FL to I1, SECTOR 2 = I1 to I2, SECTOR 3 = I2 to FL, DIFF = Difference To Personal Best Lap, P = Crossed Finish Line in Pit Lane, D = Time Disallowed

P6		76 1800		Matthew WALTERS		Mygale				
IDEAL LAP TIME : 2:02.492		BEST LAP TIME : 2:02.986		DIFFERENCE : 0.494						
LAP	SECTOR 1	SECTOR 2	SECTOR 3	LAP TIME	MPH	DIFF	TIME OF DAY			
1 -		111.8	45.220	124.0	41.689	112.4	2:16.040	78.56	13.054	16:14:38.290
2 -	39.148	112.2	43.714	124.5	41.258	113.1	2:04.120	86.11	1.134	16:16:42.410
3 -	38.761	112.4	43.676	126.1	40.925	113.1	2:03.362	86.63	0.376	16:18:45.772
4 -	38.941	112.5	43.337	126.8	40.741	113.9	2:03.019 (2)	86.88	0.033	16:20:48.791
5 -	38.818	111.6	43.636	125.4	40.707	114.7	2:03.161 (3)	86.78	0.175	16:22:51.952
6 -	38.702	113.1	44.174	125.9	40.741	114.5	2:03.617	86.46	0.631	16:24:55.569
7 -	39.196	111.4	43.273	127.8	40.517	115.3	2:02.986 (1)	86.90		16:26:58.555
8 -	38.908	112.9	43.694	127.3	41.057	114.9	2:03.659	86.43	0.673	16:29:02.214

P7		117 1800		Chris LORD		Van Diemen RF82				
IDEAL LAP TIME : 2:02.516		BEST LAP TIME : 2:02.634		DIFFERENCE : 0.118						
LAP	SECTOR 1	SECTOR 2	SECTOR 3	LAP TIME	MPH	DIFF	TIME OF DAY			
1 -		109.2	45.938	118.7	41.318	109.8	2:16.940	78.04	14.306	16:14:39.190
2 -	39.763	109.1	44.177	118.9	40.848	109.1	2:04.788	85.64	2.154	16:16:43.978
3 -	39.501	108.4	43.992	120.2	40.629	109.4	2:04.122	86.10	1.488	16:18:48.100
4 -	39.064	108.4	43.940	119.8	40.420	109.4	2:03.424	86.59	0.790	16:20:51.524
5 -	39.161	107.8	45.012	119.4	40.579	111.4	2:04.752	85.67	2.118	16:22:56.276
6 -	38.762	108.7	43.659	120.0	40.416	111.1	2:02.837 (3)	87.01	0.203	16:24:59.113
7 -	38.702	108.5	43.968	118.9	40.155	110.7	2:02.825 (2)	87.01	0.191	16:27:01.938
8 -	38.708	109.4	43.670	120.2	40.256	111.2	2:02.634 (1)	87.15		16:29:04.572

P8		54 1800		Chris LEVY		Van Diemen FF2000				
IDEAL LAP TIME : 2:01.928		BEST LAP TIME : 2:02.394		DIFFERENCE : 0.466						
LAP	SECTOR 1	SECTOR 2	SECTOR 3	LAP TIME	MPH	DIFF	TIME OF DAY			
1 -		110.1	45.942	122.2	41.509	112.7	2:17.453	77.75	15.059	16:14:39.703
2 -	39.527	110.7	44.080	123.1	41.140	112.2	2:04.747	85.67	2.353	16:16:44.450
3 -	39.353	109.8	44.065	124.0	40.572	112.7	2:03.990	86.20	1.596	16:18:48.440
4 -	39.031	110.1	43.732	123.1	40.973	111.6	2:03.736 (3)	86.37	1.342	16:20:52.176
5 -	39.259	111.4	44.265	123.8	40.727	114.5	2:04.251	86.02	1.857	16:22:56.427
6 -	39.436	110.7	43.365	123.3	40.693	112.7	2:03.494 (2)	86.54	1.100	16:24:59.921
7 -	38.230	110.7	43.831	122.2	40.333	113.7	2:02.394 (1)	87.32		16:27:02.315
8 -	38.598	111.4	50.613	122.4	40.895	113.5	2:10.106	82.14	7.712	16:29:12.421

P9		37 M1000		Mick KINGHORN		JKS JR01				
IDEAL LAP TIME : 2:02.901		BEST LAP TIME : 2:03.453		DIFFERENCE : 0.552						
LAP	SECTOR 1	SECTOR 2	SECTOR 3	LAP TIME	MPH	DIFF	TIME OF DAY			
1 -		118.9	1:01.263	122.4	43.371	123.8	2:32.515	70.07	29.062	16:14:54.765
2 -	39.397	117.3	44.703	134.2	42.011	115.9	2:06.111	84.75	2.658	16:17:00.876
3 -	40.459	117.7	43.550	137.7	41.144	123.8	2:05.153	85.40	1.700	16:19:06.029
4 -	39.487	116.7	44.004	132.8	41.101	124.0	2:04.592	85.78	1.139	16:21:10.621
5 -	39.451	118.3	43.478	133.9	41.058	123.1	2:03.987 (2)	86.20	0.534	16:23:14.608
6 -	39.529	119.1	43.612	133.1	41.207	123.1	2:04.348 (3)	85.95	0.895	16:25:18.956
7 -	39.546	116.5	44.177	133.1	41.224	123.1	2:04.947	85.54	1.494	16:27:23.903
8 -	38.846	118.3	44.030	133.1	40.577	122.4	2:03.453 (1)	86.57		16:29:27.356

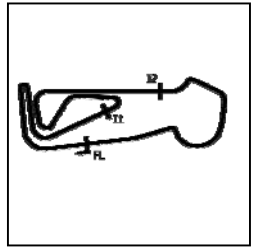
P10		7 1600		Geoff FERN		Van Diemen RF89				
IDEAL LAP TIME : 2:07.562		BEST LAP TIME : 2:07.918		DIFFERENCE : 0.356						
LAP	SECTOR 1	SECTOR 2	SECTOR 3	LAP TIME	MPH	DIFF	TIME OF DAY			
1 -		106.8	46.008	118.3	42.398	109.4	2:19.016	76.88	11.098	16:14:41.266
2 -	40.359	107.7	46.108	119.8	42.802	108.2	2:09.269	82.68	1.351	16:16:50.535
3 -	40.610	106.3	45.720	119.8	42.883	108.9	2:09.213	82.71	1.295	16:18:59.748
4 -	40.767	106.6	45.268	119.6	42.427	108.9	2:08.462 (3)	83.20	0.544	16:21:08.210
5 -	40.310	106.6	45.198	119.4	42.760	109.1	2:08.268 (2)	83.32	0.350	16:23:16.478
6 -	40.138	107.8	45.763	119.1	42.974	108.7	2:08.875	82.93	0.957	16:25:25.353
7 -	40.786	105.5	45.800	118.9	43.340	108.9	2:09.926	82.26	2.008	16:27:35.279

Weather / Track : Bright / Dry

Snetterton 300
Circuit Length = 2.9689 miles
Start: 16:12 Flag 16:27 End: 16:29

Monoposto 1800 / 1600 / Moto 1400 and Moto 1000

RACE 6 - SECTOR ANALYSIS



SECTOR 1 = FL to I1, SECTOR 2 = I1 to I2, SECTOR 3 = I2 to FL, DIFF = Difference To Personal Best Lap, P = Crossed Finish Line in Pit Lane, D = Time Disallowed

8 - 40.251 107.7 45.441 **120.0** **42.226** 108.5 **2:07.918 (1)** **83.55** **16:29:43.197**

P11 98 M1000		Dominic SHEPHERD		JKS						
IDEAL LAP TIME : 2:06.287		BEST LAP TIME : 2:06.469		DIFFERENCE : 0.182						
LAP	SECTOR 1	SECTOR 2	SECTOR 3	LAP TIME	MPH	DIFF	TIME OF DAY			
1 -	96.1	48.092	113.1	44.646	112.0	2:27.653	72.38	21.184	16:14:49.903	
2 -	42.723	101.9	46.866	112.5	44.151	115.9	2:13.740	79.91	7.271	16:17:03.643
3 -	40.461	104.0	46.560	124.2	42.002	116.1	2:09.023	82.83	2.554	16:19:12.666
4 -	40.164	108.5	44.802	126.6	41.503	116.9	2:06.469 (1)	84.51		16:21:19.135
5 -	40.990	100.7	44.978	125.6	42.117	115.9	2:08.085	83.44	1.616	16:23:27.220
6 -	40.404	101.6	45.937	124.9	41.696	117.5	2:08.037	83.47	1.568	16:25:35.257
7 -	41.039	110.0	44.984	124.2	41.349	115.9	2:07.372 (2)	83.91	0.903	16:27:42.629
8 -	40.449	105.8	44.774	124.9	42.576	116.7	2:07.799 (3)	83.63	1.330	16:29:50.428

P12 64 1800		Marcus SHEARD		Mygale						
IDEAL LAP TIME : 2:09.226		BEST LAP TIME : 2:09.226		DIFFERENCE : 0.000						
LAP	SECTOR 1	SECTOR 2	SECTOR 3	LAP TIME	MPH	DIFF	TIME OF DAY			
1 -	110.3	46.107	125.2	43.869	114.9	2:21.498	75.53	12.272	16:14:43.748	
2 -	41.008	108.7	46.805	130.0	43.729	114.7	2:11.542	81.25	2.316	16:16:55.290
3 -	40.975	109.6	46.179	129.5	44.154	116.5	2:11.308	81.39	2.082	16:19:06.598
4 -	41.253	110.0	45.739	130.5	43.741	115.5	2:10.733 (3)	81.75	1.507	16:21:17.331
5 -	40.784	103.0	45.995	131.0	43.336	115.9	2:10.115 (2)	82.14	0.889	16:23:27.446
6 -	41.202	104.2	46.574	128.8	43.488	114.5	2:11.264	81.42	2.038	16:25:38.710
7 -	40.659	107.2	45.407	127.8	43.160	116.3	2:09.226 (1)	82.70		16:27:47.936

P13 12 1800		Philip DAVIS		Van Diemen RF98						
IDEAL LAP TIME : 2:08.294		BEST LAP TIME : 2:09.202		DIFFERENCE : 0.908						
LAP	SECTOR 1	SECTOR 2	SECTOR 3	LAP TIME	MPH	DIFF	TIME OF DAY			
1 -	106.1	47.867	122.0	43.961	108.0	2:24.754	73.83	15.552	16:14:47.004	
2 -	41.309	106.5	46.289	122.6	43.393	107.7	2:10.991	81.59	1.789	16:16:57.995
3 -	41.042	106.5	45.800	124.0	44.232	108.4	2:11.074	81.54	1.872	16:19:09.069
4 -	40.822	107.2	45.196	125.2	43.536	109.1	2:09.554 (2)	82.49	0.352	16:21:18.623
5 -	41.157	107.0	45.379	125.6	44.154	108.9	2:10.690	81.78	1.488	16:23:29.313
6 -	41.043	107.0	45.517	126.8	43.205	111.8	2:09.765 (3)	82.36	0.563	16:25:39.078
7 -	40.592	108.5	46.104	125.6	42.506	113.9	2:09.202 (1)	82.72		16:27:48.280

P14 8 M1400		Martin WRIGHT		Dallara						
IDEAL LAP TIME : 2:05.042		BEST LAP TIME : 2:05.166		DIFFERENCE : 0.124						
LAP	SECTOR 1	SECTOR 2	SECTOR 3	LAP TIME	MPH	DIFF	TIME OF DAY			
1 -	107.3	48.283	131.8	45.171	121.7	2:34.171	69.32	29.005	16:14:56.421	
2 -	40.424	118.1	45.741	133.4	42.605	124.2	2:08.770	83.00	3.604	16:17:05.191
3 -	40.692	116.9	45.296	132.8	42.017	122.6	2:08.005 (3)	83.49	2.839	16:19:13.196
4 -	39.650	117.5	43.811	133.4	41.705	123.8	2:05.166 (1)	85.39		16:21:18.362
5 -	39.648	116.9	44.342	131.0	41.583	122.2	2:05.573 (2)	85.11	0.407	16:23:23.935
6 -	40.853	116.3	45.073	130.3	44.863	121.7	2:10.789	81.72	5.623	16:25:34.724
7 -	45.053	80.7	50.332	126.8	45.155	117.3	2:20.540	76.05	15.374	16:27:55.264

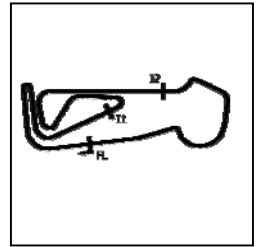
P15 57 1600		Eddie GUEST		Lola T640						
IDEAL LAP TIME : 2:09.415		BEST LAP TIME : 2:09.532		DIFFERENCE : 0.117						
LAP	SECTOR 1	SECTOR 2	SECTOR 3	LAP TIME	MPH	DIFF	TIME OF DAY			
1 -	106.5	47.493	119.6	45.170	108.5	2:27.767	72.33	18.235	16:14:50.017	
2 -	42.473	105.8	46.644	117.7	44.752	106.6	2:13.869	79.83	4.337	16:17:03.886
3 -	40.995	106.8	47.046	122.6	44.290	108.7	2:12.331	80.76	2.799	16:19:16.217
4 -	41.720	103.7	47.348	118.1	44.521	107.7	2:13.589	80.00	4.057	16:21:29.806
5 -	40.911	105.3	45.142	121.3	43.479	107.0	2:09.532 (1)	82.51		16:23:39.338
6 -	40.910	105.3	45.821	120.2	44.320	106.3	2:11.051 (2)	81.55	1.519	16:25:50.389
7 -	40.794	105.1	47.014	120.0	44.129	107.0	2:11.937 (3)	81.00	2.405	16:28:02.326

Weather / Track : Bright / Dry

Snetterton 300
Circuit Length = 2.9689 miles
Start: 16:12 Flag 16:27 End: 16:29

Monoposto 1800 / 1600 / Moto 1400 and Moto 1000

RACE 6 - SECTOR ANALYSIS



SECTOR 1 = FL to I1, SECTOR 2 = I1 to I2, SECTOR 3 = I2 to FL, DIFF = Difference To Personal Best Lap, P = Crossed Finish Line in Pit Lane, D = Time Disallowed

P16 81 1800 Douglas MCLAY		Mygale SJ10								
IDEAL LAP TIME : 2:10.623		BEST LAP TIME : 2:11.164		DIFFERENCE : 0.541						
LAP	SECTOR 1	SECTOR 2	SECTOR 3	LAP TIME	MPH	DIFF	TIME OF DAY			
1 -	106.0	47.636	125.4	43.769	120.2	2:25.544	73.43	14.380	16:14:47.794	
2 -	41.927	106.3	46.919	120.4	44.081	119.1	2:12.927	80.40	1.763	16:17:00.721
3 -	43.037	111.2	47.445	121.1	44.166	119.1	2:14.648	79.37	3.484	16:19:15.369
4 -	42.201	105.6	46.894	119.4	44.257	118.3	2:13.352	80.14	2.188	16:21:28.721
5 -	41.853	110.1	45.914	124.7	43.397	120.2	2:11.164 (1)	81.48		16:23:39.885
6 -	41.552	106.6	45.674	126.8	44.633	118.7	2:11.859 (3)	81.05	0.695	16:25:51.744
7 -	42.143	110.7	45.725	126.6	43.678	119.6	2:11.546 (2)	81.24	0.382	16:28:03.290

P17 47 1800 David JONES		Van Diemen RF82								
IDEAL LAP TIME : 2:13.135		BEST LAP TIME : 2:13.823		DIFFERENCE : 0.688						
LAP	SECTOR 1	SECTOR 2	SECTOR 3	LAP TIME	MPH	DIFF	TIME OF DAY			
1 -	105.6	48.551	108.7	45.344	110.3	2:27.391	72.51	13.568	16:14:49.641	
2 -	41.994	104.6	47.153	120.9	45.380	111.2	2:14.527	79.44	0.704	16:17:04.168
3 -	42.478	104.3	47.408	121.5	44.328	110.1	2:14.214 (2)	79.63	0.391	16:19:18.382
4 -	42.256	101.5	46.956	118.7	44.611	109.8	2:13.823 (1)	79.86		16:21:32.205
5 -	42.479	104.5	46.813	119.6	45.115	108.2	2:14.407 (3)	79.52	0.584	16:23:46.612
6 -	42.116	100.9	47.514	120.0	45.560	108.4	2:15.190	79.05	1.367	16:26:01.802
7 -	43.580	101.2	47.511	117.1	45.303	108.4	2:16.394	78.36	2.571	16:28:18.196

P18 75 1600 James GORDON-COLEBROOKE		Reynard FF84								
IDEAL LAP TIME : 2:16.218		BEST LAP TIME : 2:16.438		DIFFERENCE : 0.220						
LAP	SECTOR 1	SECTOR 2	SECTOR 3	LAP TIME	MPH	DIFF	TIME OF DAY			
1 -	98.2	49.936	110.5	49.054	102.1	2:36.310	68.37	19.872	16:14:58.560	
2 -	44.760	100.1	48.948	112.0	47.146	100.7	2:20.854	75.88	4.416	16:17:19.414
3 -	44.243	99.2	48.493	112.2	46.561	100.4	2:19.297	76.72	2.859	16:19:38.711
4 -	43.967	99.4	48.348	111.8	47.237	101.0	2:19.552	76.58	3.114	16:21:58.263
5 -	44.186	100.3	47.963	112.2	46.249	100.9	2:18.398 (3)	77.22	1.960	16:24:16.661
6 -	44.144	90.0	48.571	112.0	45.598	100.9	2:18.313 (2)	77.27	1.875	16:26:34.974
7 -	43.399	100.1	47.221	112.0	45.818	100.7	2:16.438 (1)	78.33		16:28:51.412

P19 66 1600 Terry TRUST		Swift								
IDEAL LAP TIME : 2:35.215		BEST LAP TIME : 2:37.128		DIFFERENCE : 1.913						
LAP	SECTOR 1	SECTOR 2	SECTOR 3	LAP TIME	MPH	DIFF	TIME OF DAY			
1 -	76.7	56.303	80.1	51.164	85.4	2:53.891	61.46	16.763	16:15:16.141	
2 -	52.492	87.9	55.734	90.4	52.455	86.4	2:40.681	66.51	3.553	16:17:56.822
3 -	50.368	87.9	56.276	72.4	54.245	82.5	2:40.889	66.43	3.761	16:20:37.711
4 -	51.044	83.4	54.130	89.9	52.910	80.5	2:38.084 (2)	67.61	0.956	16:23:15.795
5 -	50.485	81.5	55.710	87.1	53.555	90.8	2:39.750 (3)	66.90	2.622	16:25:55.545
6 -	50.418	87.7	53.683	83.6	53.027	86.3	2:37.128 (1)	68.02		16:28:32.673

P20 88 M1000 Jonathan REED		Jedi MK6								
IDEAL LAP TIME : 1:56.673		BEST LAP TIME : 1:56.736		DIFFERENCE : 0.063						
LAP	SECTOR 1	SECTOR 2	SECTOR 3	LAP TIME	MPH	DIFF	TIME OF DAY			
1 -	122.6	42.212	136.3	39.105	126.3	2:06.676 (2)	84.37	9.940	16:14:28.926	
2 -	37.052	122.4	41.162	136.1	38.522	125.2	1:56.736 (1)	91.55		16:16:25.662

Weather / Track : Bright / Dry

Monoposto 1800 / 1600 / Moto 1400 and Moto 1000

RACE 6 - LAP CHART

LAP 1 @ 16:14:24.400			LAP 2 @ 16:16:16.146			LAP 3 @ 16:18:07.669			LAP 4 @ 16:20:00.594			LAP 5 @ 16:21:55.115		
NO	BEHIND	LAP TIME	NO	BEHIND	LAP TIME	NO	BEHIND	LAP TIME	NO	BEHIND	LAP TIME	NO	BEHIND	LAP TIME
2		2:02.150	2		1:51.746	2		1:51.523	2		1:52.925	2		1:54.521
72	1.506	2:03.656	72	3.091	1:53.331	72	5.354	1:53.786	72	5.730	1:53.301	75	1 Lap	2:19.552
71	3.665	2:05.815	71	6.810	1:54.891	71	9.875	1:54.588	71	11.484	1:54.534	72	5.412	1:54.203
88	4.526	2:06.676	88	9.516	1:56.736	45	16.412	1:57.263	45	21.493	1:58.006	71	12.632	1:55.669
45	5.122	2:07.272	45	10.672	1:57.296	76	38.103	2:03.362	66	1 Lap	2:40.889	45	28.193	2:01.221
76	13.890	2:16.040	76	26.264	2:04.120	117	40.431	2:04.122	76	48.197	2:03.019	76	56.837	2:03.161
117	14.790	2:16.940	117	27.832	2:04.788	54	40.771	2:03.990	117	50.930	2:03.424	9	59.453	2:01.901
54	15.303	2:17.453	54	28.304	2:04.747	9	43.686	2:03.196	54	51.582	2:03.736	117	1:01.161	2:04.752
7	16.866	2:19.016	9	32.013	2:04.452	7	52.079	2:09.213	9	52.073	2:01.312	54	1:01.312	2:04.251
9	19.307	2:21.457	7	34.389	2:09.269	37	58.360	2:05.153	7	1:07.616	2:08.462	37	1:19.493	2:03.987
64	19.348	2:21.498	64	39.144	2:11.542	64	58.929	2:11.308	37	1:10.027	2:04.592	66	1 Lap	2:38.084
12	22.604	2:24.754	12	41.849	2:10.991	12	1:01.400	2:11.074	64	1:16.737	2:10.733	7	1:21.363	2:08.268
81	23.394	2:25.544	81	44.575	2:12.927	98	1:04.997	2:09.023	8	1:17.768	2:05.166	8	1:28.820	2:05.573
47	25.241	2:27.391	37	44.730	2:06.111	8	1:05.527	2:08.005	12	1:18.029	2:09.554	98	1:32.105	2:08.085
98	25.503	2:27.653	98	47.497	2:13.740	81	1:07.700	2:14.648	98	1:18.541	2:06.469	64	1:32.331	2:10.115
57	25.617	2:27.767	57	47.740	2:13.869	57	1:08.548	2:12.331	81	1:28.127	2:13.352	12	1:34.198	2:10.690
37	30.365	2:32.515	47	48.022	2:14.527	47	1:10.713	2:14.214	57	1:29.212	2:13.589	57	1:44.223	2:09.532
8	32.021	2:34.171	8	49.045	2:08.770	75	1:31.042	2:19.297	47	1:31.611	2:13.823	81	1:44.770	2:11.164
75	34.160	2:36.310	75	1:03.268	2:20.854							47	1:51.497	2:14.407
66	51.741	2:53.891	66	1:40.676	2:40.681									

Weather / Track : Bright / Dry

Results can be found at www.tsl-timing.com

Page 1 of 2

Snetterton 300

Circuit Length = 2.9689 miles

Start: 16:12 Flag 16:27 End: 16:29

Printed - 16:34 Saturday, 26 August 2017

Monoposto 1800 / 1600 / Moto 1400 and Moto 1000

RACE 6 - LAP CHART

LAP 6 @ 16:23:49.995			LAP 7 @ 16:25:47.127			LAP 8 @ 16:27:43.089		
NO	BEHIND	LAP TIME	NO	BEHIND	LAP TIME	NO	BEHIND	LAP TIME
2		1:54.880	2		1:57.132	2		1:55.962
72	4.999	1:54.467	57	1 Lap	2:11.051	72	4.770	1:57.098
71	12.084	1:54.332	72	3.634	1:55.767	64	1 Lap	2:09.226
75	1 Lap	2:18.398	81	1 Lap	2:11.859	12	1 Lap	2:09.202
45	32.861	1:59.548	66	2 Laps	2:39.750	71	11.354	1:56.654
76	1:05.574	2:03.617	71	10.662	1:55.710	8	1 Lap	2:20.540
9	1:06.091	2:01.518	47	1 Lap	2:15.190	57	1 Lap	2:11.937
117	1:09.118	2:02.837	45	36.040	2:00.311	81	1 Lap	2:11.546
54	1:09.926	2:03.494	75	1 Lap	2:18.313	47	1 Lap	2:16.394
37	1:28.961	2:04.348	9	1:09.988	2:01.029	45	40.565	2:00.487
7	1:35.358	2:08.875	76	1:11.428	2:02.986	66	2 Laps	2:37.128
8	1:44.729	2:10.789	117	1:14.811	2:02.825	75	1 Lap	2:16.438
98	1:45.262	2:08.037	54	1:15.188	2:02.394	9	1:15.431	2:01.405
64	1:48.715	2:11.264	37	1:36.776	2:04.947	76	1:19.125	2:03.659
12	1:49.083	2:09.765	7	1:48.152	2:09.926	117	1:21.483	2:02.634
			98	1:55.502	2:07.372	54	1:29.332	2:10.106
						37	1:44.267	2:03.453
						7	2:00.108	2:07.918
						98	2:07.339	2:07.799

Weather / Track : Bright / Dry

Results can be found at www.tsl-timing.com

Page 2 of 2

Snetterton 300
 Circuit Length = 2.9689 miles
 Start: 16:12 Flag 16:27 End: 16:29

Printed - 16:34 Saturday, 26 August 2017

Monoposto 1800 / 1600 / Moto 1400 and Moto 1000

RACE 6 - POSITION CHART

No	Name	Lap								
		Pos	1	2	3	4	5	6	7	8
2	TIMMS	1	2	2	2	2	2	2	2	2
72	GITTINGS	2	72	72	72	72	72	72	72	72
71	GORDON-COLEBROO	3	71	71	71	71	71	71	71	71
88	REED	4	88	88	45	45	45	45	45	45
45	READE	5	45	45	76	76	76	76	9	9
76	WALTERS	6	76	76	117	117	9	9	76	76
37	KINGHORN	7	117	117	54	54	117	117	117	117
54	LEVY	8	54	54	9	9	54	54	54	54
8	WRIGHT	9	7	9	7	7	37	37	37	37
7	FERN	10	9	7	37	37	7	7	7	7
12	DAVIS	11	64	64	64	64	8	8	98	98
64	SHEARD	12	12	12	12	8	98	98	64	
117	LORD	13	81	81	98	12	64	64	12	
81	MCLAY	14	47	37	8	98	12	12	8	
98	SHEPHERD	15	98	98	81	81	57	57	57	
47	JONES	16	57	57	57	57	81	81	81	
75	GORDON-COLEBROO	17	37	47	47	47	47	47	47	
9	LAGUE	18	8	8	75	75	75	75	75	
66	TRUST	19	75	75	66	66	66	66		
57	GUEST	20	66	66						

Weather / Track : Bright / Dry

Results can be found at www.tsl-timing.com

Snetterton 300
 Circuit Length = 2.9689 miles
 Start: 16:12 Flag 16:27 End: 16:29

Printed - 16:38 Saturday, 26 August 2017

Monoposto 1800 / 1600 / Moto 1400 and Moto 1000

RACE 6 - BEST SPEEDS

POS	INTERMEDIATE 1			INTERMEDIATE 2			FINISH LINE		
	NO	NAME	MPH	NO	NAME	MPH	NO	NAME	MPH
1	71	GORDON-COLEBROOKE	123.5	37	KINGHORN	137.7	88	REED	126.3
2	88	REED	122.6	72	GITTINGS	136.6	72	GITTINGS	124.7
3	2	TIMMS	122.2	71	GORDON-COLEBROOKE	136.3	71	GORDON-COLEBROOKE	124.2
4	72	GITTINGS	121.3	88	REED	136.3	8	WRIGHT	124.2
5	9	LAGUE	120.2	2	TIMMS	136.1	37	KINGHORN	124.0
6	37	KINGHORN	119.1	8	WRIGHT	133.4	2	TIMMS	123.5
7	8	WRIGHT	118.1	9	LAGUE	132.8	9	LAGUE	123.5
8	45	READE	116.3	64	SHEARD	131.0	81	MCLAY	120.2
9	76	WALTERS	113.1	45	READE	129.3	45	READE	119.6
10	54	LEVY	111.4	76	WALTERS	127.8	98	SHEPHERD	117.5
11	81	MCLAY	111.2	12	DAVIS	126.8	64	SHEARD	116.5
12	64	SHEARD	110.3	81	MCLAY	126.8	76	WALTERS	115.3
13	98	SHEPHERD	110.0	98	SHEPHERD	126.6	54	LEVY	114.5
14	117	LORD	109.4	54	LEVY	124.0	12	DAVIS	113.9
15	12	DAVIS	108.5	57	GUEST	122.6	117	LORD	111.4
16	7	FERN	107.8	47	JONES	121.5	47	JONES	111.2
17	57	GUEST	106.8	117	LORD	120.2	7	FERN	109.4
18	47	JONES	105.6	7	FERN	120.0	57	GUEST	108.7
19	75	GORDON-COLEBROOKE	100.3	75	GORDON-COLEBROOKE	112.2	75	GORDON-COLEBROOKE	102.1
20	66	TRUST	87.9	66	TRUST	90.4	66	TRUST	90.8

Weather / Track : Bright / Dry

Results can be found at www.tsl-timing.com

Snetterton 300
Circuit Length = 2.9689 miles
Start: 16:12 Flag 16:27 End: 16:29
Printed - 16:33 Saturday, 26 August 2017

Monoposto 1800 / 1600 / Moto 1400 and Moto 1000

RACE 6 - BEST SECTORS

SECTOR 1			SECTOR 2			SECTOR 3			IDEAL / BEST COMPARISON						
POS	NO	NAME	TIME	NO	NAME	TIME	NO	NAME	TIME	POS	NO	NAME	IDEAL	BEST	DIFF
													PERFECT LAP	1:51.211	
1	2	TIMMS	34.481	2	TIMMS	39.438	2	TIMMS	37.292	1	2	TIMMS	1:51.211	1:51.523	0.312
2	72	GITTINGS	35.247	72	GITTINGS	40.366	72	GITTINGS	37.365	2	72	GITTINGS	1:52.978	1:53.301	0.323
3	71	GORDON-COLEBR	35.881	71	GORDON-COLEBR	40.487	71	GORDON-COLEBR	37.588	3	71	GORDON-COLEBRO	1:53.956	1:54.332	0.376
4	45	READE	36.626	88	REED	41.162	45	READE	38.491	4	88	REED	1:56.673	1:56.736	0.063
5	88	REED	36.989	45	READE	41.692	88	REED	38.522	5	45	READE	1:56.809	1:57.263	0.454
6	9	LAGUE	38.050	9	LAGUE	42.545	9	LAGUE	39.852	6	9	LAGUE	2:00.447	2:01.029	0.582
7	54	LEVY	38.230	76	WALTERS	43.273	117	LORD	40.155	7	54	LEVY	2:01.928	2:02.394	0.466
8	76	WALTERS	38.702	54	LEVY	43.365	54	LEVY	40.333	8	76	WALTERS	2:02.492	2:02.986	0.494
9	117	LORD	38.702	37	KINGHORN	43.478	76	WALTERS	40.517	9	117	LORD	2:02.516	2:02.634	0.118
10	37	KINGHORN	38.846	117	LORD	43.659	37	KINGHORN	40.577	10	37	KINGHORN	2:02.901	2:03.453	0.552
11	8	WRIGHT	39.648	8	WRIGHT	43.811	98	SHEPHERD	41.349	11	8	WRIGHT	2:05.042	2:05.166	0.124
12	7	FERN	40.138	98	SHEPHERD	44.774	8	WRIGHT	41.583	12	98	SHEPHERD	2:06.287	2:06.469	0.182
13	98	SHEPHERD	40.164	57	GUEST	45.142	7	FERN	42.226	13	7	FERN	2:07.562	2:07.918	0.356
14	12	DAVIS	40.592	12	DAVIS	45.196	12	DAVIS	42.506	14	12	DAVIS	2:08.294	2:09.202	0.908
15	64	SHEARD	40.659	7	FERN	45.198	64	SHEARD	43.160	15	64	SHEARD	2:09.226	2:09.226	0.000
16	57	GUEST	40.794	64	SHEARD	45.407	81	MCLAY	43.397	16	57	GUEST	2:09.415	2:09.532	0.117
17	81	MCLAY	41.552	81	MCLAY	45.674	57	GUEST	43.479	17	81	MCLAY	2:10.623	2:11.164	0.541
18	47	JONES	41.994	47	JONES	46.813	47	JONES	44.328	18	47	JONES	2:13.135	2:13.823	0.688
19	75	GORDON-COLEBR	43.399	75	GORDON-COLEBR	47.221	75	GORDON-COLEBR	45.598	19	75	GORDON-COLEBRO	2:16.218	2:16.438	0.220
20	66	TRUST	50.368	66	TRUST	53.683	66	TRUST	51.164	20	66	TRUST	2:35.215	2:37.128	1.913

Weather / Track : Bright / Dry

Results can be found at www.tsl-timing.com

Snetterton 300

Circuit Length = 2.9689 miles

Start: 16:12 Flag 16:27 End: 16:29

Printed - 16:33 Saturday, 26 August 2017

Monoposto 1800 / 1600 / Moto 1400 and Moto 1000

QUALIFYING - RACE 12 - CLASSIFICATION

POS	NO	CL	PIC NAME	ENTRY	TIME	ON	LAPS	GAP	DIFF	MPH
1	2	M1400	1 Jeremy TIMMS	Dallara F301	1:50.557	7	7			96.67
2	72	M1000	1 Richard GITTINGS	Jedi MK6	1:53.050	4	5	2.493	2.493	94.54
3	71	M1400	2 Andrew GORDON-COLEBROOKE	Dallara	1:53.482	8	8	2.925	0.432	94.18
4	88	M1000	2 Jonathan REED	Jedi MK6	1:56.177	6	8	5.620	2.695	91.99
5	45	M1000	3 Mark READE	Leystone 1000	1:57.478	4	4	6.921	1.301	90.97
6	76	1800	1 Matthew WALTERS	Mygale	2:00.309	7	7	9.752	2.831	88.83
7	37	M1000	4 Mick KINGHORN	JKS JR01	2:01.037	5	8	10.480	0.728	88.30
8	9	M1000	5 Peter LAGUE	Jedi MK VI	2:03.590	3	4	13.033	2.553	86.48
9	117	1800	2 Chris LORD	Van Diemen RF82	2:04.141	3	3	13.584	0.551	86.09
10	8	M1400	3 Martin WRIGHT	Dallara	2:05.190	3	7	14.633	1.049	85.37
11	98	M1000	6 Dominic SHEPHERD	JKS	2:06.074	7	7	15.517	0.884	84.77
12	12	1800	3 Philip DAVIS	Van Diemen RF98	2:07.520	4	4	16.963	1.446	83.81
13	64	1800	4 Marcus SHEARD	Mygale	2:08.566	5	7	18.009	1.046	83.13
14	7	1600	1 Geoff FERN	Van Diemen RF89	2:09.347	5	5	18.790	0.781	82.63
15	57	1600	2 Eddie GUEST	Lola T640	2:10.059	7	7	19.502	0.712	82.17
16	81	1800	5 Douglas MCLAY	Mygale SJ10	2:12.287	6	7	21.730	2.228	80.79
17	47	1800	6 David JONES	Van Diemen RF82	2:12.843	7	7	22.286	0.556	80.45
18	75	1600	3 James GORDON-COLEBROOKE	Reynard FF84	2:17.531	6	6	26.974	4.688	77.71

Weather / Track : Bright / Dry

These results are provisional until the conclusion of any judicial and technical matters.

Snetterton 300

Circuit Length = 2.9689 miles

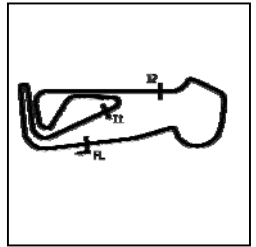
Start: 10:21 Flag 10:37 End: 10:39

Clerk Of Course :

Timekeeper :

Monoposto 1800 / 1600 / Moto 1400 and Moto 1000

QUALIFYING - RACE 12 - SECTOR ANALYSIS



SECTOR 1 = FL to I1, SECTOR 2 = I1 to I2, SECTOR 3 = I2 to FL, DIFF = Difference To Personal Best Lap, P = Crossed Finish Line in Pit Lane, D = Time Disallowed

P1		2 M1400		Jeremy TIMMS		Dallara F301				
IDEAL LAP TIME : 1:50.356		BEST LAP TIME : 1:50.557		DIFFERENCE : 0.201						
LAP	SECTOR 1	SECTOR 2		SECTOR 3		LAP TIME	MPH	DIFF	TIME OF DAY	
1 -	OUTLAP	108.7	44.691	132.3	40.197	121.5	2:09.052	82.81	18.495	10:24:21.173
2 -	37.296	120.2	40.751	135.0	37.417	123.5	1:55.464	92.56	4.907	10:26:16.637
3 -	35.961	119.6	40.860	134.4	37.720	122.2	1:54.541	93.31	3.984	10:28:11.178
4 -	34.363	122.2	40.153	135.2	37.325	123.3	1:51.841 (2)	95.56	1.284	10:30:03.019
5 -	35.240	122.2	39.808	135.2	37.654	125.4	1:52.702 (3)	94.83	2.145	10:31:55.721
6 -	38.914	102.9	42.229	116.5	41.125	124.2	2:02.268	87.41	11.711	10:33:57.989
7 -	34.564	123.1	39.425	135.0	36.568	124.7	1:50.557 (1)	96.67		10:35:48.546

P2		72 M1000		Richard GITTINGS		Jedi MK6				
IDEAL LAP TIME : 1:53.050		BEST LAP TIME : 1:53.050		DIFFERENCE : 0.000						
LAP	SECTOR 1	SECTOR 2		SECTOR 3		LAP TIME	MPH	DIFF	TIME OF DAY	
1 -	OUTLAP	101.6	45.832	120.9	44.372	116.7	2:18.636	77.09	25.586	10:24:50.730
2 -	39.620	106.5	44.333	130.3	IN PIT		3:40.125 P	48.55	1:47.075	10:28:30.855
3 -	OUTLAP	108.0	42.494	135.2	39.810	125.2	2:05.523	85.14	12.473	10:30:36.378
4 -	35.196	121.3	40.531	136.9	37.323	125.2	1:53.050 (1)	94.54		10:32:29.428
5 -	36.186	116.1	43.090	135.0	39.917	124.7	1:59.193 (2)	89.67	6.143	10:34:28.621

P3		71 M1400		Andrew GORDON-COLEBROOKE		Dallara				
IDEAL LAP TIME : 1:53.374		BEST LAP TIME : 1:53.482		DIFFERENCE : 0.108						
LAP	SECTOR 1	SECTOR 2		SECTOR 3		LAP TIME	MPH	DIFF	TIME OF DAY	
1 -	OUTLAP	117.5	45.622	135.5	41.551	126.3	2:12.754	80.51	19.272	10:24:27.568
2 -	40.157	120.6	42.434	135.5	38.886	123.8	2:01.477	87.98	7.995	10:26:29.045
3 -	36.635	122.0	42.079	134.7	38.411	125.2	1:57.125	91.25	3.643	10:28:26.170
4 -	37.075	122.4	40.995	134.4	37.723	124.2	1:55.793	92.30	2.311	10:30:21.963
5 -	36.439	122.6	41.205	134.4	39.766	124.5	1:57.410	91.03	3.928	10:32:19.373
6 -	36.229	122.4	40.858	134.2	37.449	125.2	1:54.536 (2)	93.31	1.054	10:34:13.909
7 -	35.674	122.4	40.433	134.2	38.432	123.3	1:54.539 (3)	93.31	1.057	10:36:08.448
8 -	35.532	122.9	40.393	134.7	37.557	123.5	1:53.482 (1)	94.18		10:38:01.930

P4		88 M1000		Jonathan REED		Jedi MK6				
IDEAL LAP TIME : 1:55.946		BEST LAP TIME : 1:56.177		DIFFERENCE : 0.231						
LAP	SECTOR 1	SECTOR 2		SECTOR 3		LAP TIME	MPH	DIFF	TIME OF DAY	
1 -	OUTLAP	91.5	51.087	109.2	45.832	116.3	2:28.489	71.97	32.312	10:24:56.781
2 -	39.397	117.3	42.960	137.5	40.529	125.4	2:02.886	86.97	6.709	10:26:59.667
3 -	38.102	120.4	42.024	136.1	39.616	127.0	1:59.742	89.25	3.565	10:28:59.409
4 -	36.898	122.2	42.173	136.6	38.592	126.3	1:57.663	90.83	1.486	10:30:57.072
5 -	37.110	122.9	41.384	136.6	38.502	126.3	1:56.996 (2)	91.35	0.819	10:32:54.068
6 -	36.683	122.2	41.211	136.6	38.283	126.6	1:56.177 (1)	91.99		10:34:50.245
7 -	37.559	120.4	41.439	137.5	38.052	129.0	1:57.050 (3)	91.31	0.873	10:36:47.295
8 -	37.805	120.4	42.282	136.3	38.464	126.1	1:58.551	90.15	2.374	10:38:45.846

P5		45 M1000		Mark READE		Leystone 1000				
IDEAL LAP TIME : 1:57.345		BEST LAP TIME : 1:57.478		DIFFERENCE : 0.133						
LAP	SECTOR 1	SECTOR 2		SECTOR 3		LAP TIME	MPH	DIFF	TIME OF DAY	
1 -	OUTLAP	99.2	48.418	125.9	39.891	117.5	2:14.688	79.35	17.210	10:24:17.485
2 -	37.300	116.3	41.953	128.5	38.642	117.7	1:57.895 (2)	90.65	0.417	10:26:15.380
3 -	36.914	115.7	42.871	128.0	38.687	118.1	1:58.472 (3)	90.21	0.994	10:28:13.852
4 -	36.825	115.3	42.086	127.8	38.567	118.5	1:57.478 (1)	90.97		10:30:11.330

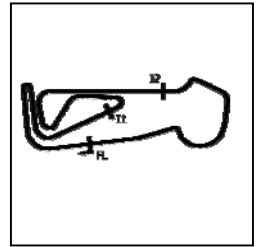
P6		76 1800		Matthew WALTERS		Mygale				
IDEAL LAP TIME : 1:59.370		BEST LAP TIME : 2:00.309		DIFFERENCE : 0.939						
LAP	SECTOR 1	SECTOR 2		SECTOR 3		LAP TIME	MPH	DIFF	TIME OF DAY	
1 -	OUTLAP	96.5	47.390	124.2	42.142	112.4	2:18.895	76.95	18.586	10:24:20.401
2 -	39.619	111.8	43.329	126.1	40.569	113.9	2:03.517	86.53	3.208	10:26:23.918
3 -	38.102	112.9	42.956	126.3	39.822	114.5	2:00.880	88.41	0.571	10:28:24.798

Weather / Track : Bright / Dry

Snetterton 300
Circuit Length = 2.9689 miles
Start: 10:21 Flag 10:37 End: 10:39

Monoposto 1800 / 1600 / Moto 1400 and Moto 1000

QUALIFYING - RACE 12 - SECTOR ANALYSIS



SECTOR 1 = FL to I1, SECTOR 2 = I1 to I2, SECTOR 3 = I2 to FL, DIFF = Difference To Personal Best Lap, P = Crossed Finish Line in Pit Lane, D = Time Disallowed

4 -	38.359	113.9	42.640	128.3	39.853	114.9	2:00.852 (3)	88.43	0.543	10:30:25.650
5 -	37.654	112.2	42.690	127.8	40.465	116.3	2:00.809 (2)	88.47	0.500	10:32:26.459
6 -	38.153	114.7	43.364	127.3	40.613	114.3	2:02.130	87.51	1.821	10:34:28.589
7 -	38.322	114.1	42.019	129.0	39.968	115.5	2:00.309 (1)	88.83		10:36:28.898

P7 37 M1000 Mick KINGHORN		JKS JR01								
IDEAL LAP TIME : 2:00.117		BEST LAP TIME : 2:01.037								
		DIFFERENCE : 0.920								
LAP	SECTOR 1	SECTOR 2	SECTOR 3	LAP TIME	MPH	DIFF	TIME OF DAY			
1 -	OUTLAP	99.2	49.720	119.8	43.590	122.2	2:21.694	75.43	20.657	10:24:26.947
2 -	43.019	113.1	45.438	129.3	41.732	125.4	2:10.189	82.09	9.152	10:26:37.136
3 -	38.765	120.9	43.385	136.3	40.947	126.6	2:03.097	86.82	2.060	10:28:40.233
4 -	38.645	120.0	42.670	135.5	40.040	125.2	2:01.355 (2)	88.07	0.318	10:30:41.588
5 -	37.930	121.1	42.766	134.7	40.341	123.8	2:01.037 (1)	88.30		10:32:42.625
6 -	38.863	120.2	43.460	134.2	40.208	125.4	2:02.531	87.22	1.494	10:34:45.156
7 -	38.502	120.6	43.053	135.0	39.836	124.0	2:01.391 (3)	88.04	0.354	10:36:46.547
8 -	38.129	117.3	43.932	136.3	39.517	124.7	2:01.578	87.91	0.541	10:38:48.125

P8 9 M1000 Peter LAGUE		Jedi MK VI								
IDEAL LAP TIME : 2:03.590		BEST LAP TIME : 2:03.590								
		DIFFERENCE : 0.000								
LAP	SECTOR 1	SECTOR 2	SECTOR 3	LAP TIME	MPH	DIFF	TIME OF DAY			
1 -	OUTLAP	82.5	49.904	112.9	44.905	118.1	2:26.163	73.12	22.573	10:24:26.245
2 -	42.819	104.2	45.654	133.6	41.654	120.9	2:10.127 (2)	82.13	6.537	10:26:36.372
3 -	38.875	115.5	43.588	132.6	41.127	120.0	2:03.590 (1)	86.48		10:28:39.962
4 -	40.370	114.5	44.439	131.5	IN PIT		3:38.542 P	48.90	1:34.952	10:32:18.504

P9 117 1800 Chris LORD		Van Diemen RF82								
IDEAL LAP TIME : 2:04.074		BEST LAP TIME : 2:04.141								
		DIFFERENCE : 0.067								
LAP	SECTOR 1	SECTOR 2	SECTOR 3	LAP TIME	MPH	DIFF	TIME OF DAY			
1 -	OUTLAP	103.5	46.680	120.2	42.733	108.7	2:16.085	78.53	11.944	10:24:25.550
2 -	39.763	108.0	44.577	118.5	41.555	109.4	2:05.895 (2)	84.89	1.754	10:26:31.445
3 -	39.391	108.7	44.225	119.4	40.525	109.4	2:04.141 (1)	86.09		10:28:35.586

P10 8 M1400 Martin WRIGHT		Dallara								
IDEAL LAP TIME : 2:03.820		BEST LAP TIME : 2:05.190								
		DIFFERENCE : 1.370								
LAP	SECTOR 1	SECTOR 2	SECTOR 3	LAP TIME	MPH	DIFF	TIME OF DAY			
1 -	OUTLAP	96.6	51.038	129.8	46.996	121.3	2:29.043	71.71	23.853	10:24:37.986
2 -	42.232	108.5	47.250	133.9	43.856	124.5	2:13.338	80.15	8.148	10:26:51.324
3 -	38.853	119.1	44.741	132.8	41.596	124.5	2:05.190 (1)	85.37		10:28:56.514
4 -	41.571	108.7	45.270	120.6	42.643	123.8	2:09.484	82.54	4.294	10:31:05.998
5 -	38.906	107.5	45.055	132.8	41.771	111.4	2:05.732 (3)	85.00	0.542	10:33:11.730
6 -	39.558	118.3	43.371	132.6	42.730	118.9	2:05.659 (2)	85.05	0.469	10:35:17.389
7 -	41.976	110.3	45.695	131.3	42.107	122.0	2:09.778	82.35	4.588	10:37:27.167

P11 98 M1000 Dominic SHEPHERD		JKS								
IDEAL LAP TIME : 2:05.299		BEST LAP TIME : 2:06.074								
		DIFFERENCE : 0.775								
LAP	SECTOR 1	SECTOR 2	SECTOR 3	LAP TIME	MPH	DIFF	TIME OF DAY			
1 -	OUTLAP	94.3	49.362	118.5	45.110	114.5	2:26.247	73.08	20.173	10:24:49.478
2 -	42.484	104.5	45.252	122.9	44.031	112.0	2:11.767	81.11	5.693	10:27:01.245
3 -	40.178	109.1	45.368	125.4	42.336	116.5	2:07.882	83.57	1.808	10:29:09.127
4 -	39.876	109.4	44.306	127.0	42.926	115.5	2:07.108 (3)	84.08	1.034	10:31:16.235
5 -	42.222	102.7	45.109	124.2	41.761	115.3	2:09.092	82.79	3.018	10:33:25.327
6 -	40.066	110.0	45.235	124.2	41.663	115.7	2:06.964 (2)	84.18	0.890	10:35:32.291
7 -	39.330	111.4	44.372	121.7	42.372	114.5	2:06.074 (1)	84.77		10:37:38.365

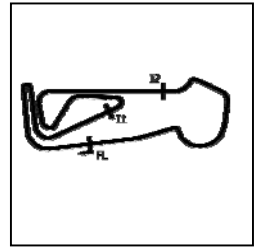
P12 12 1800 Philip DAVIS		Van Diemen RF98								
IDEAL LAP TIME : 2:07.422		BEST LAP TIME : 2:07.520								
		DIFFERENCE : 0.098								
LAP	SECTOR 1	SECTOR 2	SECTOR 3	LAP TIME	MPH	DIFF	TIME OF DAY			
1 -	OUTLAP	99.1	52.808	115.3	53.768	107.2	2:37.927	67.67	30.407	10:30:08.639

Weather / Track : Bright / Dry

Snetterton 300
Circuit Length = 2.9689 miles
Start: 10:21 Flag 10:37 End: 10:39

Monoposto 1800 / 1600 / Moto 1400 and Moto 1000

QUALIFYING - RACE 12 - SECTOR ANALYSIS



SECTOR 1 = FL to I1, SECTOR 2 = I1 to I2, SECTOR 3 = I2 to FL, DIFF = Difference To Personal Best Lap, P = Crossed Finish Line in Pit Lane, D = Time Disallowed

2 -	43.022	105.8	47.025	122.2	43.701	109.6	2:13.748 (3)	79.91	6.228	10:32:22.387
3 -	40.620	108.0	46.585	122.9	42.638	110.3	2:09.843 (2)	82.31	2.323	10:34:32.230
4 -	40.357	107.8	44.427	123.1	42.736	109.4	2:07.520 (1)	83.81		10:36:39.750

P13	64	1800	Marcus SHEARD				Mygale				
IDEAL LAP TIME : 2:07.834			BEST LAP TIME : 2:08.566				DIFFERENCE : 0.732				
LAP	SECTOR 1	SECTOR 2	SECTOR 3	LAP TIME	MPH	DIFF	TIME OF DAY				
1 -	OUTLAP	83.4	54.790	99.2	51.725	97.5	2:42.397	65.81	33.831	10:25:08.281	
2 -	47.641	91.5	49.737	103.8	47.608	112.7	2:24.986	73.71	16.420	10:27:33.267	
3 -	41.218	111.2	46.025	131.3	42.980	116.7	2:10.223	82.07	1.657	10:29:43.490	
4 -	41.941	105.6	46.560	131.3	42.986	115.7	2:11.487	81.28	2.921	10:31:54.977	
5 -	40.637	109.8	45.179	132.1	42.750	116.5	2:08.566 (1)	83.13		10:34:03.543	
6 -	39.905	111.6	45.416	130.5	43.391	116.3	2:08.712 (2)	83.03	0.146	10:36:12.255	
7 -	41.048	108.4	45.204	131.5	43.100	115.3	2:09.352 (3)	82.62	0.786	10:38:21.607	

P14	7	1600	Geoff FERN				Van Diemen RF89				
IDEAL LAP TIME : 2:08.446			BEST LAP TIME : 2:09.347				DIFFERENCE : 0.901				
LAP	SECTOR 1	SECTOR 2	SECTOR 3	LAP TIME	MPH	DIFF	TIME OF DAY				
1 -	OUTLAP	94.6	49.300	120.0	45.758	110.0	2:21.785	75.38	12.438	10:24:32.614	
2 -	41.312	105.0	46.851	119.6	43.982	108.5	2:12.145	80.88	2.798	10:26:44.759	
3 -	40.930	105.5	45.556	121.7	42.948	108.4	2:09.434 (2)	82.57	0.087	10:28:54.193	
4 -	40.741	107.0	46.491	120.0	42.744	109.2	2:09.976 (3)	82.23	0.629	10:31:04.169	
5 -	40.146	107.7	46.363	120.2	42.838	108.9	2:09.347 (1)	82.63		10:33:13.516	

P15	57	1600	Eddie GUEST				Lola T640				
IDEAL LAP TIME : 2:09.587			BEST LAP TIME : 2:10.059				DIFFERENCE : 0.472				
LAP	SECTOR 1	SECTOR 2	SECTOR 3	LAP TIME	MPH	DIFF	TIME OF DAY				
1 -	OUTLAP	78.5	50.999	108.9	46.660	104.8	2:28.267	72.08	18.208	10:24:25.680	
2 -	42.731	102.6	49.378	116.5	45.172	106.0	2:17.281	77.85	7.222	10:26:42.961	
3 -	41.627	105.1	46.638	117.1	43.843	108.4	2:12.108	80.90	2.049	10:28:55.069	
4 -	41.467	104.8	46.537	120.2	43.604	107.2	2:11.608 (3)	81.21	1.549	10:31:06.677	
5 -	41.309	106.1	45.816	121.5	43.255	107.3	2:10.380 (2)	81.97	0.321	10:33:17.057	
6 -	40.609	105.6	46.761	121.1	44.354	105.8	2:11.724	81.13	1.665	10:35:28.781	
7 -	40.824	105.5	45.723	120.2	43.512	106.5	2:10.059 (1)	82.17		10:37:38.840	

P16	81	1800	Douglas MCLAY				Mygale SJ10				
IDEAL LAP TIME : 2:11.774			BEST LAP TIME : 2:12.287				DIFFERENCE : 0.513				
LAP	SECTOR 1	SECTOR 2	SECTOR 3	LAP TIME	MPH	DIFF	TIME OF DAY				
1 -	OUTLAP	89.5	49.400	122.0	45.610	117.7	2:26.873	72.77	14.586	10:24:31.550	
2 -	42.218	98.3	48.550	118.3	45.922	119.6	2:16.690	78.19	4.403	10:26:48.240	
3 -	42.205	102.9	47.273	121.3	44.755	119.8	2:14.233	79.62	1.946	10:29:02.473	
4 -	41.846	97.5	47.232	121.7	44.740	118.1	2:13.818 (3)	79.87	1.531	10:31:16.291	
5 -	41.873	98.6	47.065	122.2	43.995	119.8	2:12.933 (2)	80.40	0.646	10:33:29.224	
6 -	41.427	108.4	46.352	115.1	44.508	118.7	2:12.287 (1)	80.79		10:35:41.511	
7 -	43.321	98.5	47.876	125.9	44.536	118.1	2:15.733	78.74	3.446	10:37:57.244	

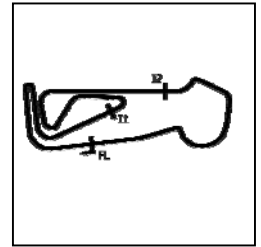
P17	47	1800	David JONES				Van Diemen RF82				
IDEAL LAP TIME : 2:12.309			BEST LAP TIME : 2:12.843				DIFFERENCE : 0.534				
LAP	SECTOR 1	SECTOR 2	SECTOR 3	LAP TIME	MPH	DIFF	TIME OF DAY				
1 -	OUTLAP	77.4	54.062	100.3	49.860	109.4	2:38.523	67.42	25.680	10:25:08.775	
2 -	44.687	96.8	49.350	115.3	46.845	107.0	2:20.882	75.86	8.039	10:27:29.657	
3 -	41.559	105.1	47.145	120.6	44.305	107.3	2:13.009 (2)	80.35	0.166	10:29:42.666	
4 -	42.357	99.7	47.406	119.1	45.152	109.6	2:14.915	79.22	2.072	10:31:57.581	
5 -	42.424	101.0	47.421	121.1	44.311	109.1	2:14.156	79.66	1.313	10:34:11.737	
6 -	41.750	105.1	46.705	120.9	44.660	107.5	2:13.115 (3)	80.29	0.272	10:36:24.852	
7 -	41.299	102.9	46.815	121.3	44.729	107.5	2:12.843 (1)	80.45		10:38:37.695	

Weather / Track : Bright / Dry

Snetterton 300
Circuit Length = 2.9689 miles
Start: 10:21 Flag 10:37 End: 10:39

Monoposto 1800 / 1600 / Moto 1400 and Moto 1000

QUALIFYING - RACE 12 - SECTOR ANALYSIS



SECTOR 1 = FL to I1, SECTOR 2 = I1 to I2, SECTOR 3 = I2 to FL, DIFF = Difference To Personal Best Lap, P = Crossed Finish Line in Pit Lane, D = Time Disallowed

P18 75 1600 James GORDON-COLEBROOKE		Reynard FF84								
IDEAL LAP TIME : 2:17.531		BEST LAP TIME : 2:17.531			DIFFERENCE : 0.000					
LAP	SECTOR 1	SECTOR 2			SECTOR 3		LAP TIME	MPH	DIFF	TIME OF DAY
1 -	OUTLAP	84.5	55.089	108.2	52.160	98.9	2:42.766	65.66	25.235	10:25:07.785
2 -	47.366	96.9	49.795	111.6	1:00.375	101.0	2:37.536	67.84	20.005	10:27:45.321
3 -	44.540	98.9	49.137	113.3	47.957	101.9	2:21.634	75.46	4.103	10:30:06.955
4 -	43.779	100.9	48.230	113.1	47.091	102.7	2:19.100 (3)	76.83	1.569	10:32:26.055
5 -	44.057	100.6	48.511	113.5	45.817	101.5	2:18.385 (2)	77.23	0.854	10:34:44.440
6 -	43.601	100.4	48.122	113.9	45.808	101.0	2:17.531 (1)	77.71		10:37:01.971

Monoposto 1800 / 1600 / Moto 1400 and Moto 1000

QUALIFYING - RACE 12 - BEST SPEEDS

POS	INTERMEDIATE 1			INTERMEDIATE 2			FINISH LINE		
	NO	NAME	MPH	NO	NAME	MPH	NO	NAME	MPH
1	2	TIMMS	123.1	88	REED	137.5	88	REED	129.0
2	71	GORDON-COLEBROOKE	122.9	72	GITTINGS	136.9	37	KINGHORN	126.6
3	88	REED	122.9	37	KINGHORN	136.3	71	GORDON-COLEBROOKE	126.3
4	72	GITTINGS	121.3	71	GORDON-COLEBROOKE	135.5	2	TIMMS	125.4
5	37	KINGHORN	121.1	2	TIMMS	135.2	72	GITTINGS	125.2
6	8	WRIGHT	119.1	8	WRIGHT	133.9	8	WRIGHT	124.5
7	45	READE	116.3	9	LAGUE	133.6	9	LAGUE	120.9
8	9	LAGUE	115.5	64	SHEARD	132.1	81	MCLAY	119.8
9	76	WALTERS	114.7	76	WALTERS	129.0	45	READE	118.5
10	64	SHEARD	111.6	45	READE	128.5	64	SHEARD	116.7
11	98	SHEPHERD	111.4	98	SHEPHERD	127.0	98	SHEPHERD	116.5
12	117	LORD	108.7	81	MCLAY	125.9	76	WALTERS	116.3
13	81	MCLAY	108.4	12	DAVIS	123.1	12	DAVIS	110.3
14	12	DAVIS	108.0	7	FERN	121.7	7	FERN	110.0
15	7	FERN	107.7	57	GUEST	121.5	47	JONES	109.6
16	57	GUEST	106.1	47	JONES	121.3	117	LORD	109.4
17	47	JONES	105.1	117	LORD	120.2	57	GUEST	108.4
18	75	GORDON-COLEBROOKE	100.9	75	GORDON-COLEBROOKE	113.9	75	GORDON-COLEBROOKE	102.7

Weather / Track : Bright / Dry

Results can be found at www.tsl-timing.com

Snetterton 300
Circuit Length = 2.9689 miles
Start: 10:21 Flag 10:37 End: 10:39

Printed - 10:41 Sunday, 27 August 2017

Monoposto 1800 / 1600 / Moto 1400 and Moto 1000

QUALIFYING - RACE 12 - BEST SECTORS

SECTOR 1			SECTOR 2			SECTOR 3			IDEAL / BEST COMPARISON						
POS	NO	NAME	TIME	NO	NAME	TIME	NO	NAME	TIME	POS	NO	NAME	IDEAL	BEST	DIFF
													PERFECT LAP	1:50.356	
1	2	TIMMS	34.363	2	TIMMS	39.425	2	TIMMS	36.568	1	2	TIMMS	1:50.356	1:50.557	0.201
2	72	GITTINGS	35.196	71	GORDON-COLEBR	40.393	72	GITTINGS	37.323	2	72	GITTINGS	1:53.050	1:53.050	0.000
3	71	GORDON-COLEBR	35.532	72	GITTINGS	40.531	71	GORDON-COLEBR	37.449	3	71	GORDON-COLEBRO	1:53.374	1:53.482	0.108
4	88	REED	36.683	88	REED	41.211	88	REED	38.052	4	88	REED	1:55.946	1:56.177	0.231
5	45	READE	36.825	45	READE	41.953	45	READE	38.567	5	45	READE	1:57.345	1:57.478	0.133
6	76	WALTERS	37.529	76	WALTERS	42.019	37	KINGHORN	39.517	6	76	WALTERS	1:59.370	2:00.309	0.939
7	37	KINGHORN	37.930	37	KINGHORN	42.670	76	WALTERS	39.822	7	37	KINGHORN	2:00.117	2:01.037	0.920
8	8	WRIGHT	38.853	8	WRIGHT	43.371	117	LORD	40.525	8	9	LAGUE	2:03.590	2:03.590	0.000
9	9	LAGUE	38.875	9	LAGUE	43.588	9	LAGUE	41.127	9	8	WRIGHT	2:03.820	2:05.190	1.370
10	98	SHEPHERD	39.330	117	LORD	44.158	8	WRIGHT	41.596	10	117	LORD	2:04.074	2:04.141	0.067
11	117	LORD	39.391	98	SHEPHERD	44.306	98	SHEPHERD	41.663	11	98	SHEPHERD	2:05.299	2:06.074	0.775
12	64	SHEARD	39.905	12	DAVIS	44.427	12	DAVIS	42.638	12	12	DAVIS	2:07.422	2:07.520	0.098
13	7	FERN	40.146	64	SHEARD	45.179	7	FERN	42.744	13	64	SHEARD	2:07.834	2:08.566	0.732
14	12	DAVIS	40.357	7	FERN	45.556	64	SHEARD	42.750	14	7	FERN	2:08.446	2:09.347	0.901
15	57	GUEST	40.609	57	GUEST	45.723	57	GUEST	43.255	15	57	GUEST	2:09.587	2:10.059	0.472
16	47	JONES	41.299	81	MCLAY	46.352	81	MCLAY	43.995	16	81	MCLAY	2:11.774	2:12.287	0.513
17	81	MCLAY	41.427	47	JONES	46.705	47	JONES	44.305	17	47	JONES	2:12.309	2:12.843	0.534
18	75	GORDON-COLEBR	43.601	75	GORDON-COLEBR	48.122	75	GORDON-COLEBR	45.808	18	75	GORDON-COLEBRO	2:17.531	2:17.531	0.000

Weather / Track : Bright / Dry

Results can be found at www.tsl-timing.com

Snetterton 300


Circuit Length = 2.9689 miles

Start: 10:21 Flag 10:37 End: 10:39

Printed - 10:41 Sunday, 27 August 2017

Monoposto 1800 / 1600 / Moto 1400 and Moto 1000

RACE 12 - GRID (15 minutes)

ROW 9	17	2:12.843	47	David JONES	18	2:17.531	75	James GORDON-COLEBROOKE
ROW 8	15	2:10.059	57	Eddie GUEST	16	2:12.287	81	Douglas MCLAY
ROW 7	13	2:08.566	64	Marcus SHEARD	14	2:09.347	7	Geoff FERN
ROW 6	11	2:06.074	98	Dominic SHEPHERD	12	2:07.520	12	Philip DAVIS
ROW 5	9	2:04.141	117	Chris LORD	10	2:05.190	8	Martin WRIGHT
ROW 4	7	2:01.037	37	Mick KINGHORN	8	2:03.590	9	Peter LAGUE
ROW 3	5	1:57.478	45	Mark READE	6	2:00.309	76	Matthew WALTERS
ROW 2	3	1:53.482	71	Andrew GORDON-COLEBROOKE	4	1:56.177	88	Jonathan REED
ROW 1	1	1:50.557	2	Jeremy TIMMS	2	1:53.050	72	Richard GITTINGS
Pole								
								

Snetterton 300
Circuit Length = 2.9689 miles

These results are provisional until the conclusion of any judicial and technical matters.

Clerk Of Course :		Timekeeper :
-------------------	--	--------------

Monoposto 1800 / 1600 / Moto 1400 and Moto 1000

RACE 12 - CLASSIFICATION - AMENDED

POS	NO	CL	PIC NAME	ENTRY	LAPS	TIME	GAP	DIFF	MPH	BEST	ON
1	2	M1400	1 Jeremy TIMMS	Dallara F301	8	15:24.551			92.48	1:52.625	2
2	71	M1400	2 Andrew GORDON-COLEBROOKE	Dallara	8	15:48.479	23.928	23.928	90.14	1:54.830	7
3	72	M1000	1 Richard GITTINGS	Jedi MK6	8	15:48.612	24.061	0.133	90.13	1:56.920	2
4	88	M1000	2 Jonathan REED	Jedi MK6	8	16:02.226	37.675	13.614	88.86	1:56.722	6
5	37	M1000	3 Mick KINGHORN	JKS JR01	8	16:35.447	1:10.896	33.221	85.89	2:02.443	2
6	9	M1000	4 Peter LAGUE	Jedi MK VI	8	16:49.021	1:24.470	13.574	84.74	2:03.673	2
7	117	1800	1 Chris LORD	Van Diemen RF82	8	16:50.198	1:25.647	1.177	84.64	2:03.447	5
8	76	1800	2 Matthew WALTERS	Mygale	8	16:51.370	1:26.819	1.172	84.54	2:04.142	8
9	12	1800	3 Philip DAVIS	Van Diemen RF98	8	17:26.866	2:02.315	35.496	81.67	2:08.515	2
10	64	1800	4 Marcus SHEARD	Mygale	7	15:37.331	1 Lap	1 Lap	79.81	2:11.962	2
11	57	1600	1 Eddie GUEST	Lola T640	7	15:55.431	1 Lap	18.100	78.30	2:14.675	2
12	81	1800	5 Douglas MCLAY	Mygale SJ10	7	16:09.488	1 Lap	14.057	77.17	2:15.665	7
13	47	1800	6 David JONES	Van Diemen RF82	7	16:12.721	1 Lap	3.233	76.91	2:15.493	7
14	75	1600	2 James GORDON-COLEBROOKE	Reynard FF84	7	16:19.361	1 Lap	6.640	76.39	2:16.378	7

NOT CLASSIFIED

DNF	7	1600	Geoff FERN	Van Diemen RF89	3	6:46.998	5 Laps	4 Laps	78.78	2:10.861	2
EX	45*	M1000	Mark READE	Leystone 1000	0						
EX	98*	M1000	Dominic SHEPHERD	JKS	0						

FASTEST LAP

2	M1400	Jeremy TIMMS	Dallara F301	2	1:52.625	94.89 mph	152.72 kph
88	M1000	Jonathan REED	Jedi MK6	6	1:56.722	91.56 mph	147.36 kph
117	1800	Chris LORD	Van Diemen RF82	5	2:03.447	86.58 mph	139.33 kph
7	1600	Geoff FERN	Van Diemen RF89	2	2:10.861	81.67 mph	131.44 kph

Cars 45 & 98 - Excluded from race result technical infringement Championship regulations 5.9.8

Weather / Track : Bright / Dry

These results are provisional until the conclusion of any judicial and technical matters.

Snetterton 300

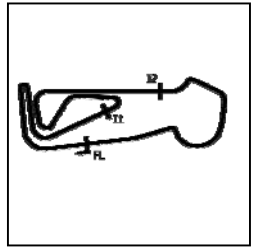
Circuit Length = 2.9689 miles

Start: 14:22 Flag 14:37 End: 14:40

Clerk Of Course :	Timekeeper :
-------------------	--------------

Monoposto 1800 / 1600 / Moto 1400 and Moto 1000

RACE 12 - SECTOR ANALYSIS



SECTOR 1 = FL to I1, SECTOR 2 = I1 to I2, SECTOR 3 = I2 to FL, DIFF = Difference To Personal Best Lap, P = Crossed Finish Line in Pit Lane, D = Time Disallowed

P1		2 M1400		Jeremy TIMMS			Dallara F301				
IDEAL LAP TIME : 1:52.273		BEST LAP TIME : 1:52.625			DIFFERENCE : 0.352						
LAP	SECTOR 1	SECTOR 2		SECTOR 3		LAP TIME	MPH	DIFF	TIME OF DAY		
1 -		122.2	40.686	134.7	37.250	123.3	1:59.780	89.23	7.155	14:24:31.197	
2 -	34.777	122.9	40.339	135.8	37.509	123.5	1:52.625 (1)	94.89		14:26:23.822	
3 -	35.233	121.5	40.516	134.4	37.715	123.1	1:53.464	94.19	0.839	14:28:17.286	
4 -	34.937	123.3	40.550	133.4	37.965	124.0	1:53.452	94.20	0.827	14:30:10.738	
5 -	35.114	123.5	40.246	136.3	37.384	123.1	1:52.744 (2)	94.79	0.119	14:32:03.482	
6 -	35.138	122.4	40.696	136.1	37.446	125.4	1:53.280 (3)	94.35	0.655	14:33:56.762	
7 -	35.585	123.3	40.259	137.5	46.158	122.2	2:02.002	87.60	9.377	14:35:58.764	
8 -	35.935	121.1	42.330	135.0	38.939	122.0	1:57.204	91.19	4.579	14:37:55.968	

P2		71 M1400		Andrew GORDON-COLEBROOKE			Dallara				
IDEAL LAP TIME : 1:54.650		BEST LAP TIME : 1:54.830			DIFFERENCE : 0.180						
LAP	SECTOR 1	SECTOR 2		SECTOR 3		LAP TIME	MPH	DIFF	TIME OF DAY		
1 -		118.5	43.196	136.1	39.150	124.0	2:12.727	80.52	17.897	14:24:44.144	
2 -	37.051	121.5	41.840	135.0	38.562	124.0	1:57.453	90.99	2.623	14:26:41.597	
3 -	36.317	122.0	42.657	134.7	38.859	124.5	1:57.833	90.70	3.003	14:28:39.430	
4 -	37.015	122.2	41.722	136.6	39.519	124.0	1:58.256	90.38	3.426	14:30:37.686	
5 -	36.110	122.0	41.145	136.1	38.585	124.5	1:55.840 (3)	92.26	1.010	14:32:33.526	
6 -	36.858	122.6	41.247	134.2	38.006	124.9	1:56.111	92.05	1.281	14:34:29.637	
7 -	35.890	122.9	40.964	136.1	37.976	125.2	1:54.830 (1)	93.07		14:36:24.467	
8 -	35.867	122.9	40.807	136.1	38.755	124.7	1:55.429 (2)	92.59	0.599	14:38:19.896	

P3		72 M1000		Richard GITTINGS			Jedi MK6				
IDEAL LAP TIME : 1:53.199		BEST LAP TIME : 1:56.920			DIFFERENCE : 3.721						
LAP	SECTOR 1	SECTOR 2		SECTOR 3		LAP TIME	MPH	DIFF	TIME OF DAY		
1 -		119.1	41.045	137.5	37.666	124.0	2:00.533	88.67	3.613	14:24:31.950	
2 -	35.092	121.1	40.441	136.9	41.387	118.3	1:56.920 (1)	91.41		14:26:28.870	
3 -	38.570	117.7	42.592	134.4	39.970	123.3	2:01.132	88.23	4.212	14:28:30.002	
4 -	36.683	120.2	41.993	135.0	39.320	123.8	1:57.996	90.58	1.076	14:30:27.998	
5 -	36.480	118.1	41.716	135.8	39.373	120.4	1:57.569 (2)	90.90	0.649	14:32:25.567	
6 -	36.820	118.5	42.327	134.4	39.495	123.3	1:58.642	90.08	1.722	14:34:24.209	
7 -	36.117	117.9	42.088	135.2	40.045	122.4	1:58.250	90.38	1.330	14:36:22.459	
8 -	36.437	118.7	41.889	135.0	39.244	124.0	1:57.570 (3)	90.90	0.650	14:38:20.029	

P4		88 M1000		Jonathan REED			Jedi MK6				
IDEAL LAP TIME : 1:56.229		BEST LAP TIME : 1:56.722			DIFFERENCE : 0.493						
LAP	SECTOR 1	SECTOR 2		SECTOR 3		LAP TIME	MPH	DIFF	TIME OF DAY		
1 -		121.5	41.925	135.5	39.257	125.4	2:04.075	86.14	7.353	14:24:35.492	
2 -	36.667	121.5	41.544	137.2	39.184	125.2	1:57.395 (3)	91.04	0.673	14:26:32.887	
3 -	38.256	119.8	44.741	136.1	40.666	126.1	2:03.663	86.42	6.941	14:28:36.550	
4 -	38.693	120.6	42.511	136.1	40.374	128.3	2:01.578	87.91	4.856	14:30:38.128	
5 -	36.909	122.9	41.661	135.2	38.595	126.3	1:57.165 (2)	91.22	0.443	14:32:35.293	
6 -	37.160	122.9	41.428	135.2	38.134	127.0	1:56.722 (1)	91.56		14:34:32.015	
7 -	37.186	122.0	41.758	137.2	39.088	126.1	1:58.032	90.55	1.310	14:36:30.047	
8 -	39.267	120.0	44.048	134.7	40.281	126.1	2:03.596	86.47	6.874	14:38:33.643	

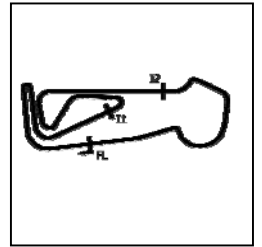
P5		45 M1000		Mark READE			Leastone 1000				
IDEAL LAP TIME : 1:57.500		BEST LAP TIME : 1:57.696			DIFFERENCE : 0.196						
LAP	SECTOR 1	SECTOR 2		SECTOR 3		LAP TIME	MPH	DIFF	TIME OF DAY		
1 -		116.7	42.339	129.3	38.693	119.8	2:04.565	85.80	6.869	14:24:35.982	
2 -	36.830	115.7	42.042	129.3	38.824	118.5	1:57.696 (1)	90.81		14:26:33.678	
3 -	37.684	113.7	43.150	127.0	39.091	117.7	1:59.925	89.12	2.229	14:28:33.603	
4 -	38.622	113.5	43.105	127.8	39.087	117.7	2:00.814	88.46	3.118	14:30:34.417	
5 -	37.541	113.5	42.585	127.5	38.762	116.5	1:58.888	89.90	1.192	14:32:33.305	
6 -	37.921	115.5	42.139	127.3	38.628	116.7	1:58.688 (2)	90.05	0.992	14:34:31.993	
7 -	37.589	115.3	42.405	129.0	38.828	118.5	1:58.822 (3)	89.95	1.126	14:36:30.815	
8 -	38.711	113.1	44.493	127.3	40.199	117.7	2:03.403	86.61	5.707	14:38:34.218	

Weather / Track : Bright / Dry

Snetterton 300
Circuit Length = 2.9689 miles
Start: 14:22 Flag 14:37 End: 14:40

Monoposto 1800 / 1600 / Moto 1400 and Moto 1000

RACE 12 - SECTOR ANALYSIS



SECTOR 1 = FL to I1, SECTOR 2 = I1 to I2, SECTOR 3 = I2 to FL, DIFF = Difference To Personal Best Lap, P = Crossed Finish Line in Pit Lane, D = Time Disallowed

P6		37 M1000		Mick KINGHORN		JKS JR01				
IDEAL LAP TIME : 2:02.403		BEST LAP TIME : 2:02.443		DIFFERENCE : 0.040						
LAP	SECTOR 1		SECTOR 2		SECTOR 3		LAP TIME	MPH	DIFF	TIME OF DAY
1 -		115.3	44.172	133.6	40.242	125.2	2:11.550	81.24	9.107	14:24:42.967
2 -	38.862	116.9	43.421	136.9	40.160	125.4	2:02.443 (1)	87.29		14:26:45.410
3 -	38.822	119.1	43.920	132.6	40.665	124.2	2:03.407 (3)	86.60	0.964	14:28:48.817
4 -	39.186	119.4	44.164	134.2	40.667	124.0	2:04.017	86.18	1.574	14:30:52.834
5 -	39.173	120.0	43.476	134.7	40.768	122.4	2:03.417	86.60	0.974	14:32:56.251
6 -	38.830	118.3	43.536	133.9	40.787	122.4	2:03.153 (2)	86.78	0.710	14:34:59.404
7 -	39.161	118.1	43.434	134.2	40.954	123.5	2:03.549	86.50	1.106	14:37:02.953
8 -	39.104	116.9	44.219	133.1	40.588	123.5	2:03.911	86.25	1.468	14:39:06.864

P7		9 M1000		Peter LAGUE		Jedi MK VI				
IDEAL LAP TIME : 2:02.447		BEST LAP TIME : 2:03.673		DIFFERENCE : 1.226						
LAP	SECTOR 1		SECTOR 2		SECTOR 3		LAP TIME	MPH	DIFF	TIME OF DAY
1 -		120.0	43.366	134.2	41.058	123.5	2:09.800	82.34	6.127	14:24:41.217
2 -	38.023	117.3	43.906	133.4	41.744	123.3	2:03.673 (1)	86.42		14:26:44.890
3 -	39.246	118.3	44.784	135.8	42.013	123.8	2:06.043	84.79	2.370	14:28:50.933
4 -	40.019	118.5	44.612	134.2	42.499	124.0	2:07.130	84.07	3.457	14:30:58.063
5 -	39.505	114.1	44.235	133.6	41.428	123.5	2:05.168 (3)	85.38	1.495	14:33:03.231
6 -	39.000	117.1	45.050	130.5	41.731	122.9	2:05.781	84.97	2.108	14:35:09.012
7 -	39.085	116.7	45.036	133.9	42.214	123.1	2:06.335	84.60	2.662	14:37:15.347
8 -	39.400	114.9	44.489	131.5	41.202	124.7	2:05.091 (2)	85.44	1.418	14:39:20.438

P8		117 1800		Chris LORD		Van Diemen RF82				
IDEAL LAP TIME : 2:03.371		BEST LAP TIME : 2:03.447		DIFFERENCE : 0.076						
LAP	SECTOR 1		SECTOR 2		SECTOR 3		LAP TIME	MPH	DIFF	TIME OF DAY
1 -		106.5	44.763	119.4	41.681	111.4	2:13.215	80.23	9.768	14:24:44.632
2 -	39.302	108.4	43.895	121.5	41.079	109.8	2:04.276 (3)	86.00	0.829	14:26:48.908
3 -	41.439	107.3	45.437	119.8	41.192	110.5	2:08.068	83.45	4.621	14:28:56.976
4 -	39.429	109.2	44.169	120.0	40.943	110.5	2:04.541	85.81	1.094	14:31:01.517
5 -	38.994	109.4	43.971	120.9	40.482	111.8	2:03.447 (1)	86.58		14:33:04.964
6 -	39.209	109.8	44.312	120.6	41.737	109.4	2:05.258	85.32	1.811	14:35:10.222
7 -	39.810	107.2	45.062	119.4	42.429	110.1	2:07.301	83.95	3.854	14:37:17.523
8 -	39.072	108.9	44.209	120.4	40.811	111.6	2:04.092 (2)	86.13	0.645	14:39:21.615

P9		76 1800		Matthew WALTERS		Mygale				
IDEAL LAP TIME : 2:03.120		BEST LAP TIME : 2:04.142		DIFFERENCE : 1.022						
LAP	SECTOR 1		SECTOR 2		SECTOR 3		LAP TIME	MPH	DIFF	TIME OF DAY
1 -		109.6	43.434	126.1	40.807	113.3	2:11.012	81.58	6.870	14:24:42.429
2 -	38.941	110.9	43.711	125.9	41.840	113.5	2:04.492 (2)	85.85	0.350	14:26:46.921
3 -	39.349	111.6	44.146	127.0	41.258	115.1	2:04.753 (3)	85.67	0.611	14:28:51.674
4 -	39.611	113.3	45.302	126.3	42.267	115.5	2:07.180	84.03	3.038	14:30:58.854
5 -	39.458	112.9	44.943	125.6	40.932	114.7	2:05.333	85.27	1.191	14:33:04.187
6 -	38.890	114.1	44.614	125.4	42.467	114.5	2:05.971	84.84	1.829	14:35:10.158
7 -	39.974	110.7	44.832	126.6	43.681	110.5	2:08.487	83.18	4.345	14:37:18.645
8 -	39.777	112.4	43.423	126.1	40.942	114.7	2:04.142 (1)	86.09		14:39:22.787

P10		98 M1000		Dominic SHEPHERD		JKS				
IDEAL LAP TIME : 2:05.322		BEST LAP TIME : 2:05.600		DIFFERENCE : 0.278						
LAP	SECTOR 1		SECTOR 2		SECTOR 3		LAP TIME	MPH	DIFF	TIME OF DAY
1 -		104.3	44.460	125.9	41.872	118.5	2:14.398	79.52	8.798	14:24:45.815
2 -	39.265	110.3	44.185	127.8	42.150	116.7	2:05.600 (1)	85.09		14:26:51.415
3 -	42.118	106.3	47.129	116.3	44.440	115.9	2:13.687	79.94	8.087	14:29:05.102
4 -	41.104	106.8	45.557	124.7	43.612	111.4	2:10.273	82.04	4.673	14:31:15.375
5 -	41.332	105.8	45.870	120.6	43.585	112.0	2:10.787	81.72	5.187	14:33:26.162
6 -	40.291	108.9	44.874	126.1	42.296	114.5	2:07.461 (3)	83.85	1.861	14:35:33.623
7 -	40.129	109.4	44.729	123.1	41.986	116.3	2:06.844 (2)	84.26	1.244	14:37:40.467

Weather / Track : Bright / Dry

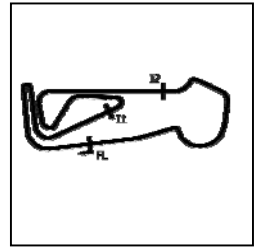
Snetterton 300

Circuit Length = 2.9689 miles

Start: 14:22 Flag 14:37 End: 14:40

Monoposto 1800 / 1600 / Moto 1400 and Moto 1000

RACE 12 - SECTOR ANALYSIS



SECTOR 1 = FL to I1, SECTOR 2 = I1 to I2, SECTOR 3 = I2 to FL, DIFF = Difference To Personal Best Lap, P = Crossed Finish Line in Pit Lane, D = Time Disallowed
 8 - 40.321 107.0 45.578 123.1 42.692 115.7 2:08.591 83.11 2.991 14:39:49.058

P11	12	1800	Philip DAVIS				Van Diemen RF98			
IDEAL LAP TIME : 2:07.863		BEST LAP TIME : 2:08.515		DIFFERENCE : 0.652						

LAP	SECTOR 1	SECTOR 2	SECTOR 3	LAP TIME	MPH	DIFF	TIME OF DAY
1 -		108.2	46.105 123.3	43.711 108.0	2:19.050	76.86	10.535 14:24:50.467
2 -	39.985	107.7	45.079 122.9	43.451 108.5	2:08.515 (1)	83.16	14:26:58.982
3 -	40.569	107.3	45.545 123.3	43.647 110.3	2:09.761	82.36	1.246 14:29:08.743
4 -	41.022	108.0	45.355 123.3	43.847 108.0	2:10.224	82.07	1.709 14:31:18.967
5 -	41.264	107.2	45.037 123.1	42.841 109.2	2:09.142 (3)	82.76	0.627 14:33:28.109
6 -	40.680	107.3	45.284 123.5	42.951 108.0	2:08.915 (2)	82.90	0.400 14:35:37.024
7 -	40.703	105.5	45.474 123.5	43.453 108.9	2:09.630	82.45	1.115 14:37:46.654
8 -	41.121	104.2	46.031 121.7	44.477 108.2	2:11.629	81.19	3.114 14:39:58.283

P12	64	1800	Marcus SHEARD				Mygale			
IDEAL LAP TIME : 2:11.127		BEST LAP TIME : 2:11.962		DIFFERENCE : 0.835						

LAP	SECTOR 1	SECTOR 2	SECTOR 3	LAP TIME	MPH	DIFF	TIME OF DAY
1 -		107.8	46.068 120.2	44.021 116.9	2:19.618	76.55	7.656 14:24:51.035
2 -	41.038	109.1	46.390 131.0	44.534 116.9	2:11.962 (1)	80.99	14:27:02.997
3 -	41.671	107.8	46.807 130.3	44.597 116.7	2:13.075	80.31	1.113 14:29:16.072
4 -	41.826	109.8	46.492 131.0	44.862 115.1	2:13.180	80.25	1.218 14:31:29.252
5 -	41.889	107.8	46.706 130.3	44.787 114.3	2:13.382	80.13	1.420 14:33:42.634
6 -	41.195	108.2	46.469 130.0	45.389 113.9	2:13.053 (2)	80.32	1.091 14:35:55.687
7 -	41.856	111.2	46.655 124.5	44.550 114.9	2:13.061 (3)	80.32	1.099 14:38:08.748

P13	57	1600	Eddie GUEST				Lola T640			
IDEAL LAP TIME : 2:13.065		BEST LAP TIME : 2:14.675		DIFFERENCE : 1.610						

LAP	SECTOR 1	SECTOR 2	SECTOR 3	LAP TIME	MPH	DIFF	TIME OF DAY
1 -		107.2	46.536 122.2	44.241 108.4	2:21.283	75.64	6.608 14:24:52.700
2 -	42.288	105.1	47.074 121.1	45.313 107.2	2:14.675 (1)	79.36	14:27:07.375
3 -	42.547	103.5	47.567 119.6	45.757 107.5	2:15.871	78.66	1.196 14:29:23.246
4 -	43.436	103.4	48.103 119.8	45.532 105.1	2:17.071	77.97	2.396 14:31:40.317
5 -	42.767	103.7	47.404 119.8	45.114 105.1	2:15.285 (2)	79.00	0.610 14:33:55.602
6 -	42.311	104.5	47.960 119.4	45.071 104.6	2:15.342 (3)	78.97	0.667 14:36:10.944
7 -	42.693	103.4	47.916 118.9	45.295 105.1	2:15.904	78.64	1.229 14:38:26.848

P14	81	1800	Douglas MCLAY				Mygale SJ10			
IDEAL LAP TIME : 2:14.973		BEST LAP TIME : 2:15.665		DIFFERENCE : 0.692						

LAP	SECTOR 1	SECTOR 2	SECTOR 3	LAP TIME	MPH	DIFF	TIME OF DAY
1 -		102.2	47.382 113.1	46.108 119.1	2:26.235	73.08	10.570 14:24:57.652
2 -	43.031	104.3	48.793 117.7	46.165 118.7	2:17.989	77.45	2.324 14:27:15.641
3 -	43.419	105.1	48.502 118.9	46.122 118.3	2:18.043	77.42	2.378 14:29:33.684
4 -	43.889	104.3	48.462 118.7	45.906 116.9	2:18.257	77.30	2.592 14:31:51.941
5 -	43.113	105.8	48.061 113.3	45.569 118.3	2:16.743 (3)	78.16	1.078 14:34:08.684
6 -	42.890	111.1	47.815 124.0	45.851 113.9	2:16.556 (2)	78.26	0.891 14:36:25.240
7 -	42.380	107.3	48.074 120.4	45.211 116.3	2:15.665 (1)	78.78	14:38:40.905

P15	47	1800	David JONES				Van Diemen RF82			
IDEAL LAP TIME : 2:15.012		BEST LAP TIME : 2:15.493		DIFFERENCE : 0.481						

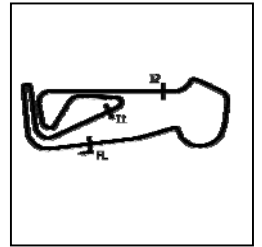
LAP	SECTOR 1	SECTOR 2	SECTOR 3	LAP TIME	MPH	DIFF	TIME OF DAY
1 -		100.0	47.870 115.1	47.141 107.8	2:28.911	71.77	13.418 14:25:00.328
2 -	43.710	94.3	48.957 111.2	48.000 107.5	2:20.667	75.98	5.174 14:27:20.995
3 -	42.983	100.1	47.791 111.1	46.870 108.9	2:17.644	77.65	2.151 14:29:38.639
4 -	43.025	102.2	48.222 119.6	46.140 107.7	2:17.387	77.79	1.894 14:31:56.026
5 -	42.673	100.9	47.708 113.9	46.040 108.7	2:16.421 (3)	78.34	0.928 14:34:12.447
6 -	42.670	101.6	47.498 118.1	46.030 107.8	2:16.198 (2)	78.47	0.705 14:36:28.645
7 -	43.151	101.8	46.854 120.0	45.488 109.2	2:15.493 (1)	78.88	14:38:44.138

Weather / Track : Bright / Dry

Snetterton 300
 Circuit Length = 2.9689 miles
 Start: 14:22 Flag 14:37 End: 14:40

Monoposto 1800 / 1600 / Moto 1400 and Moto 1000

RACE 12 - SECTOR ANALYSIS



SECTOR 1 = FL to I1, SECTOR 2 = I1 to I2, SECTOR 3 = I2 to FL, DIFF = Difference To Personal Best Lap, P = Crossed Finish Line in Pit Lane, D = Time Disallowed

P16		75 1600		James GORDON-COLEBROOKE			Reynard FF84			
IDEAL LAP TIME : 2:15.683		BEST LAP TIME : 2:16.378			DIFFERENCE : 0.695					
LAP	SECTOR 1	SECTOR 2		SECTOR 3		LAP TIME	MPH	DIFF	TIME OF DAY	
1 -		100.3	48.919	112.9	47.126	102.1	2:30.903	70.82	14.525	14:25:02.320
2 -	43.622	98.2	48.877	113.7	47.209	102.4	2:19.708	76.50	3.330	14:27:22.028
3 -	43.356	100.4	48.920	112.4	46.588	102.9	2:18.864	76.96	2.486	14:29:40.892
4 -	43.367	101.2	48.605	113.3	46.599	101.2	2:18.571	77.13	2.193	14:31:59.463
5 -	43.224	100.3	48.177	112.5	46.210	101.2	2:17.611 (3)	77.66	1.233	14:34:17.074
6 -	43.021	98.2	47.599	114.3	46.706	102.4	2:17.326 (2)	77.82	0.948	14:36:34.400
7 -	42.408	100.9	48.294	112.4	45.676	101.0	2:16.378 (1)	78.37		14:38:50.778

P17		7 1600		Geoff FERN			Van Diemen RF89			
IDEAL LAP TIME : 2:10.307		BEST LAP TIME : 2:10.861			DIFFERENCE : 0.554					
LAP	SECTOR 1	SECTOR 2		SECTOR 3		LAP TIME	MPH	DIFF	TIME OF DAY	
1 -		108.2	46.756	122.4	43.900	111.8	2:21.397 (3)	75.58	10.536	14:24:52.814
2 -	40.923	105.6	45.484	123.1	44.454	111.8	2:10.861 (1)	81.67		14:27:03.675
3 -	41.555	104.5	47.499	115.9	45.686	90.6	2:14.740 (2)	79.32	3.879	14:29:18.415

Weather / Track : Bright / Dry

Monoposto 1800 / 1600 / Moto 1400 and Moto 1000

RACE 12 - LAP CHART

LAP 1 @ 14:24:31.197			LAP 2 @ 14:26:23.822			LAP 3 @ 14:28:17.286			LAP 4 @ 14:30:10.738			LAP 5 @ 14:32:03.482		
NO	BEHIND	LAP TIME	NO	BEHIND	LAP TIME	NO	BEHIND	LAP TIME	NO	BEHIND	LAP TIME	NO	BEHIND	LAP TIME
2		1:59.780	2		1:52.625	2		1:53.464	2		1:53.452	2		1:52.744
72	0.753	2:00.533	72	5.048	1:56.920	72	12.716	2:01.132	72	17.260	1:57.996	72	22.085	1:57.569
88	4.295	2:04.075	88	9.065	1:57.395	45	16.317	1:59.925	45	23.679	2:00.814	45	29.823	1:58.888
45	4.785	2:04.565	45	9.856	1:57.696	88	19.264	2:03.663	71	26.948	1:58.256	71	30.044	1:55.840
9	10.020	2:09.800	71	17.775	1:57.453	71	22.144	1:57.833	88	27.390	2:01.578	88	31.811	1:57.165
76	11.232	2:11.012	9	21.068	2:03.673	37	31.531	2:03.407	37	42.096	2:04.017	37	52.769	2:03.417
37	11.770	2:11.550	37	21.588	2:02.443	9	33.647	2:06.043	9	47.325	2:07.130	9	59.749	2:05.168
71	12.947	2:12.727	76	23.099	2:04.492	76	34.388	2:04.753	76	48.116	2:07.180	76	1:00.705	2:05.333
117	13.435	2:13.215	117	25.086	2:04.276	117	39.690	2:08.068	117	50.779	2:04.541	117	1:01.482	2:03.447
98	14.618	2:14.398	98	27.593	2:05.600	98	47.816	2:13.687	98	1:04.637	2:10.273	98	1:22.680	2:10.787
12	19.270	2:19.050	12	35.160	2:08.515	12	51.457	2:09.761	12	1:08.229	2:10.224	12	1:24.627	2:09.142
64	19.838	2:19.618	64	39.175	2:11.962	64	58.786	2:13.075	64	1:18.514	2:13.180	64	1:39.152	2:13.382
57	21.503	2:21.283	7	39.853	2:10.861	7	1:01.129	2:14.740	57	1:29.579	2:17.071	57	1:52.120	2:15.285
7	21.617	2:21.397	57	43.553	2:14.675	57	1:05.960	2:15.871	81	1:41.203	2:18.257			
81	26.455	2:26.235	81	51.819	2:17.989	81	1:16.398	2:18.043	47	1:45.288	2:17.387			
47	29.131	2:28.911	47	57.173	2:20.667	47	1:21.353	2:17.644	75	1:48.725	2:18.571			
75	31.123	2:30.903	75	58.206	2:19.708	75	1:23.606	2:18.864						

Weather / Track : Bright / Dry

Results can be found at www.tsl-timing.com

Page 1 of 2

Snetterton 300
 Circuit Length = 2.9689 miles
 Start: 14:22 Flag 14:37 End: 14:40

Printed - 14:42 Sunday, 27 August 2017

Monoposto 1800 / 1600 / Moto 1400 and Moto 1000

RACE 12 - LAP CHART

LAP 6 @ 14:33:56.762			LAP 7 @ 14:35:58.764			LAP 8 @ 14:37:55.968		
NO	BEHIND	LAP TIME	NO	BEHIND	LAP TIME	NO	BEHIND	LAP TIME
2		1:53.280	2		2:02.002	2		1:57.204
81	1 Lap	2:16.743	57	1 Lap	2:15.342	64	1 Lap	2:13.061
47	1 Lap	2:16.421	72	23.695	1:58.250	71	23.928	1:55.429
75	1 Lap	2:17.611	71	25.703	1:54.830	72	24.061	1:57.570
72	27.447	1:58.642	81	1 Lap	2:16.556	57	1 Lap	2:15.904
71	32.875	1:56.111	47	1 Lap	2:16.198	88	37.675	2:03.596
45	35.231	1:58.688	88	31.283	1:58.032	45	38.250	2:03.403
88	35.253	1:56.722	45	32.051	1:58.822	81	1 Lap	2:15.665
37	1:02.642	2:03.153	75	1 Lap	2:17.326	47	1 Lap	2:15.493
9	1:12.250	2:05.781	37	1:04.189	2:03.549	75	1 Lap	2:16.378
76	1:13.396	2:05.971	9	1:16.583	2:06.335	37	1:10.896	2:03.911
117	1:13.460	2:05.258	117	1:18.759	2:07.301	9	1:24.470	2:05.091
98	1:36.861	2:07.461	76	1:19.881	2:08.487	117	1:25.647	2:04.092
12	1:40.262	2:08.915	98	1:41.703	2:06.844	76	1:26.819	2:04.142
64	1:58.925	2:13.053	12	1:47.890	2:09.630	98	1:53.090	2:08.591
						12	2:02.315	2:11.629

Weather / Track : Bright / Dry

Results can be found at www.tsl-timing.com

Page 2 of 2

Snetterton 300
Circuit Length = 2.9689 miles
Start: 14:22 Flag 14:37 End: 14:40

Printed - 14:42 Sunday, 27 August 2017

Monoposto 1800 / 1600 / Moto 1400 and Moto 1000

RACE 12 - POSITION CHART

No	Name	Lap								
		Pos	1	2	3	4	5	6	7	8
2	TIMMS	1	2	2	2	2	2	2	2	2
72	GITTINGS	2	72	72	72	72	72	72	72	71
71	GORDON-COLEBROO	3	88	88	45	45	45	71	71	72
88	REED	4	45	45	88	71	71	45	88	88
45	READE	5	9	71	71	88	88	88	45	45
76	WALTERS	6	76	9	37	37	37	37	37	37
37	KINGHORN	7	37	37	9	9	9	9	9	9
9	LAGUE	8	71	76	76	76	76	76	117	117
117	LORD	9	117	117	117	117	117	117	76	76
98	SHEPHERD	10	98	98	98	98	98	98	98	98
12	DAVIS	11	12	12	12	12	12	12	12	12
64	SHEARD	12	64	64	64	64	64	64	64	64
7	FERN	13	57	7	7	57	57	57	57	57
57	GUEST	14	7	57	57	81	81	81	81	81
81	MCLAY	15	81	81	81	47	47	47	47	47
47	JONES	16	47	47	47	75	75	75	75	75
75	GORDON-COLEBROO	17	75	75	75					

Weather / Track : Bright / Dry

Results can be found at www.tsl-timing.com

Snetterton 300
 Circuit Length = 2.9689 miles
 Start: 14:22 Flag 14:37 End: 14:40

Printed - 14:43 Sunday, 27 August 2017

Monoposto 1800 / 1600 / Moto 1400 and Moto 1000

RACE 12 - BEST SPEEDS

POS	INTERMEDIATE 1			INTERMEDIATE 2			FINISH LINE		
	NO	NAME	MPH	NO	NAME	MPH	NO	NAME	MPH
1	2	TIMMS	123.5	2	TIMMS	137.5	88	REED	128.3
2	71	GORDON-COLEBROOKE	122.9	72	GITTINGS	137.5	2	TIMMS	125.4
3	88	REED	122.9	88	REED	137.2	37	KINGHORN	125.4
4	72	GITTINGS	121.1	37	KINGHORN	136.9	71	GORDON-COLEBROOKE	125.2
5	37	KINGHORN	120.0	71	GORDON-COLEBROOKE	136.6	9	LAGUE	124.7
6	9	LAGUE	120.0	9	LAGUE	135.8	72	GITTINGS	124.0
7	45	READE	116.7	64	SHEARD	131.0	45	READE	119.8
8	76	WALTERS	114.1	45	READE	129.3	81	MCLAY	119.1
9	64	SHEARD	111.2	98	SHEPHERD	127.8	98	SHEPHERD	118.5
10	81	MCLAY	111.1	76	WALTERS	127.0	64	SHEARD	116.9
11	98	SHEPHERD	110.3	81	MCLAY	124.0	76	WALTERS	115.5
12	117	LORD	109.8	12	DAVIS	123.5	117	LORD	111.8
13	12	DAVIS	108.2	7	FERN	123.1	7	FERN	111.8
14	7	FERN	108.2	57	GUEST	122.2	12	DAVIS	110.3
15	57	GUEST	107.2	117	LORD	121.5	47	JONES	109.2
16	47	JONES	102.2	47	JONES	120.0	57	GUEST	108.4
17	75	GORDON-COLEBROOKE	101.2	75	GORDON-COLEBROOKE	114.3	75	GORDON-COLEBROOKE	102.9

Weather / Track : Bright / Dry

Results can be found at www.tsl-timing.com

Snetterton 300
Circuit Length = 2.9689 miles
Start: 14:22 Flag 14:37 End: 14:40
Printed - 14:42 Sunday, 27 August 2017

Monoposto 1800 / 1600 / Moto 1400 and Moto 1000

RACE 12 - BEST SECTORS

SECTOR 1			SECTOR 2			SECTOR 3			IDEAL / BEST COMPARISON						
POS	NO	NAME	TIME	NO	NAME	TIME	NO	NAME	TIME	POS	NO	NAME	IDEAL	BEST	DIFF
													PERFECT LAP	1:52.273	
1	2	TIMMS	34.777	2	TIMMS	40.246	2	TIMMS	37.250	1	2	TIMMS	1:52.273	1:52.625	0.352
2	72	GITTINGS	35.092	72	GITTINGS	40.441	72	GITTINGS	37.666	2	72	GITTINGS	1:53.199	1:56.920	3.721
3	71	GORDON-COLEBR	35.867	71	GORDON-COLEBR	40.807	71	GORDON-COLEBR	37.976	3	71	GORDON-COLEBRO	1:54.650	1:54.830	0.180
4	88	REED	36.667	88	REED	41.428	88	REED	38.134	4	88	REED	1:56.229	1:56.722	0.493
5	45	READE	36.830	45	READE	42.042	45	READE	38.628	5	45	READE	1:57.500	1:57.696	0.196
6	9	LAGUE	38.023	9	LAGUE	43.366	37	KINGHORN	40.160	6	37	KINGHORN	2:02.403	2:02.443	0.040
7	37	KINGHORN	38.822	37	KINGHORN	43.421	117	LORD	40.482	7	9	LAGUE	2:02.447	2:03.673	1.226
8	76	WALTERS	38.890	76	WALTERS	43.423	76	WALTERS	40.807	8	76	WALTERS	2:03.120	2:04.142	1.022
9	117	LORD	38.994	117	LORD	43.895	9	LAGUE	41.058	9	117	LORD	2:03.371	2:03.447	0.076
10	98	SHEPHERD	39.265	98	SHEPHERD	44.185	98	SHEPHERD	41.872	10	98	SHEPHERD	2:05.322	2:05.600	0.278
11	12	DAVIS	39.985	12	DAVIS	45.037	12	DAVIS	42.841	11	12	DAVIS	2:07.863	2:08.515	0.652
12	7	FERN	40.923	7	FERN	45.484	7	FERN	43.900	12	7	FERN	2:10.307	2:10.861	0.554
13	64	SHEARD	41.038	64	SHEARD	46.068	64	SHEARD	44.021	13	64	SHEARD	2:11.127	2:11.962	0.835
14	57	GUEST	42.288	57	GUEST	46.536	57	GUEST	44.241	14	57	GUEST	2:13.065	2:14.675	1.610
15	81	MCLAY	42.380	47	JONES	46.854	81	MCLAY	45.211	15	81	MCLAY	2:14.973	2:15.665	0.692
16	75	GORDON-COLEBR	42.408	81	MCLAY	47.382	47	JONES	45.488	16	47	JONES	2:15.012	2:15.493	0.481
17	47	JONES	42.670	75	GORDON-COLEBR	47.599	75	GORDON-COLEBR	45.676	17	75	GORDON-COLEBRO	2:15.683	2:16.378	0.695

Weather / Track : Bright / Dry

Results can be found at www.tsl-timing.com

Snetterton 300

Circuit Length = 2.9689 miles

Start: 14:22 Flag 14:37 End: 14:40

Printed - 14:41 Sunday, 27 August 2017