



# MONOPOSTO CHAMPIONSHIP MOTO 1000 / CLASSIC / 1400

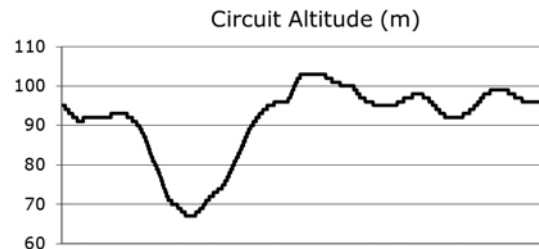
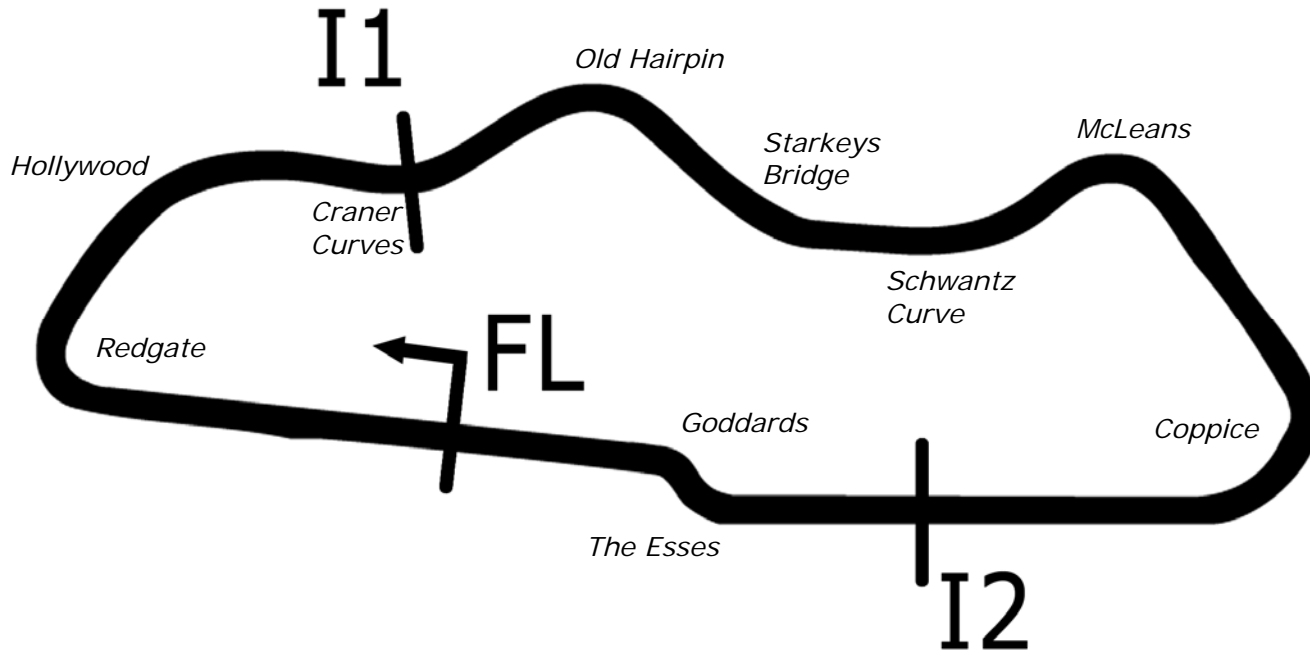
Donington Park National Circuit

13<sup>th</sup> / 14<sup>th</sup> April 2019



Results Provided by Timing Solutions Ltd  
[www.tsl-timing.com](http://www.tsl-timing.com)

# Donington Park National



Length	1.9790 miles	3185.0 m	
FL		52.82971 N	1.37867 W
I1	941m	52.83226 N	1.37893 W
I2	2641m	52.82866 N	1.37129 W
Pit Entry	3100m	52.82951 N	1.37832 W
Pit Exit	229m after FL	52.82996 N	1.38205 W
Pit Entry–Pit Exit 256m, 15.3s @60kph			

All results available at [www.tsl-timing.com](http://www.tsl-timing.com)

# Monoposto Championship Moto 1000, Classic And 1400

## QUALIFYING - RACE 2 - CLASSIFICATION

POS	NO	CL	PIC NAME	ENTRY	TIME	ON	LAPS	GAP	DIFF	MPH
1	3	M1400	1 Jason TIMMS	Dallara 301	1:08.519	9	12			103.98
2	22	M1000	1 Dean WARREN	Speads RM04A	1:09.425	8	10	0.906	0.906	102.62
3	27	Classic	1 James RIMMER	Dallara F392	1:09.940	11	11	1.421	0.515	101.86
4	98	M1000	2 Dominic SHEPHERD	JKS	1:09.944	11	11	1.425	0.004	101.86
5	39	M1000	3 Craig HURRAN	Jedi Mk 6	1:10.286	8	10	1.767	0.342	101.36
6	101	M1000	4 Max HART	Leystone 1000	1:10.692	12	12	2.173	0.406	100.78
7	24	Classic	2 Robin DAWE	Formula Vauxhall Lotus	1:11.415	6	10	2.896	0.723	99.76
8	59	M1000	5 Roger WRIGHT	Speads RM07	1:11.594	11	11	3.075	0.179	99.51
9	48	M1000	6 Morgan MCCOURT	Leystone 1000	1:13.655	4	10	5.136	2.061	96.72
10	18	M1000	7 Tom RAWLINGS	JKS Mk 2	1:15.474	11	11	6.955	1.819	94.39
11	77	M1000	8 Nigel DAVERS	Jedi Mk 6	1:15.518	7	9	6.999	0.044	94.34
12	20	M1000	9 Jonathan REED	Jedi Mk 6	1:16.435	5	8	7.916	0.917	93.21
13	95	M1000	10 Kyle CUTTS	Speads RM05	1:17.267	9	11	8.748	0.832	92.20
14	78	M1000	11 Myles CASTALDINI	Van Diemen RF94	1:18.002	6	10	9.483	0.735	91.33
15	8	M1400	2 Martin WRIGHT	Dallara 301	1:18.148	10	10	9.629	0.146	91.16
16	19	Classic	3 Nick CATANZARO	Formula Vauxhall Lotus	1:19.223	11	11	10.704	1.075	89.93
17	25	Classic	4 Jim SPENCER	Reynard 883	1:19.801	8	9	11.282	0.578	89.28
18	30	M1000	12 Andrew CARTMELL	Revelation 1000	1:19.827	5	11	11.308	0.026	89.25
19	50	Classic	5 Peter BROMAGE	Ralt RT30	1:20.392	10	10	11.873	0.565	88.62
20	7	M1400	3 Geoff FERN	Dallara 301	1:20.628	10	10	12.109	0.236	88.36
21	64	Classic	6 Marcus SHEARD	Reynard 883	1:20.714	9	10	12.195	0.086	88.27
22	2	Classic	7 David COX	Ralt RT3	1:20.774	8	11	12.255	0.060	88.20
23	57	Classic	8 Edward GUEST	Anson SA3	1:21.844	8	10	13.325	1.070	87.05
24	83	M1000	13 Dave WHEAL	Jedi Mk 4	1:31.212	1	1	22.693	9.368	78.11
25	13	M1000	14 Adrian WRIGHT	GEM AW3	1:32.229	1	1	23.710	1.017	77.24

Weather / Track : Bright / Dry

These results are provisional until the conclusion of any judicial and technical matters.

Donington Park National  
Circuit Length = 1.9790 miles  
Start: 09:27 Flag 09:42 End: 09:44

Clerk Of Course :

Timekeeper :

# Monoposto Championship Moto 1000, Classic And 1400

## QUALIFYING - RACE 2 - BEST SECTORS

SECTOR 1			SECTOR 2			SECTOR 3			IDEAL / BEST COMPARISON						
POS	NO	NAME	TIME	NO	NAME	TIME	NO	NAME	TIME	POS	NO	NAME	IDEAL	BEST	DIFF
													<b>PERFECT LAP</b>	<b>1:07.362</b>	
1	3	TIMMS	19.870	3	TIMMS	35.284	3	TIMMS	12.208	1	3	TIMMS	1:07.362	1:08.519	1.157
2	22	WARREN	20.210	22	WARREN	36.261	101	HART	12.534	2	22	WARREN	1:09.425	1:09.425	0.000
3	39	HURRAN	20.224	27	RIMMER	36.503	39	HURRAN	12.634	3	39	HURRAN	1:09.708	1:10.286	0.578
4	98	SHEPHERD	20.392	98	SHEPHERD	36.668	98	SHEPHERD	12.691	4	98	SHEPHERD	1:09.751	1:09.944	0.193
5	101	HART	20.482	39	HURRAN	36.850	27	RIMMER	12.783	5	27	RIMMER	1:09.940	1:09.940	0.000
6	24	DAWE	20.512	101	HART	37.200	24	DAWE	12.906	6	101	HART	1:10.216	1:10.692	0.476
7	27	RIMMER	20.654	24	DAWE	37.601	22	WARREN	12.954	7	24	DAWE	1:11.019	1:11.415	0.396
8	59	WRIGHT	20.828	59	WRIGHT	37.632	59	WRIGHT	13.023	8	59	WRIGHT	1:11.483	1:11.594	0.111
9	77	DAVERS	21.437	48	MCCOURT	38.884	48	MCCOURT	13.188	9	48	MCCOURT	1:13.537	1:13.655	0.118
10	48	MCCOURT	21.465	18	RAWLINGS	39.860	19	CATANZARO	13.606	10	18	RAWLINGS	1:15.169	1:15.474	0.305
11	18	RAWLINGS	21.492	77	DAVERS	40.240	77	DAVERS	13.686	11	77	DAVERS	1:15.363	1:15.518	0.155
12	20	REED	21.636	95	CUTTS	40.316	20	REED	13.719	12	20	REED	1:16.290	1:16.435	0.145
13	8	WRIGHT	22.060	20	REED	40.935	95	CUTTS	13.755	13	95	CUTTS	1:16.670	1:17.267	0.597
14	78	CASTALDINI	22.457	78	CASTALDINI	41.287	78	CASTALDINI	13.805	14	78	CASTALDINI	1:17.549	1:18.002	0.453
15	19	CATANZARO	22.527	8	WRIGHT	41.391	18	RAWLINGS	13.817	15	8	WRIGHT	1:18.148	1:18.148	0.000
16	95	CUTTS	22.599	19	CATANZARO	42.235	25	SPENCER	13.982	16	19	CATANZARO	1:18.368	1:19.223	0.855
17	13	WRIGHT	22.756	7	FERN	42.297	30	CARTMELL	14.038	17	30	CARTMELL	1:19.280	1:19.827	0.547
18	30	CARTMELL	22.816	50	BROMAGE	42.399	64	SHEARD	14.407	18	25	SPENCER	1:19.801	1:19.801	0.000
19	2	COX	22.865	30	CARTMELL	42.426	2	COX	14.479	19	64	SHEARD	1:19.851	1:20.714	0.863
20	83	WHEAL	22.895	64	SHEARD	42.450	50	BROMAGE	14.480	20	50	BROMAGE	1:19.861	1:20.392	0.531
21	7	FERN	22.964	25	SPENCER	42.662	7	FERN	14.652	21	7	FERN	1:19.913	1:20.628	0.715
22	50	BROMAGE	22.982	2	COX	42.894	8	WRIGHT	14.697	22	2	COX	1:20.238	1:20.774	0.536
23	64	SHEARD	22.994	57	GUEST	43.220	57	GUEST	14.706	23	57	GUEST	1:21.559	1:21.844	0.285
24	25	SPENCER	23.157	13	WRIGHT	48.374	83	WHEAL	16.028	24	13	WRIGHT	1:27.440	1:32.229	4.789
25	57	GUEST	23.633	83	WHEAL	48.753	13	WRIGHT	16.310	25	83	WHEAL	1:27.676	1:31.212	3.536

Weather / Track : Bright / Dry

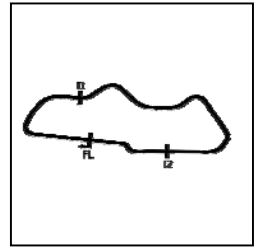
Results can be found at [www.tsl-timing.com](http://www.tsl-timing.com)

Donington Park National  
 Circuit Length = 1.9790 miles  
 Start: 09:27 Flag 09:42 End: 09:44

Printed - 09:46 Saturday, 13 April 2019

# Monoposto Championship Moto 1000, Classic And 1400

## QUALIFYING - RACE 2 - SECTOR ANALYSIS



SECTOR 1 = FL to I1, SECTOR 2 = I1 to I2, SECTOR 3 = I2 to FL, DIFF = Difference To Personal Best Lap, P = Crossed Finish Line in Pit Lane, D = Time Disallowed

P1 3 M1400 Jason TIMMS				Dallara 301			
IDEAL LAP TIME : 1:07.362		BEST LAP TIME : 1:08.519		DIFFERENCE : 1.157			
LAP	SECTOR 1	SECTOR 2	SECTOR 3	LAP TIME	MPH	DIFF	TIME OF DAY
1 -	28.749	48.333	15.557	1:32.639	76.90	24.120	09:30:33.327
2 -	23.028	43.274	13.949	1:20.251	88.77	11.732	09:31:53.578
3 -	23.580	43.032	13.351	1:19.963	89.09	11.444	09:33:13.541
4 -	21.002	37.890	12.592	1:11.484	99.66	2.965	09:34:25.025
5 -	20.515	36.672	12.709	1:09.896	101.93	1.377	09:35:34.921
6 -	20.284	37.058	14.040	1:11.382	99.81	2.863	09:36:46.303
7 -	20.512	38.487	12.649	1:11.648	99.43	3.129	09:37:57.951
8 -	20.110	<b>35.284</b>	13.420	1:08.814 (2)	103.53	0.295	09:39:06.765
9 -	20.058	36.253	<b>12.208</b>	<b>1:08.519 (1)</b>	<b>103.98</b>		<b>09:40:15.284</b>
10 -	19.920	39.348	12.364	1:11.632	99.46	3.113	09:41:26.916
11 -	<b>19.870</b>	36.639	12.710	1:09.219 (3)	102.92	0.700	09:42:36.135
12 -	19.967	36.876	14.223	1:11.066	100.25	2.547	09:43:47.201

P2 22 M1000 Dean WARREN				Speads RM04A			
IDEAL LAP TIME : 1:09.425		BEST LAP TIME : 1:09.425		DIFFERENCE : 0.000			
LAP	SECTOR 1	SECTOR 2	SECTOR 3	LAP TIME	MPH	DIFF	TIME OF DAY
1 -	31.328	49.700	16.755	1:37.783	72.86	28.358	09:30:10.840
2 -	23.055	40.094	13.504	1:16.653	92.94	7.228	09:31:27.493
3 -	20.661	37.616	13.309	1:11.586 (2)	99.52	2.161	09:32:39.079
4 -	20.498	53.780	14.349	1:28.627	80.38	19.202	09:34:07.706
5 -	23.327	42.008	17.397	1:22.732	86.11	13.307	09:35:30.438
6 -	20.662	39.748	13.981	1:14.391	95.77	4.966	09:36:44.829
7 -	21.237	39.013	13.301	1:13.551	96.86	4.126	09:37:58.380
8 -	<b>20.210</b>	<b>36.261</b>	<b>12.954</b>	<b>1:09.425 (1)</b>	<b>102.62</b>		<b>09:39:07.805</b>
9 -	20.421	37.724	14.764	1:12.909 (3)	97.71	3.484	09:40:20.714
10 -	22.517	51.416	IN PIT	1:38.708 P	72.17	29.283	09:41:59.422

P3 27 Classic James RIMMER				Dallara F392			
IDEAL LAP TIME : 1:09.940		BEST LAP TIME : 1:09.940		DIFFERENCE : 0.000			
LAP	SECTOR 1	SECTOR 2	SECTOR 3	LAP TIME	MPH	DIFF	TIME OF DAY
1 -	29.289	50.446	14.312	1:34.047	75.75	24.107	09:30:49.242
2 -	22.557	1:03.016	18.733	1:44.306	68.30	34.366	09:32:33.548
3 -	22.469	43.221	14.594	1:20.284	88.74	10.344	09:33:53.832
4 -	25.505	42.720	13.190	1:21.415	87.51	11.475	09:35:15.247
5 -	21.798	38.882	12.842	1:13.522	96.90	3.582	09:36:28.769
6 -	21.183	38.180	12.886	1:12.249 (3)	98.61	2.309	09:37:41.018
7 -	21.282	38.451	13.782	1:13.515	96.91	3.575	09:38:54.533
8 -	21.472	38.355	13.090	1:12.917	97.70	2.977	09:40:07.450
9 -	20.714	37.003	12.838	1:10.555 (2)	100.97	0.615	09:41:18.005
10 -	20.702	37.044	15.004	1:12.750	97.93	2.810	09:42:30.755
11 -	<b>20.654</b>	<b>36.503</b>	<b>12.783</b>	<b>1:09.940 (1)</b>	<b>101.86</b>		<b>09:43:40.695</b>

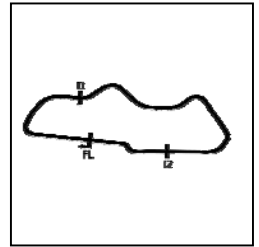
P4 98 M1000 Dominic SHEPHERD				JKS			
IDEAL LAP TIME : 1:09.751		BEST LAP TIME : 1:09.944		DIFFERENCE : 0.193			
LAP	SECTOR 1	SECTOR 2	SECTOR 3	LAP TIME	MPH	DIFF	TIME OF DAY
1 -	27.421	47.405	14.863	1:29.689	79.43	19.745	09:30:34.158
2 -	23.093	43.651	14.656	1:21.400	87.52	11.456	09:31:55.558
3 -	22.729	42.202	13.850	1:18.781	90.43	8.837	09:33:14.339
4 -	21.491	37.869	15.018	1:14.378	95.78	4.434	09:34:28.717
5 -	21.935	38.501	13.588	1:14.024	96.24	4.080	09:35:42.741
6 -	20.634	37.441	<b>12.691</b>	1:10.766 (3)	100.67	0.822	09:36:53.507
7 -	21.178	41.455	16.946	1:19.579	89.52	9.635	09:38:13.086
8 -	27.925	47.146	13.334	1:28.405	80.59	18.461	09:39:41.491
9 -	20.591	37.076	13.080	1:10.747 (2)	100.70	0.803	09:40:52.238
10 -	21.056	38.738	13.132	1:12.926	97.69	2.982	09:42:05.164
11 -	<b>20.392</b>	<b>36.668</b>	12.884	<b>1:09.944 (1)</b>	<b>101.86</b>		<b>09:43:15.108</b>

Weather / Track : Bright / Dry

Donington Park National  
Circuit Length = 1.9790 miles  
Start: 09:27 Flag 09:42 End: 09:44

# Monoposto Championship Moto 1000, Classic And 1400

## QUALIFYING - RACE 2 - SECTOR ANALYSIS



SECTOR 1 = FL to I1, SECTOR 2 = I1 to I2, SECTOR 3 = I2 to FL, DIFF = Difference To Personal Best Lap, P = Crossed Finish Line in Pit Lane, D = Time Disallowed

P5 39 M1000 Craig HURRAN				Jedi Mk 6			
IDEAL LAP TIME : 1:09.708		BEST LAP TIME : 1:10.286		DIFFERENCE : 0.578			
LAP	SECTOR 1	SECTOR 2	SECTOR 3	LAP TIME	MPH	DIFF	TIME OF DAY
1 -	30.712	51.733	17.612	1:40.057	71.20	29.771	09:30:39.818
2 -	25.365	45.221	IN PIT	1:33.587 P	76.12	23.301	09:32:13.405
3 -	OUTLAP	45.926	13.894	2:34.893	45.99	1:24.607	09:34:48.298
4 -	22.625	39.946	13.044	1:15.615	94.22	5.329	09:36:03.913
5 -	21.752	41.328	13.371	1:16.451	93.19	6.165	09:37:20.364
6 -	20.625	38.568	12.895	1:12.088	98.83	1.802	09:38:32.452
7 -	20.758	37.858	<b>12.634</b>	1:11.250 (3)	99.99	0.964	09:39:43.702
8 -	20.379	37.179	12.728	<b>1:10.286 (1)</b>	<b>101.36</b>		<b>09:40:53.988</b>
9 -	20.825	38.635	13.357	1:12.817	97.84	2.531	09:42:06.805
10 -	<b>20.224</b>	<b>36.850</b>	13.658	1:10.732 (2)	100.72	0.446	09:43:17.537

P6 101 M1000 Max HART				Leastone 1000			
IDEAL LAP TIME : 1:10.216		BEST LAP TIME : 1:10.692		DIFFERENCE : 0.476			
LAP	SECTOR 1	SECTOR 2	SECTOR 3	LAP TIME	MPH	DIFF	TIME OF DAY
1 -	27.571	46.295	14.745	1:28.611	80.40	17.919	09:30:15.559
2 -	22.571	41.103	14.436	1:18.110	91.21	7.418	09:31:33.669
3 -	22.952	40.972	13.594	1:17.518	91.90	6.826	09:32:51.187
4 -	20.512	38.186	12.731	1:11.429	99.74	0.737	09:34:02.616
5 -	21.752	43.731	14.195	1:19.678	89.41	8.986	09:35:22.294
6 -	21.409	38.789	12.955	1:13.153	97.39	2.461	09:36:35.447
7 -	<b>20.482</b>	37.615	12.624	1:10.721 (2)	100.74	0.029	09:37:46.168
8 -	20.772	37.475	12.679	1:10.926 (3)	100.45	0.234	09:38:57.094
9 -	21.544	39.788	12.913	1:14.245	95.96	3.553	09:40:11.339
10 -	20.894	38.681	12.550	1:12.125	98.78	1.433	09:41:23.464
11 -	20.569	38.297	<b>12.534</b>	1:11.400	99.78	0.708	09:42:34.864
12 -	20.710	<b>37.200</b>	12.782	<b>1:10.692 (1)</b>	<b>100.78</b>		<b>09:43:45.556</b>

P7 24 Classic Robin DAWE				Formula Vauxhall Lotus			
IDEAL LAP TIME : 1:11.019		BEST LAP TIME : 1:11.415		DIFFERENCE : 0.396			
LAP	SECTOR 1	SECTOR 2	SECTOR 3	LAP TIME	MPH	DIFF	TIME OF DAY
1 -	27.433	47.445	15.220	1:30.098	79.07	18.683	09:30:40.328
2 -	22.487	44.561	13.666	1:20.714	88.27	9.299	09:32:01.042
3 -	21.625	42.297	13.813	1:17.735	91.65	6.320	09:33:18.777
4 -	21.438	39.194	13.148	1:13.780	96.56	2.365	09:34:32.557
5 -	20.820	37.929	13.352	1:12.101 (2)	98.81	0.686	09:35:44.658
6 -	<b>20.512</b>	37.997	<b>12.906</b>	<b>1:11.415 (1)</b>	<b>99.76</b>		<b>09:36:56.073</b>
7 -	20.878	38.926	14.973	1:14.777	95.27	3.362	09:38:10.850
8 -	21.667	39.641	13.406	1:14.714	95.35	3.299	09:39:25.564
9 -	20.745	38.487	13.376	1:12.608 (3)	98.12	1.193	09:40:38.172
10 -	21.052	<b>37.601</b>	IN PIT	1:23.813 P	85.00	12.398	09:42:01.985

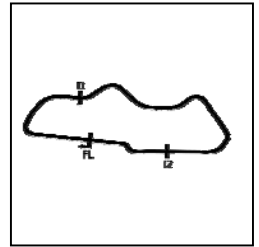
P8 59 M1000 Roger WRIGHT				Speads RM07			
IDEAL LAP TIME : 1:11.483		BEST LAP TIME : 1:11.594		DIFFERENCE : 0.111			
LAP	SECTOR 1	SECTOR 2	SECTOR 3	LAP TIME	MPH	DIFF	TIME OF DAY
1 -	27.694	53.037	16.824	1:37.555	73.03	25.961	09:30:55.439
2 -	24.843	49.647	15.335	1:29.825	79.31	18.231	09:32:25.264
3 -	23.827	48.556	14.728	1:27.111	81.78	15.517	09:33:52.375
4 -	24.878	40.032	15.789	1:20.699	88.28	9.105	09:35:13.074
5 -	21.315	39.289	13.382	1:13.986	96.29	2.392	09:36:27.060
6 -	20.980	40.847	13.386	1:15.213	94.72	3.619	09:37:42.273
7 -	20.971	38.280	13.695	1:12.946 (3)	97.67	1.352	09:38:55.219
8 -	27.162	42.877	13.529	1:23.568	85.25	11.974	09:40:18.787
9 -	<b>20.828</b>	38.215	13.491	1:12.534 (2)	98.22	0.940	09:41:31.321
10 -	21.811	40.965	13.053	1:15.829	93.95	4.235	09:42:47.150
11 -	20.939	<b>37.632</b>	<b>13.023</b>	<b>1:11.594 (1)</b>	<b>99.51</b>		<b>09:43:58.744</b>

Weather / Track : Bright / Dry

Donington Park National  
Circuit Length = 1.9790 miles  
Start: 09:27 Flag 09:42 End: 09:44

# Monoposto Championship Moto 1000, Classic And 1400

## QUALIFYING - RACE 2 - SECTOR ANALYSIS



SECTOR 1 = FL to I1, SECTOR 2 = I1 to I2, SECTOR 3 = I2 to FL, DIFF = Difference To Personal Best Lap, P = Crossed Finish Line in Pit Lane, D = Time Disallowed

P9 48 M1000 Morgan MCCOURT				Leastone 1000			
IDEAL LAP TIME : 1:13.537		BEST LAP TIME : 1:13.655		DIFFERENCE : 0.118			
LAP	SECTOR 1	SECTOR 2	SECTOR 3	LAP TIME	MPH	DIFF	TIME OF DAY
1 -	26.815	48.238	15.119	1:30.172	79.01	16.517	09:30:23.836
2 -	23.705	43.324	14.839	1:21.868	87.02	8.213	09:31:45.704
3 -	22.390	40.157	13.453	1:16.000	93.74	2.345	09:33:01.704
4 -	21.583	<b>38.884</b>	<b>13.188</b>	<b>1:13.655 (1)</b>	<b>96.72</b>		<b>09:34:15.359</b>
5 -	<b>21.465</b>	39.155	15.301	1:15.921	93.84	2.266	09:35:31.280
6 -	21.667	39.422	14.746	1:15.835 (3)	93.94	2.180	09:36:47.115
7 -	23.680	40.908	14.787	1:19.375	89.75	5.720	09:38:06.490
8 -	22.140	41.028	13.629	1:16.797	92.77	3.142	09:39:23.287
9 -	21.970	39.259	13.398	1:14.627 (2)	95.47	0.972	09:40:37.914
10 -	22.326	40.077	15.790	1:18.193	91.11	4.538	09:41:56.107

P10 18 M1000 Tom RAWLINGS				JKS Mk 2			
IDEAL LAP TIME : 1:15.169		BEST LAP TIME : 1:15.474		DIFFERENCE : 0.305			
LAP	SECTOR 1	SECTOR 2	SECTOR 3	LAP TIME	MPH	DIFF	TIME OF DAY
1 -	32.499	48.529	16.657	1:37.685	72.93	22.211	09:30:11.903
2 -	24.183	42.248	14.884	1:21.315	87.61	5.841	09:31:33.218
3 -	22.544	41.314	14.071	1:17.929	91.42	2.455	09:32:51.147
4 -	22.203	41.165	14.362	1:17.730	91.65	2.256	09:34:08.877
5 -	23.186	41.880	17.959	1:23.025	85.81	7.551	09:35:31.902
6 -	22.368	40.707	14.359	1:17.434 (3)	92.00	1.960	09:36:49.336
7 -	22.643	43.196	14.531	1:20.370	88.64	4.896	09:38:09.706
8 -	22.625	41.323	15.044	1:18.992	90.19	3.518	09:39:28.698
9 -	22.003	41.629	<b>13.817</b>	1:17.449	91.99	1.975	09:40:46.147
10 -	21.720	40.096	13.878	1:15.694 (2)	94.12	0.220	09:42:01.841
11 -	<b>21.492</b>	<b>39.860</b>	14.122	<b>1:15.474 (1)</b>	<b>94.39</b>		<b>09:43:17.315</b>

P11 77 M1000 Nigel DAVERS				Jedi Mk 6			
IDEAL LAP TIME : 1:15.363		BEST LAP TIME : 1:15.518		DIFFERENCE : 0.155			
LAP	SECTOR 1	SECTOR 2	SECTOR 3	LAP TIME	MPH	DIFF	TIME OF DAY
1 -	30.944	51.401	15.534	1:37.879	72.79	22.361	09:30:46.792
2 -	24.391	52.565	15.188	1:32.144	77.32	16.626	09:32:18.936
3 -	23.947	44.577	14.183	1:22.707	86.14	7.189	09:33:41.643
4 -	25.456	42.094	14.048	1:21.598	87.31	6.080	09:35:03.241
5 -	21.717	43.223	13.791	1:18.731 (3)	90.49	3.213	09:36:21.972
6 -	21.718	41.286	<b>13.686</b>	1:16.690 (2)	92.90	1.172	09:37:38.662
7 -	<b>21.437</b>	<b>40.240</b>	13.841	<b>1:15.518 (1)</b>	<b>94.34</b>		<b>09:38:54.180</b>
8 -	23.026	45.783	IN PIT	1:28.309 P	80.67	12.791	09:40:22.489
9 -	OUTLAP	42.416	14.310	3:10.451	37.40	1:54.933	09:43:32.940

P12 20 M1000 Jonathan REED				Jedi Mk 6			
IDEAL LAP TIME : 1:16.290		BEST LAP TIME : 1:16.435		DIFFERENCE : 0.145			
LAP	SECTOR 1	SECTOR 2	SECTOR 3	LAP TIME	MPH	DIFF	TIME OF DAY
1 -	28.093	50.436	16.352	1:34.881	75.09	18.446	09:30:40.956
2 -	24.644	45.284	16.368	1:26.296	82.56	9.861	09:32:07.252
3 -	23.037	42.298	14.351	1:19.686	89.40	3.251	09:33:26.938
4 -	22.349	42.973	13.968	1:19.290	89.85	2.855	09:34:46.228
5 -	21.781	<b>40.935</b>	<b>13.719</b>	<b>1:16.435 (1)</b>	<b>93.21</b>		<b>09:36:02.663</b>
6 -	22.606	41.516	14.566	1:18.688 (2)	90.54	2.253	09:37:21.351
7 -	22.624	41.806	14.567	1:18.997 (3)	90.18	2.562	09:38:40.348
8 -	23.059	41.959	14.032	1:19.050	90.12	2.615	09:39:59.398

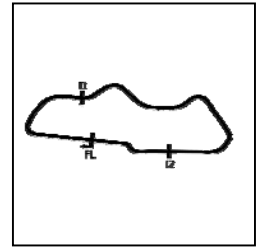
P13 95 M1000 Kyle CUTTS				Speads RM05			
IDEAL LAP TIME : 1:16.670		BEST LAP TIME : 1:17.267		DIFFERENCE : 0.597			
LAP	SECTOR 1	SECTOR 2	SECTOR 3	LAP TIME	MPH	DIFF	TIME OF DAY
1 -	27.244	51.104	16.203	1:34.551	75.35	17.284	09:30:42.808
2 -	25.324	47.799	14.998	1:28.121	80.85	10.854	09:32:10.929

Weather / Track : Bright / Dry

Donington Park National  
Circuit Length = 1.9790 miles  
Start: 09:27 Flag 09:42 End: 09:44

# Monoposto Championship Moto 1000, Classic And 1400

## QUALIFYING - RACE 2 - SECTOR ANALYSIS



SECTOR 1 = FL to I1, SECTOR 2 = I1 to I2, SECTOR 3 = I2 to FL, DIFF = Difference To Personal Best Lap, P = Crossed Finish Line in Pit Lane, D = Time Disallowed

3 -	23.664	44.997	15.523	1:24.184	84.63	6.917	09:33:35.113
4 -	23.517	42.343	13.916	1:19.776	89.30	2.509	09:34:54.889
5 -	22.647	42.145	13.816	1:18.608 (2)	90.63	1.341	09:36:13.497
6 -	22.721	41.972	14.233	1:18.926 (3)	90.26	1.659	09:37:32.423
7 -	23.463	42.243	14.501	1:20.207	88.82	2.940	09:38:52.630
8 -	25.007	43.533	<b>13.755</b>	1:22.295	86.57	5.028	09:40:14.925
<b>9 -</b>	<b>22.599</b>	<b>40.316</b>	14.352	<b>1:17.267 (1)</b>	<b>92.20</b>		<b>09:41:32.192</b>
10 -	22.677	43.178	14.345	1:20.200	88.83	2.933	09:42:52.392
11 -	23.362	41.493	IN PIT	1:23.922 P	84.89	6.655	09:44:16.314

<b>P14 78 M1000 Myles CASTALDINI</b>				Van Diemen RF94			
IDEAL LAP TIME : 1:17.549		BEST LAP TIME : 1:18.002		DIFFERENCE : 0.453			
LAP	SECTOR 1	SECTOR 2	SECTOR 3	LAP TIME	MPH	DIFF	TIME OF DAY
1 -	31.872	53.979	17.030	1:42.881	69.25	24.879	09:30:55.097
2 -	25.732	50.871	16.025	1:32.628	76.91	14.626	09:32:27.725
3 -	24.505	50.288	IN PIT	1:37.573 P	73.01	19.571	09:34:05.298
4 -	OUTLAP	45.010	14.278	2:10.425	54.62	52.423	09:36:15.723
5 -	22.492	41.836	13.947	1:18.275 (2)	91.02	0.273	09:37:33.998
<b>6 -</b>	<b>22.676</b>	<b>41.287</b>	14.039	<b>1:18.002 (1)</b>	<b>91.33</b>		<b>09:38:52.000</b>
7 -	<b>22.457</b>	41.985	14.016	1:18.458 (3)	90.80	0.456	09:40:10.458
8 -	23.235	43.328	<b>13.805</b>	1:20.368	88.65	2.366	09:41:30.826
9 -	23.021	45.379	14.236	1:22.636	86.21	4.634	09:42:53.462
10 -	22.565	41.452	14.860	1:18.877	90.32	0.875	09:44:12.339

<b>P15 8 M1400 Martin WRIGHT</b>				Dallara 301			
IDEAL LAP TIME : 1:18.148		BEST LAP TIME : 1:18.148		DIFFERENCE : 0.000			
LAP	SECTOR 1	SECTOR 2	SECTOR 3	LAP TIME	MPH	DIFF	TIME OF DAY
1 -	28.875	54.041	19.516	1:42.432	69.55	24.284	09:30:40.364
2 -	30.050	54.101	16.735	1:40.886	70.62	22.738	09:32:21.250
3 -	25.654	51.094	17.298	1:34.046	75.75	15.898	09:33:55.296
4 -	25.205	45.871	15.001	1:26.077	82.77	7.929	09:35:21.373
5 -	23.997	43.688	15.196	1:22.881	85.96	4.733	09:36:44.254
6 -	23.726	42.724	15.426	1:21.876 (3)	87.01	3.728	09:38:06.130
7 -	23.092	43.597	15.617	1:22.306	86.56	4.158	09:39:28.436
8 -	23.359	41.516	14.998	1:19.873 (2)	89.19	1.725	09:40:48.309
9 -	23.104	43.387	15.548	1:22.039	86.84	3.891	09:42:10.348
<b>10 -</b>	<b>22.060</b>	<b>41.391</b>	<b>14.697</b>	<b>1:18.148 (1)</b>	<b>91.16</b>		<b>09:43:28.496</b>

<b>P16 19 Classic Nick CATANZARO</b>				Formula Vauxhall Lotus			
IDEAL LAP TIME : 1:18.368		BEST LAP TIME : 1:19.223		DIFFERENCE : 0.855			
LAP	SECTOR 1	SECTOR 2	SECTOR 3	LAP TIME	MPH	DIFF	TIME OF DAY
1 -	31.403	51.122	16.655	1:39.180	71.83	19.957	09:30:27.599
2 -	25.997	47.449	15.227	1:28.673	80.34	9.450	09:31:56.272
3 -	24.115	47.495	14.643	1:26.253	82.60	7.030	09:33:22.525
4 -	23.479	46.452	14.811	1:24.742	84.07	5.519	09:34:47.267
5 -	23.486	44.317	14.291	1:22.094	86.78	2.871	09:36:09.361
6 -	23.007	42.721	14.277	1:20.005	89.05	0.782	09:37:29.366
7 -	23.569	43.090	14.291	1:20.950	88.01	1.727	09:38:50.316
8 -	22.563	43.072	14.004	1:19.639 (2)	89.46	0.416	09:40:09.955
9 -	23.267	<b>42.235</b>	14.463	1:19.965 (3)	89.09	0.742	09:41:29.920
10 -	22.980	44.614	<b>13.606</b>	1:21.200	87.74	1.977	09:42:51.120
<b>11 -</b>	<b>22.527</b>	42.703	13.993	<b>1:19.223 (1)</b>	<b>89.93</b>		<b>09:44:10.343</b>

<b>P17 25 Classic Jim SPENCER</b>				Reynard 883			
IDEAL LAP TIME : 1:19.801		BEST LAP TIME : 1:19.801		DIFFERENCE : 0.000			
LAP	SECTOR 1	SECTOR 2	SECTOR 3	LAP TIME	MPH	DIFF	TIME OF DAY
1 -	30.556	51.896	17.596	1:40.048	71.21	20.247	09:30:42.285
2 -	27.391	53.290	17.132	1:37.813	72.83	18.012	09:32:20.098
3 -	26.252	49.862	14.926	1:31.040	78.25	11.239	09:33:51.138
4 -	27.355	47.478	16.036	1:30.869	78.40	11.068	09:35:22.007

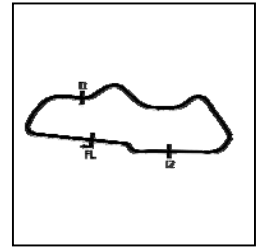
Weather / Track : Bright / Dry

Donington Park National  
Circuit Length = 1.9790 miles  
Start: 09:27 Flag 09:42 End: 09:44



# Monoposto Championship Moto 1000, Classic And 1400

## QUALIFYING - RACE 2 - SECTOR ANALYSIS



SECTOR 1 = FL to I1, SECTOR 2 = I1 to I2, SECTOR 3 = I2 to FL, DIFF = Difference To Personal Best Lap, P = Crossed Finish Line in Pit Lane, D = Time Disallowed

5 -	24.661	43.878	15.466	1:24.005	84.81	4.204	09:36:46.012
6 -	24.136	43.895	14.488	1:22.519 (3)	86.33	2.718	09:38:08.531
7 -	23.527	44.420	14.275	1:22.222 (2)	86.65	2.421	09:39:30.753
<b>8 -</b>	<b>23.157</b>	<b>42.662</b>	<b>13.982</b>	<b>1:19.801 (1)</b>	<b>89.28</b>		<b>09:40:50.554</b>
9 -	27.170	50.097	IN PIT	1:41.510 P	70.18	21.709	09:42:32.064

### P18 30 M1000 Andrew CARTMELL Revelation 1000

IDEAL LAP TIME : 1:19.280 BEST LAP TIME : 1:19.827 DIFFERENCE : 0.547

LAP	SECTOR 1	SECTOR 2	SECTOR 3	LAP TIME	MPH	DIFF	TIME OF DAY
1 -	30.646	52.665	16.843	1:40.154	71.13	20.327	09:30:25.875
2 -	26.223	45.612	14.878	1:26.713	82.16	6.886	09:31:52.588
3 -	23.916	44.004	14.901	1:22.821	86.02	2.994	09:33:15.409
4 -	23.161	42.788	14.517	1:20.466	88.54	0.639	09:34:35.875
<b>5 -</b>	<b>23.070</b>	<b>42.484</b>	<b>14.273</b>	<b>1:19.827 (1)</b>	<b>89.25</b>		<b>09:35:55.702</b>
6 -	23.735	42.787	14.329	1:20.851	88.12	1.024	09:37:16.553
7 -	22.875	43.668	14.501	1:21.044	87.91	1.217	09:38:37.597
8 -	23.292	42.677	<b>14.038</b>	1:20.007 (3)	89.05	0.180	09:39:57.604
9 -	<b>22.816</b>	43.130	14.364	1:20.310	88.71	0.483	09:41:17.914
10 -	23.462	<b>42.426</b>	14.459	1:20.347	88.67	0.520	09:42:38.261
11 -	23.255	42.451	14.136	1:19.842 (2)	89.23	0.015	09:43:58.103

### P19 50 Classic Peter BROMAGE Ralt RT30

IDEAL LAP TIME : 1:19.861 BEST LAP TIME : 1:20.392 DIFFERENCE : 0.531

LAP	SECTOR 1	SECTOR 2	SECTOR 3	LAP TIME	MPH	DIFF	TIME OF DAY
1 -	30.312	51.867	17.102	1:39.281	71.76	18.889	09:30:42.384
2 -	24.864	46.796	14.717	1:26.377	82.48	5.985	09:32:08.761
3 -	24.173	46.341	15.571	1:26.085	82.76	5.693	09:33:34.846
4 -	27.725	43.997	14.635	1:26.357	82.50	5.965	09:35:01.203
5 -	23.101	44.345	14.637	1:22.083	86.79	1.691	09:36:23.286
6 -	<b>22.982</b>	43.455	15.006	1:21.443 (3)	87.48	1.051	09:37:44.729
7 -	23.427	44.252	14.501	1:22.180	86.69	1.788	09:39:06.909
8 -	23.636	42.784	14.919	1:21.339 (2)	87.59	0.947	09:40:28.248
9 -	24.088	43.791	20.028	1:27.907	81.04	7.515	09:41:56.155
<b>10 -</b>	<b>23.513</b>	<b>42.399</b>	<b>14.480</b>	<b>1:20.392 (1)</b>	<b>88.62</b>		<b>09:43:16.547</b>

### P20 7 M1400 Geoff FERN Dallara 301

IDEAL LAP TIME : 1:19.913 BEST LAP TIME : 1:20.628 DIFFERENCE : 0.715

LAP	SECTOR 1	SECTOR 2	SECTOR 3	LAP TIME	MPH	DIFF	TIME OF DAY
1 -	27.449	48.606	15.470	1:31.525	77.84	10.897	09:30:47.307
2 -	24.911	53.305	16.087	1:34.303	75.55	13.675	09:32:21.610
3 -	26.073	49.521	15.300	1:30.894	78.38	10.266	09:33:52.504
4 -	26.487	45.675	14.834	1:26.996	81.89	6.368	09:35:19.500
5 -	23.944	44.111	14.664	1:22.719	86.13	2.091	09:36:42.219
6 -	23.528	44.298	<b>14.652</b>	1:22.478	86.38	1.850	09:38:04.697
7 -	23.221	43.915	14.707	1:21.843	87.05	1.215	09:39:26.540
8 -	23.414	42.634	14.725	1:20.773 (2)	88.20	0.145	09:40:47.313
9 -	23.441	42.779	14.923	1:21.143 (3)	87.80	0.515	09:42:08.456
<b>10 -</b>	<b>22.964</b>	<b>42.297</b>	15.367	<b>1:20.628 (1)</b>	<b>88.36</b>		<b>09:43:29.084</b>

### P21 64 Classic Marcus SHEARD Reynard 883

IDEAL LAP TIME : 1:19.851 BEST LAP TIME : 1:20.714 DIFFERENCE : 0.863

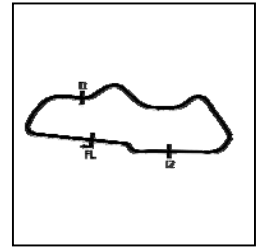
LAP	SECTOR 1	SECTOR 2	SECTOR 3	LAP TIME	MPH	DIFF	TIME OF DAY
1 -	31.591	52.425	17.151	1:41.167	70.42	20.453	09:30:52.462
2 -	26.861	49.865	16.175	1:32.901	76.69	12.187	09:32:25.363
3 -	25.310	50.277	15.520	1:31.107	78.20	10.393	09:33:56.470
4 -	25.919	45.528	15.729	1:27.176	81.72	6.462	09:35:23.646
5 -	24.033	43.482	15.452	1:22.967	85.87	2.253	09:36:46.613
6 -	24.821	43.634	15.767	1:24.222	84.59	3.508	09:38:10.835
7 -	23.730	43.204	<b>14.407</b>	1:21.341 (3)	87.58	0.627	09:39:32.176
8 -	23.283	43.663	14.606	1:21.552	87.36	0.838	09:40:53.728

Weather / Track : Bright / Dry

Donington Park National  
Circuit Length = 1.9790 miles  
Start: 09:27 Flag 09:42 End: 09:44

# Monoposto Championship Moto 1000, Classic And 1400

## QUALIFYING - RACE 2 - SECTOR ANALYSIS



SECTOR 1 = FL to I1, SECTOR 2 = I1 to I2, SECTOR 3 = I2 to FL, DIFF = Difference To Personal Best Lap, P = Crossed Finish Line in Pit Lane, D = Time Disallowed

9 -	23.454	<b>42.450</b>	14.810	<b>1:20.714 (1)</b>	<b>88.27</b>		<b>09:42:14.442</b>
10 -	<b>22.994</b>	43.564	14.487	1:21.045 (2)	87.90	0.331	09:43:35.487

P22 2 Classic David COX			Ralt RT3				
IDEAL LAP TIME : 1:20.238		BEST LAP TIME : 1:20.774		DIFFERENCE : 0.536			
LAP	SECTOR 1	SECTOR 2	SECTOR 3	LAP TIME	MPH	DIFF	TIME OF DAY
1 -	30.443	52.910	16.898	1:40.251	71.06	19.477	09:30:27.182
2 -	25.942	46.774	15.759	1:28.475	80.52	7.701	09:31:55.657
3 -	24.443	44.019	14.602	1:23.064	85.77	2.290	09:33:18.721
4 -	23.664	<b>42.894</b>	14.695	1:21.253 (3)	87.68	0.479	09:34:39.974
5 -	23.390	43.089	14.908	1:21.387	87.54	0.613	09:36:01.361
6 -	23.598	46.229	14.658	1:24.485	84.33	3.711	09:37:25.846
7 -	23.341	42.968	14.495	1:20.804 (2)	88.17	0.030	09:38:46.650
8 -	23.229	43.066	<b>14.479</b>	<b>1:20.774 (1)</b>	<b>88.20</b>		<b>09:40:07.424</b>
9 -	23.594	43.983	14.759	1:22.336	86.53	1.562	09:41:29.760
10 -	<b>22.865</b>	45.865	14.818	1:23.548	85.27	2.774	09:42:53.308
11 -	23.640	43.120	IN PIT	1:27.491 P	81.43	6.717	09:44:20.799

P23 57 Classic Edward GUEST			Anson SA3				
IDEAL LAP TIME : 1:21.559		BEST LAP TIME : 1:21.844		DIFFERENCE : 0.285			
LAP	SECTOR 1	SECTOR 2	SECTOR 3	LAP TIME	MPH	DIFF	TIME OF DAY
1 -	31.381	51.643	17.257	1:40.281	71.04	18.437	09:30:32.470
2 -	27.571	49.874	15.950	1:33.395	76.28	11.551	09:32:05.865
3 -	26.719	46.097	15.813	1:28.629	80.38	6.785	09:33:34.494
4 -	57.134	47.784	15.814	2:00.732	59.01	38.888	09:35:35.226
5 -	24.709	45.420	15.835	1:25.964	82.87	4.120	09:37:01.190
6 -	24.706	43.539	15.109	1:23.354	85.47	1.510	09:38:24.544
7 -	<b>23.633</b>	43.565	<b>14.706</b>	1:21.904 (2)	86.98	0.060	09:39:46.448
8 -	23.674	<b>43.220</b>	14.950	<b>1:21.844 (1)</b>	<b>87.05</b>		<b>09:41:08.292</b>
9 -	23.681	43.222	15.814	1:22.717 (3)	86.13	0.873	09:42:31.009
10 -	24.600	44.642	15.148	1:24.390	84.42	2.546	09:43:55.399

P24 83 M1000 Dave WHEAL			Jedi Mk 4				
IDEAL LAP TIME : 1:27.676		BEST LAP TIME : 1:31.212		DIFFERENCE : 3.536			
LAP	SECTOR 1	SECTOR 2	SECTOR 3	LAP TIME	MPH	DIFF	TIME OF DAY
1 -	26.431	<b>48.753</b>	<b>16.028</b>	<b>1:31.212 (1)</b>	<b>78.11</b>		<b>09:30:12.802</b>

P25 13 M1000 Adrian WRIGHT			GEM AW3				
IDEAL LAP TIME : 1:27.440		BEST LAP TIME : 1:32.229		DIFFERENCE : 4.789			
LAP	SECTOR 1	SECTOR 2	SECTOR 3	LAP TIME	MPH	DIFF	TIME OF DAY
1 -	27.545	<b>48.374</b>	<b>16.310</b>	<b>1:32.229 (1)</b>	<b>77.24</b>		<b>09:30:12.086</b>

# Monoposto Championship Moto 1000, Classic And 1400

## QUALIFYING - RACE 2 - STATISTICS

**Competitors Started** 25  
**Planned Start** 2019-04-13 @ 09:30:00.000  
**Actual Start** 2019-04-13 @ 09:27:55.604  
**Finish Time** 2019-04-13 @ 09:42:57.039  
**Track Length** 1.9790mi.  
**Total Laps** 240  
**Total Distance Covered** 474.9761mi.

### Session Fastest Lap History

NO	CL	NAME	LAP TIME	TIME OF DAY	LAP	VEHICLE
22	M1000	Dean WARREN	1:37.783	09:30:10.845	1	Speads RM04A
18	M1000	Tom RAWLINGS	1:37.685	09:30:11.913	1	JKS Mk 2
13	M1000	Adrian WRIGHT	1:32.229	09:30:12.085	1	GEM AW3
83	M1000	Dave WHEAL	1:31.212	09:30:12.813	1	Jedi Mk 4
101	M1000	Max HART	1:28.611	09:30:15.559	1	Leystone 1000
22	M1000	Dean WARREN	1:16.653	09:31:27.498	2	Speads RM04A
22	M1000	Dean WARREN	1:11.586	09:32:39.084	3	Speads RM04A
101	M1000	Max HART	1:11.429	09:34:02.617	4	Leystone 1000
3	M1400	Jason TIMMS	1:09.896	09:35:34.930	5	Dallara 301
3	M1400	Jason TIMMS	1:08.814	09:39:06.771	8	Dallara 301
3	M1400	Jason TIMMS	1:08.519	09:40:15.290	9	Dallara 301

### Flag History

TYPE	TIME OF DAY
GREEN	09:27:55.604
FINISH	09:42:57.039

### Flag Statistics

TYPE	COUNT	TOTAL LAPS	TOTAL TIME
Green	1	12	16:43.101
Red	0	0	0.000
Safety Car	0	0	0.000
FCY	0	0	0.000

Weather / Track : Bright / Dry

These results are provisional until the conclusion of any judicial and technical matters.

Donington Park National  
Circuit Length = 1.9790 miles  
Start: 09:27 Flag 09:42 End: 09:44

Clerk Of Course :		Timekeeper :
-------------------	--	--------------

# Monoposto Championship Moto 1000, Classic And 1400

## QUALIFYING - RACE 2 - STATISTICS

CLASS : M1400

3 Starters

### Fastest Lap History

NO	NAME	LAP TIME	TIME OF DAY	LAP	VEHICLE
3	Jason TIMMS	1:32.639	09:30:33.336	1	Dallara 301
7	Geoff FERN	1:31.525	09:30:47.314	1	Dallara 301
3	Jason TIMMS	1:20.251	09:31:53.582	2	Dallara 301
3	Jason TIMMS	1:19.963	09:33:13.549	3	Dallara 301
3	Jason TIMMS	1:11.484	09:34:25.032	4	Dallara 301
3	Jason TIMMS	1:09.896	09:35:34.930	5	Dallara 301
3	Jason TIMMS	1:08.814	09:39:06.771	8	Dallara 301
3	Jason TIMMS	1:08.519	09:40:15.290	9	Dallara 301

Weather / Track : Bright / Dry

These results are provisional until the conclusion of any judicial and technical matters.

Donington Park National  
Circuit Length = 1.9790 miles  
Start: 09:27 Flag 09:42 End: 09:44

Clerk Of Course :		Timekeeper :
-------------------	--	--------------

# Monoposto Championship Moto 1000, Classic And 1400

## QUALIFYING - RACE 2 - STATISTICS

CLASS : Classic

8 Starters

### Fastest Lap History

NO	NAME	LAP TIME	TIME OF DAY	LAP	VEHICLE
2	David COX	1:40.251	09:30:27.180	1	Ralt RT3
19	Nick CATANZARO	1:39.180	09:30:27.595	1	Formula Vauxhall Lotus
24	Robin DAWE	1:30.098	09:30:40.331	1	Formula Vauxhall Lotus
2	David COX	1:28.475	09:31:55.657	2	Ralt RT3
24	Robin DAWE	1:20.714	09:32:01.039	2	Formula Vauxhall Lotus
24	Robin DAWE	1:17.735	09:33:18.777	3	Formula Vauxhall Lotus
24	Robin DAWE	1:13.780	09:34:32.553	4	Formula Vauxhall Lotus
24	Robin DAWE	1:12.101	09:35:44.653	5	Formula Vauxhall Lotus
24	Robin DAWE	1:11.415	09:36:56.070	6	Formula Vauxhall Lotus
27	James RIMMER	1:10.555	09:41:18.005	9	Dallara F392
27	James RIMMER	1:09.940	09:43:40.722	11	Dallara F392

Weather / Track : Bright / Dry

These results are provisional until the conclusion of any judicial and technical matters.

Donington Park National  
Circuit Length = 1.9790 miles  
Start: 09:27 Flag 09:42 End: 09:44

Clerk Of Course :		Timekeeper :
-------------------	--	--------------

# Monoposto Championship Moto 1000, Classic And 1400

## QUALIFYING - RACE 2 - STATISTICS

CLASS : M1000

14 Starters

### Fastest Lap History

NO	NAME	LAP TIME	TIME OF DAY	LAP	VEHICLE
22	Dean WARREN	1:37.783	09:30:10.845	1	Speads RM04A
18	Tom RAWLINGS	1:37.685	09:30:11.913	1	JKS Mk 2
13	Adrian WRIGHT	1:32.229	09:30:12.085	1	GEM AW3
83	Dave WHEAL	1:31.212	09:30:12.813	1	Jedi Mk 4
101	Max HART	1:28.611	09:30:15.559	1	Leystone 1000
22	Dean WARREN	1:16.653	09:31:27.498	2	Speads RM04A
22	Dean WARREN	1:11.586	09:32:39.084	3	Speads RM04A
101	Max HART	1:11.429	09:34:02.617	4	Leystone 1000
98	Dominic SHEPHERD	1:10.766	09:36:53.510	6	JKS
101	Max HART	1:10.721	09:37:46.173	7	Leystone 1000
22	Dean WARREN	1:09.425	09:39:07.810	8	Speads RM04A

Weather / Track : Bright / Dry

These results are provisional until the conclusion of any judicial and technical matters.

Donington Park National  
Circuit Length = 1.9790 miles  
Start: 09:27 Flag 09:42 End: 09:44

Clerk Of Course :		Timekeeper :
-------------------	--	--------------

# Monoposto Championship Moto 1000, Classic And 1400

## RACE 2 - GRID (15 minutes)

ROW 14	27	<b>71</b> Zachary ANDERTON		26	<b>46</b> Jared WOOD
		1:32.229			1:31.212
ROW 13	25	<b>13</b> Adrian WRIGHT		24	<b>83</b> Dave WHEAL
		1:21.844			1:20.774
ROW 12	23	<b>57</b> Edward GUEST		22	<b>2</b> David COX
		1:20.714			1:20.628
ROW 11	21	<b>64</b> Marcus SHEARD		20	<b>7</b> Geoff FERN
		1:20.392			1:19.827
ROW 10	19	<b>50</b> Peter BROMAGE		18	<b>30</b> Andrew CARTMELL
		1:19.801			1:19.223
ROW 9	17	<b>25</b> Jim SPENCER		16	<b>19</b> Nick CATANZARO
		1:18.148			1:18.002
ROW 8	15	<b>8</b> Martin WRIGHT		14	<b>78</b> Myles CASTALDINI
		1:17.267			1:16.435
ROW 7	13	<b>95</b> Kyle CUTTS		12	<b>20</b> Jonathan REED
		1:15.518			1:15.474
ROW 6	11	<b>77</b> Nigel DAVERS		10	<b>18</b> Tom RAWLINGS
		1:13.655			1:11.594
ROW 5	9	<b>48</b> Morgan MCCOURT		8	<b>59</b> Roger WRIGHT
		1:11.415			1:10.692
ROW 4	7	<b>24</b> Robin DAWE		6	<b>101</b> Max HART
		1:10.286			1:09.944
ROW 3	5	<b>39</b> Craig HURRAN		4	<b>98</b> Dominic SHEPHERD
		1:09.940			1:09.425
ROW 2	3	<b>27</b> James RIMMER		2	<b>22</b> Dean WARREN
		1:08.519			
ROW 1	1	<b>3</b> Jason TIMMS			
		<b>Pole</b>			

Donington Park National  
Circuit Length = 1.9790 miles

These results are provisional until the conclusion of any judicial and technical matters.

Clerk Of Course :		Timekeeper :	
-------------------	--	--------------	--

# Monoposto Championship Moto 1000, Classic And 1400

## RACE 2 - CLASSIFICATION - AMENDED

POS	NO	CL	PIC NAME	ENTRY	LAPS	TIME	GAP	DIFF	MPH	BEST	ON
1	3	M1400	1 Jason TIMMS	Dallara 301	9	10:27.704			101.93	1:07.741	5
2	22	M1000	1 Dean WARREN	Speads RM04A	9	10:33.249	5.545	5.545	101.04	1:08.709	9
3	98	M1000	2 Dominic SHEPHERD	JKS	9	10:33.848	6.144	0.599	100.94	1:08.607	9
4	101	M1000	3 Max HART	Leastone 1000	9	10:45.043	17.339	11.195	99.19	1:10.468	8
5	27	Classic	1 James RIMMER	Dallara F392	9	10:53.974	26.270	8.931	97.84	1:09.841	6
6	24	Classic	2 Robin DAWE	Formula Vauxhall Lotus	9	11:00.839	33.135	6.865	96.82	1:11.623	6
7	59	M1000	4 Roger WRIGHT	Speads RM07	9	11:01.545	33.841	0.706	96.72	1:11.209	9
8	39	M1000	5 Craig HURRAN	Jedi Mk 6	9	11:02.557	34.853	1.012	96.57	1:10.926	8
9	18	M1000	6 Tom RAWLINGS	JKS Mk 2	9	11:03.235	35.531	0.678	96.47	1:12.105	6
10	83	M1000	7 Dave WHEAL	Jedi Mk 4	9	11:06.620	38.916	3.385	95.98	1:11.444	9
11	78	M1000	8 Myles CASTALDINI	Van Diemen RF94	9	11:15.235	47.531	8.615	94.76	1:13.336	5
12	46	Classic	3 Jared WOOD	Formula Vauxhall Lotus	9	11:24.937	57.233	9.702	93.41	1:13.302	5
13	7	M1400	2 Geoff FERN	Dallara 301	9	11:39.722	1:12.018	14.785	91.44	1:15.517	7
14	8	M1400	3 Martin WRIGHT	Dallara 301	9	11:41.560	1:13.856	1.838	91.20	1:15.382	8
15	77	M1000	9 Nigel DAVERS	Jedi Mk 6	8	10:37.412	1 Lap	1 Lap	89.20	1:13.204	5
16	95	M1000	10 Kyle CUTTS	Speads RM05	8	10:38.310	1 Lap	0.898	89.08	1:16.528	6
17	64	Classic	4 Marcus SHEARD	Reynard 883	8	10:45.159	1 Lap	6.849	88.13	1:18.557	8
18	30	M1000	11 Andrew CARTMELL	Revelation 1000	8	10:48.451	1 Lap	3.292	87.68	1:17.530	8
19	25	Classic	5 Jim SPENCER	Reynard 883	8	11:05.016	1 Lap	16.565	85.50	1:19.875	2
20	50	Classic	6 Peter BROMAGE	Ralt RT30	8	11:43.236	1 Lap	38.220	80.85	1:18.990	3

### NOT CLASSIFIED

DNF	2	Classic	David COX	Ralt RT3	8	10:47.734	1 Lap		87.78	1:18.804	8
DNF	48	M1000	Morgan MCCOURT	Leastone 1000	5	6:17.315	4 Laps	3 Laps	94.05	1:13.580	4
DNF	57	Classic	Edward GUEST	Anson SA3	2	2:55.379	7 Laps	3 Laps	80.47	1:21.208	2
DNF	19	Classic	Nick CATANZARO	Formula Vauxhall Lotus	1	1:59.298	8 Laps	1 Lap	58.57		

### FASTEST LAP

3	M1400	Jason TIMMS	Dallara 301	5	1:07.741	105.17 mph	169.26 kph
98	M1000	Dominic SHEPHERD	JKS	9	1:08.607	103.84 mph	167.12 kph
27	Classic	James RIMMER	Dallara F392	6	1:09.841	102.01 mph	164.17 kph

\*Car 2 - Not running at the showing of the red flag

Weather / Track : Bright / Dry

These results are provisional until the conclusion of any judicial and technical matters.

Donington Park National  
Circuit Length = 1.9790 miles  
Start: 12:35 Flag 12:45 End: 12:49

Clerk Of Course :	Timekeeper :
-------------------	--------------



# Monoposto Championship Moto 1000, Classic And 1400

## RACE 2 - LAP CHART

LAP 1 @ 12:36:42.613			LAP 2 @ 12:37:53.051			LAP 3 @ 12:39:02.925			LAP 4 @ 12:40:12.490			LAP 5 @ 12:41:20.231		
NO	BEHIND	LAP TIME	NO	BEHIND	LAP TIME	NO	BEHIND	LAP TIME	NO	BEHIND	LAP TIME	NO	BEHIND	LAP TIME
22		1:14.397	22		1:10.438	22		1:09.874	3		1:08.346	3		1:07.741
101	2.495	1:16.892	98	1.841	1:09.768	3	1.219	1:08.648	22	0.199	1:09.764	22	1.924	1:09.466
98	2.511	1:16.908	3	2.445	1:09.374	98	1.630	1:09.663	98	1.171	1:09.106	98	2.272	1:08.842
3	3.509	1:17.906	101	3.894	1:11.837	101	4.937	1:10.917	101	6.503	1:11.131	101	9.327	1:10.565
24	4.459	1:18.856	24	8.111	1:14.090	27	11.603	1:13.016	27	12.845	1:10.807	27	15.034	1:09.930
48	4.774	1:19.171	27	8.461	1:12.975	24	12.500	1:14.263	24	15.760	1:12.825	24	20.373	1:12.354
18	5.163	1:19.560	59	8.611	1:13.713	59	13.414	1:14.677	59	15.925	1:12.076	59	21.127	1:12.943
59	5.336	1:19.733	18	9.580	1:14.855	18	13.641	1:13.935	18	16.628	1:12.552	18	21.366	1:12.479
27	5.924	1:20.321	48	10.483	1:16.147	48	15.009	1:14.400	48	19.024	1:13.580	48	25.300	1:14.017
77	7.137	1:21.534	77	10.883	1:14.184	77	15.307	1:14.298	77	19.906	1:14.164	77	25.369	1:13.204
78	7.879	1:22.276	78	11.920	1:14.479	78	16.304	1:14.258	39	20.094	1:13.343	39	25.503	1:13.150
83	9.301	1:23.698	83	12.605	1:13.742	39	16.316	1:13.155	78	20.857	1:14.118	78	26.452	1:13.336
95	10.197	1:24.594	39	13.035	1:12.064	83	16.929	1:14.198	83	21.023	1:13.659	83	26.586	1:13.304
7	10.952	1:25.349	95	18.891	1:19.132	46	25.809	1:14.524	46	30.474	1:14.230	46	36.035	1:13.302
39	11.409	1:25.806	7	19.235	1:18.721	95	26.373	1:17.356	95	34.147	1:17.339	7	43.743	1:16.895
8	13.195	1:27.592	46	21.159	1:16.968	7	27.997	1:18.636	7	34.589	1:16.157	8	45.043	1:16.327
64	13.413	1:27.810	8	21.879	1:19.122	8	30.123	1:18.118	8	36.457	1:15.899	95	45.795	1:19.389
46	14.629	1:29.026	64	22.424	1:19.449	64	32.191	1:19.641	64	42.124	1:19.498	64	53.359	1:18.976
2	16.387	1:30.784	2	25.724	1:19.775	2	35.018	1:19.168	50	45.187	1:19.534	2	57.985	1:19.873
50	16.974	1:31.371	50	26.102	1:19.566	50	35.218	1:18.990	2	45.853	1:20.400	50	58.427	1:20.981
30	18.610	1:33.007	30	27.352	1:19.180	30	36.848	1:19.370	30	46.150	1:18.867	30	58.759	1:20.350
25	18.851	1:33.248	25	28.288	1:19.875	25	42.676	1:24.262	25	55.442	1:22.331	25	1:08.463	1:20.762
57	19.774	1:34.171	57	30.544	1:21.208									
13	20.943	1:35.340												
19	44.901	1:59.298 P												

Weather / Track : Bright / Dry

Results can be found at [www.tsl-timing.com](http://www.tsl-timing.com)

Page 1 of 2

Donington Park National  
 Circuit Length = 1.9790 miles  
 Start: 12:35 Flag 12:45 End: 12:49

Printed - 12:52 Saturday, 13 April 2019

# Monoposto Championship Moto 1000, Classic And 1400

## RACE 2 - LAP CHART

LAP 6 @ 12:42:28.748			LAP 7 @ 12:43:38.469			LAP 8 @ 12:44:48.069			LAP 9 @ 12:45:55.920		
NO	BEHIND	LAP TIME	NO	BEHIND	LAP TIME	NO	BEHIND	LAP TIME	NO	BEHIND	LAP TIME
<b>3</b>		1:08.517	<b>3</b>		1:09.721	<b>3</b>		1:09.600	<b>3</b>		1:07.851
<b>22</b>	2.739	1:09.332	<b>30</b>	1 Lap	1:20.537	<b>22</b>	4.687	1:10.773	<b>22</b>	5.545	1:08.709
<b>98</b>	2.865	1:09.110	<b>22</b>	3.514	1:10.496	<b>98</b>	5.388	1:11.325	<b>98</b>	6.144	1:08.607
<b>101</b>	11.736	1:10.926	<b>98</b>	3.663	1:10.519	<b>64</b>	1 Lap	1:21.134	<b>77</b>	1 Lap	1:31.880
<b>27</b>	16.358	1:09.841	<b>25</b>	1 Lap	1:22.328	<b>2</b>	1 Lap	1:19.003	<b>95</b>	1 Lap	1:25.647
<b>24</b>	23.479	1:11.623	<b>101</b>	12.915	1:10.900	<b>30</b>	1 Lap	1:19.610	<b>101</b>	17.339	1:11.407
<b>59</b>	24.600	1:11.990	<b>50</b>	1 Lap	1:33.738	<b>101</b>	13.783	1:10.468	<b>64</b>	1 Lap	1:18.557
<b>18</b>	24.954	1:12.105	<b>27</b>	16.529	1:09.892	<b>27</b>	23.624	1:16.695	<b>2</b>	1 Lap	1:18.804
<b>39</b>	28.887	1:11.901	<b>24</b>	25.728	1:11.970	<b>25</b>	1 Lap	1:21.214	<b>30</b>	1 Lap	1:17.530
<b>83</b>	30.069	1:12.000	<b>59</b>	27.501	1:12.622	<b>24</b>	28.766	1:12.638	<b>27</b>	26.270	1:10.497
<b>78</b>	32.031	1:14.096	<b>18</b>	28.044	1:12.811	<b>59</b>	30.483	1:12.582	<b>24</b>	33.135	1:12.220
<b>77</b>	34.242	1:17.390	<b>39</b>	30.295	1:11.129	<b>18</b>	30.872	1:12.428	<b>59</b>	33.841	1:11.209
<b>46</b>	40.854	1:13.336	<b>83</b>	32.294	1:11.946	<b>39</b>	31.621	1:10.926	<b>39</b>	34.853	1:11.083
<b>7</b>	51.538	1:16.312	<b>78</b>	36.031	1:13.721	<b>83</b>	35.323	1:12.629	<b>18</b>	35.531	1:12.510
<b>8</b>	52.665	1:16.139	<b>46</b>	45.499	1:14.366	<b>50</b>	1 Lap	1:34.869	<b>25</b>	1 Lap	1:20.996
<b>95</b>	53.806	1:16.528	<b>77</b>	55.279	1:30.758	<b>78</b>	40.164	1:13.733	<b>83</b>	38.916	1:11.444
<b>64</b>	1:04.936	1:20.094	<b>7</b>	57.334	1:15.517	<b>46</b>	50.693	1:14.794	<b>78</b>	47.531	1:15.218
<b>2</b>	1:09.395	1:19.927	<b>8</b>	58.706	1:15.762	<b>7</b>	1:03.307	1:15.573	<b>46</b>	57.233	1:14.391
			<b>95</b>	1:02.410	1:18.325	<b>8</b>	1:04.488	1:15.382	<b>7</b>	1:12.018	1:16.562
									<b>8</b>	1:13.856	1:17.219
									<b>50</b>	1 Lap	1:44.187

Weather / Track : Bright / Dry

Results can be found at [www.tsl-timing.com](http://www.tsl-timing.com)

Page 2 of 2

Donington Park National  
 Circuit Length = 1.9790 miles  
 Start: 12:35 Flag 12:45 End: 12:49

Printed - 12:52 Saturday, 13 April 2019

# Monoposto Championship Moto 1000, Classic And 1400

## RACE 2 - BEST SECTORS

SECTOR 1			SECTOR 2			SECTOR 3			IDEAL / BEST COMPARISON						
POS	NO	NAME	TIME	NO	NAME	TIME	NO	NAME	TIME	POS	NO	NAME	IDEAL	BEST	DIFF
													<b>PERFECT LAP</b>	<b>1:07.449</b>	
1	3	TIMMS	19.631	3	TIMMS	35.625	3	TIMMS	12.193	1	3	TIMMS	1:07.449	1:07.741	0.292
2	22	WARREN	19.941	22	WARREN	35.993	98	SHEPHERD	12.320	2	22	WARREN	1:08.509	1:08.709	0.200
3	98	SHEPHERD	20.135	98	SHEPHERD	36.075	27	RIMMER	12.353	3	98	SHEPHERD	1:08.530	1:08.607	0.077
4	39	HURRAN	20.445	27	RIMMER	36.325	101	HART	12.432	4	27	RIMMER	1:09.153	1:09.841	0.688
5	27	RIMMER	20.475	101	HART	37.220	22	WARREN	12.575	5	101	HART	1:10.224	1:10.468	0.244
6	101	HART	20.572	39	HURRAN	37.581	39	HURRAN	12.595	6	39	HURRAN	1:10.621	1:10.926	0.305
7	59	WRIGHT	20.604	83	WHEAL	37.619	18	RAWLINGS	12.791	7	59	WRIGHT	1:11.201	1:11.209	0.008
8	18	RAWLINGS	20.690	59	WRIGHT	37.772	83	WHEAL	12.800	8	83	WHEAL	1:11.353	1:11.444	0.091
9	24	DAWE	20.697	24	DAWE	37.779	59	WRIGHT	12.825	9	24	DAWE	1:11.488	1:11.623	0.135
10	46	WOOD	20.853	18	RAWLINGS	38.146	24	DAWE	13.012	10	18	RAWLINGS	1:11.627	1:12.105	0.478
11	77	DAVERS	20.897	77	DAVERS	38.740	78	CASTALDINI	13.108	11	77	DAVERS	1:12.839	1:13.204	0.365
12	78	CASTALDINI	20.929	48	MCCOURT	38.805	48	MCCOURT	13.136	12	46	WOOD	1:12.902	1:13.302	0.400
13	83	WHEAL	20.934	46	WOOD	38.857	46	WOOD	13.192	13	78	CASTALDINI	1:13.014	1:13.336	0.322
14	8	WRIGHT	21.275	78	CASTALDINI	38.977	77	DAVERS	13.202	14	48	MCCOURT	1:13.247	1:13.580	0.333
15	48	MCCOURT	21.306	7	FERN	39.717	95	CUTTS	13.208	15	8	WRIGHT	1:14.803	1:15.382	0.579
16	7	FERN	21.900	8	WRIGHT	39.825	7	FERN	13.287	16	7	FERN	1:14.904	1:15.517	0.613
17	95	CUTTS	22.368	95	CUTTS	40.387	8	WRIGHT	13.703	17	95	CUTTS	1:15.963	1:16.528	0.565
18	64	SHEARD	22.429	30	CARTMELL	41.237	50	BROMAGE	13.771	18	30	CARTMELL	1:17.530	1:17.530	0.000
19	30	CARTMELL	22.513	64	SHEARD	41.769	30	CARTMELL	13.780	19	64	SHEARD	1:18.177	1:18.557	0.380
20	2	COX	22.693	2	COX	41.868	64	SHEARD	13.979	20	2	COX	1:18.543	1:18.804	0.261
21	25	SPENCER	22.739	50	BROMAGE	42.207	2	COX	13.982	21	50	BROMAGE	1:18.811	1:18.990	0.179
22	50	BROMAGE	22.833	25	SPENCER	42.285	25	SPENCER	14.030	22	25	SPENCER	1:19.054	1:19.875	0.821
23	57	GUEST	23.513	57	GUEST	43.127	57	GUEST	14.568	23	57	GUEST	1:21.208	1:21.208	0.000
24				13	WRIGHT	44.905	13	WRIGHT	15.116	24	19	CATANZARO			
25				19	CATANZARO	55.963				25	13	WRIGHT			

Weather / Track : Bright / Dry

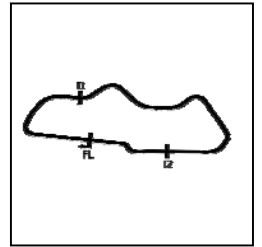
Results can be found at [www.tsl-timing.com](http://www.tsl-timing.com)

Donington Park National  
 Circuit Length = 1.9790 miles  
 Start: 12:35 Flag 12:45 End: 12:49

Printed - 12:51 Saturday, 13 April 2019

# Monoposto Championship Moto 1000, Classic And 1400

## RACE 2 - SECTOR ANALYSIS



SECTOR 1 = FL to I1, SECTOR 2 = I1 to I2, SECTOR 3 = I2 to FL, DIFF = Difference To Personal Best Lap, P = Crossed Finish Line in Pit Lane, D = Time Disallowed

P1 3 M1400 Jason TIMMS			Dallara 301				
IDEAL LAP TIME : 1:07.449		BEST LAP TIME : 1:07.741		DIFFERENCE : 0.292			
LAP	SECTOR 1	SECTOR 2	SECTOR 3	LAP TIME	MPH	DIFF	TIME OF DAY
1 -			14.288	1:17.906	91.45	10.165	12:36:46.122
2 -	20.530	36.651	<b>12.193</b>	1:09.374	102.69	1.633	12:37:55.496
3 -	20.008	36.327	12.313	1:08.648	103.78	0.907	12:39:04.144
4 -	19.972	35.809	12.565	1:08.346 (3)	104.24	0.605	12:40:12.490
5 -	19.732	<b>35.625</b>	12.384	<b>1:07.741 (1)</b>	<b>105.17</b>		<b>12:41:20.231</b>
6 -	<b>19.631</b>	35.874	13.012	1:08.517	103.98	0.776	12:42:28.748
7 -	19.984	36.347	13.390	1:09.721	102.18	1.980	12:43:38.469
8 -	19.985	37.372	12.243	1:09.600	102.36	1.859	12:44:48.069
9 -	19.810	35.691	12.350	1:07.851 (2)	105.00	0.110	12:45:55.920

P2 22 M1000 Dean WARREN			Speads RM04A				
IDEAL LAP TIME : 1:08.509		BEST LAP TIME : 1:08.709		DIFFERENCE : 0.200			
LAP	SECTOR 1	SECTOR 2	SECTOR 3	LAP TIME	MPH	DIFF	TIME OF DAY
1 -			12.738	1:14.397	95.76	5.688	12:36:42.613
2 -	20.238	37.243	12.957	1:10.438	101.14	1.729	12:37:53.051
3 -	20.229	36.954	12.691	1:09.874	101.96	1.165	12:39:02.925
4 -	20.113	37.006	12.645	1:09.764	102.12	1.055	12:40:12.689
5 -	20.118	36.773	<b>12.575</b>	1:09.466 (3)	102.56	0.757	12:41:22.155
6 -	20.127	36.416	12.789	1:09.332 (2)	102.76	0.623	12:42:31.487
7 -	20.547	37.008	12.941	1:10.496	101.06	1.787	12:43:41.983
8 -	20.126	37.910	12.737	1:10.773	100.66	2.064	12:44:52.756
9 -	<b>19.941</b>	<b>35.993</b>	12.775	<b>1:08.709 (1)</b>	<b>103.69</b>		<b>12:46:01.465</b>

P3 98 M1000 Dominic SHEPHERD			JKS				
IDEAL LAP TIME : 1:08.530		BEST LAP TIME : 1:08.607		DIFFERENCE : 0.077			
LAP	SECTOR 1	SECTOR 2	SECTOR 3	LAP TIME	MPH	DIFF	TIME OF DAY
1 -			13.410	1:16.908	92.63	8.301	12:36:45.124
2 -	20.445	36.977	12.346	1:09.768	102.11	1.161	12:37:54.892
3 -	20.168	36.723	12.772	1:09.663	102.27	1.056	12:39:04.555
4 -	20.336	36.450	<b>12.320</b>	1:09.106 (3)	103.09	0.499	12:40:13.661
5 -	20.149	36.267	12.426	1:08.842 (2)	103.49	0.235	12:41:22.503
6 -	<b>20.135</b>	36.359	12.616	1:09.110	103.09	0.503	12:42:31.613
7 -	20.692	37.007	12.820	1:10.519	101.03	1.912	12:43:42.132
8 -	21.005	37.209	13.111	1:11.325	99.88	2.718	12:44:53.457
9 -	20.178	<b>36.075</b>	12.354	<b>1:08.607 (1)</b>	<b>103.84</b>		<b>12:46:02.064</b>

P4 101 M1000 Max HART			Leystone 1000				
IDEAL LAP TIME : 1:10.224		BEST LAP TIME : 1:10.468		DIFFERENCE : 0.244			
LAP	SECTOR 1	SECTOR 2	SECTOR 3	LAP TIME	MPH	DIFF	TIME OF DAY
1 -			13.479	1:16.892	92.65	6.424	12:36:45.108
2 -	21.312	37.965	12.560	1:11.837	99.17	1.369	12:37:56.945
3 -	20.963	37.522	<b>12.432</b>	1:10.917	100.46	0.449	12:39:07.862
4 -	20.811	37.554	12.766	1:11.131	100.16	0.663	12:40:18.993
5 -	20.792	<b>37.220</b>	12.553	1:10.565 (2)	100.96	0.097	12:41:29.558
6 -	20.827	37.438	12.661	1:10.926	100.45	0.458	12:42:40.484
7 -	20.680	37.287	12.933	1:10.900 (3)	100.48	0.432	12:43:51.384
8 -	20.669	37.223	12.576	<b>1:10.468 (1)</b>	<b>101.10</b>		<b>12:45:01.852</b>
9 -	<b>20.572</b>	38.128	12.707	1:11.407	99.77	0.939	12:46:13.259

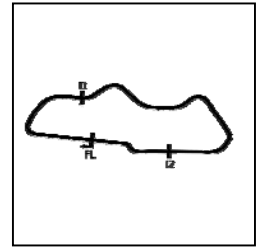
P5 27 Classic James RIMMER			Dallara F392				
IDEAL LAP TIME : 1:09.153		BEST LAP TIME : 1:09.841		DIFFERENCE : 0.688			
LAP	SECTOR 1	SECTOR 2	SECTOR 3	LAP TIME	MPH	DIFF	TIME OF DAY
1 -			13.554	1:20.321	88.70	10.480	12:36:48.537
2 -	21.031	38.260	13.684	1:12.975	97.63	3.134	12:38:01.512
3 -	21.074	39.057	12.885	1:13.016	97.57	3.175	12:39:14.528
4 -	20.876	37.354	12.577	1:10.807	100.62	0.966	12:40:25.335

Weather / Track : Bright / Dry

Donington Park National  
Circuit Length = 1.9790 miles  
Start: 12:35 Flag 12:45 End: 12:49

# Monoposto Championship Moto 1000, Classic And 1400

## RACE 2 - SECTOR ANALYSIS



SECTOR 1 = FL to I1, SECTOR 2 = I1 to I2, SECTOR 3 = I2 to FL, DIFF = Difference To Personal Best Lap, P = Crossed Finish Line in Pit Lane, D = Time Disallowed

5 -	20.756	36.739	12.435	1:09.930 (3)	101.88	0.089	12:41:35.265
<b>6 -</b>	<b>20.475</b>	36.993	12.373	<b>1:09.841 (1)</b>	<b>102.01</b>		<b>12:42:45.106</b>
7 -	20.650	36.889	<b>12.353</b>	1:09.892 (2)	101.93	0.051	12:43:54.998
8 -	23.659	39.698	13.338	1:16.695	92.89	6.854	12:45:11.693
9 -	20.718	<b>36.325</b>	13.454	1:10.497	101.06	0.656	12:46:22.190

<b>P6</b>	<b>24 Classic</b>	<b>Robin DAWE</b>	Formula Vauxhall Lotus				
IDEAL LAP TIME : 1:11.488		BEST LAP TIME : 1:11.623		DIFFERENCE : 0.135			
LAP	SECTOR 1	SECTOR 2	SECTOR 3	LAP TIME	MPH	DIFF	TIME OF DAY

1 -			13.815	1:18.856	90.35	7.233	12:36:47.072
2 -	21.583	38.839	13.668	1:14.090	96.16	2.467	12:38:01.162
3 -	21.201	39.216	13.846	1:14.263	95.93	2.640	12:39:15.425
4 -	21.106	38.495	13.224	1:12.825	97.83	1.202	12:40:28.250
5 -	21.196	38.111	13.047	1:12.354	98.46	0.731	12:41:40.604
<b>6 -</b>	20.832	<b>37.779</b>	<b>13.012</b>	<b>1:11.623 (1)</b>	<b>99.47</b>		<b>12:42:52.227</b>
7 -	20.818	37.829	13.323	1:11.970 (2)	98.99	0.347	12:44:04.197
8 -	<b>20.697</b>	38.602	13.339	1:12.638	98.08	1.015	12:45:16.835
9 -	20.833	38.240	13.147	1:12.220 (3)	98.65	0.597	12:46:29.055

<b>P7</b>	<b>59 M1000</b>	<b>Roger WRIGHT</b>	Speads RM07				
IDEAL LAP TIME : 1:11.201		BEST LAP TIME : 1:11.209		DIFFERENCE : 0.008			
LAP	SECTOR 1	SECTOR 2	SECTOR 3	LAP TIME	MPH	DIFF	TIME OF DAY

1 -			13.487	1:19.733	89.35	8.524	12:36:47.949
2 -	20.891	38.735	14.087	1:13.713	96.65	2.504	12:38:01.662
3 -	21.131	38.903	14.643	1:14.677	95.40	3.468	12:39:16.339
4 -	20.791	38.216	13.069	1:12.076 (3)	98.84	0.867	12:40:28.415
5 -	21.246	38.223	13.474	1:12.943	97.67	1.734	12:41:41.358
6 -	20.930	38.108	12.952	1:11.990 (2)	98.96	0.781	12:42:53.348
7 -	21.409	38.388	<b>12.825</b>	1:12.622	98.10	1.413	12:44:05.970
8 -	21.258	38.440	12.884	1:12.582	98.15	1.373	12:45:18.552
<b>9 -</b>	<b>20.604</b>	<b>37.772</b>	12.833	<b>1:11.209 (1)</b>	<b>100.05</b>		<b>12:46:29.761</b>

<b>P8</b>	<b>39 M1000</b>	<b>Craig HURRAN</b>	Jedi Mk 6				
IDEAL LAP TIME : 1:10.621		BEST LAP TIME : 1:10.926		DIFFERENCE : 0.305			
LAP	SECTOR 1	SECTOR 2	SECTOR 3	LAP TIME	MPH	DIFF	TIME OF DAY

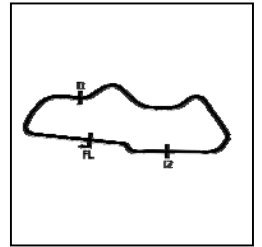
1 -			22.421	1:25.806	83.03	14.880	12:36:54.022
2 -	21.747	<b>37.581</b>	12.736	1:12.064	98.86	1.138	12:38:06.086
3 -	20.953	39.234	12.968	1:13.155	97.39	2.229	12:39:19.241
4 -	20.782	39.180	13.381	1:13.343	97.14	2.417	12:40:32.584
5 -	20.909	38.564	13.677	1:13.150	97.39	2.224	12:41:45.734
6 -	21.143	38.014	12.744	1:11.901	99.08	0.975	12:42:57.635
7 -	20.624	37.729	12.776	1:11.129 (3)	100.16	0.203	12:44:08.764
<b>8 -</b>	20.532	37.799	<b>12.595</b>	<b>1:10.926 (1)</b>	<b>100.45</b>		<b>12:45:19.690</b>
9 -	<b>20.445</b>	38.001	12.637	1:11.083 (2)	100.22	0.157	12:46:30.773

<b>P9</b>	<b>18 M1000</b>	<b>Tom RAWLINGS</b>	JKS Mk 2				
IDEAL LAP TIME : 1:11.627		BEST LAP TIME : 1:12.105		DIFFERENCE : 0.478			
LAP	SECTOR 1	SECTOR 2	SECTOR 3	LAP TIME	MPH	DIFF	TIME OF DAY

1 -			13.685	1:19.560	89.55	7.455	12:36:47.776
2 -	21.779	39.872	13.204	1:14.855	95.17	2.750	12:38:02.631
3 -	21.183	38.862	13.890	1:13.935	96.36	1.830	12:39:16.566
4 -	21.229	38.351	12.972	1:12.552	98.20	0.447	12:40:29.118
5 -	21.103	38.253	13.123	1:12.479 (3)	98.29	0.374	12:41:41.597
<b>6 -</b>	20.985	<b>38.146</b>	12.974	<b>1:12.105 (1)</b>	<b>98.80</b>		<b>12:42:53.702</b>
7 -	21.344	38.615	12.852	1:12.811	97.85	0.706	12:44:06.513
8 -	21.000	38.637	<b>12.791</b>	1:12.428 (2)	98.36	0.323	12:45:18.941
9 -	<b>20.690</b>	39.004	12.816	1:12.510	98.25	0.405	12:46:31.451

# Monoposto Championship Moto 1000, Classic And 1400

## RACE 2 - SECTOR ANALYSIS



SECTOR 1 = FL to I1, SECTOR 2 = I1 to I2, SECTOR 3 = I2 to FL, DIFF = Difference To Personal Best Lap, P = Crossed Finish Line in Pit Lane, D = Time Disallowed

P10 83 M1000 Dave WHEAL				Jedi Mk 4			
IDEAL LAP TIME : 1:11.353		BEST LAP TIME : 1:11.444		DIFFERENCE : 0.091			
LAP	SECTOR 1	SECTOR 2	SECTOR 3	LAP TIME	MPH	DIFF	TIME OF DAY
1 -			13.816	1:23.698	85.12	12.254	12:36:51.914
2 -	21.781	38.824	13.137	1:13.742	96.61	2.298	12:38:05.656
3 -	21.204	39.891	13.103	1:14.198	96.02	2.754	12:39:19.854
4 -	21.282	39.280	13.097	1:13.659	96.72	2.215	12:40:33.513
5 -	21.623	38.741	12.940	1:13.304	97.19	1.860	12:41:46.817
6 -	<b>20.934</b>	38.129	12.937	1:12.000 (3)	98.95	0.556	12:42:58.817
7 -	21.114	37.860	12.972	1:11.946 (2)	99.02	0.502	12:44:10.763
8 -	20.987	38.593	13.049	1:12.629	98.09	1.185	12:45:23.392
9 -	21.025	<b>37.619</b>	<b>12.800</b>	<b>1:11.444 (1)</b>	<b>99.72</b>		<b>12:46:34.836</b>

P11 78 M1000 Myles CASTALDINI				Van Diemen RF94			
IDEAL LAP TIME : 1:13.014		BEST LAP TIME : 1:13.336		DIFFERENCE : 0.322			
LAP	SECTOR 1	SECTOR 2	SECTOR 3	LAP TIME	MPH	DIFF	TIME OF DAY
1 -			14.417	1:22.276	86.59	8.940	12:36:50.492
2 -	21.676	39.534	13.269	1:14.479	95.65	1.143	12:38:04.971
3 -	21.354	39.469	13.435	1:14.258	95.94	0.922	12:39:19.229
4 -	21.324	39.555	13.239	1:14.118	96.12	0.782	12:40:33.347
5 -	21.251	<b>38.977</b>	<b>13.108</b>	<b>1:13.336 (1)</b>	<b>97.15</b>		<b>12:41:46.683</b>
6 -	21.698	39.165	13.233	1:14.096	96.15	0.760	12:43:00.779
7 -	21.370	38.990	13.361	1:13.721 (2)	96.64	0.385	12:44:14.500
8 -	21.094	39.218	13.421	1:13.733 (3)	96.62	0.397	12:45:28.233
9 -	<b>20.929</b>	40.329	13.960	1:15.218	94.71	1.882	12:46:43.451

P12 46 Classic Jared WOOD				Formula Vauxhall Lotus			
IDEAL LAP TIME : 1:12.902		BEST LAP TIME : 1:13.302		DIFFERENCE : 0.400			
LAP	SECTOR 1	SECTOR 2	SECTOR 3	LAP TIME	MPH	DIFF	TIME OF DAY
1 -		42.325	14.135	1:29.026	80.02	15.724	12:36:57.242
2 -	21.885	41.268	13.815	1:16.968	92.56	3.666	12:38:14.210
3 -	21.362	39.897	13.265	1:14.524	95.60	1.222	12:39:28.734
4 -	21.309	39.660	13.261	1:14.230 (3)	95.98	0.928	12:40:42.964
5 -	21.041	<b>38.857</b>	13.404	<b>1:13.302 (1)</b>	<b>97.19</b>		<b>12:41:56.266</b>
6 -	20.970	39.174	<b>13.192</b>	1:13.336 (2)	97.15	0.034	12:43:09.602
7 -	21.216	39.902	13.248	1:14.366	95.80	1.064	12:44:23.968
8 -	<b>20.853</b>	40.301	13.640	1:14.794	95.25	1.492	12:45:38.762
9 -	21.269	39.465	13.657	1:14.391	95.77	1.089	12:46:53.153

P13 7 M1400 Geoff FERN				Dallara 301			
IDEAL LAP TIME : 1:14.904		BEST LAP TIME : 1:15.517		DIFFERENCE : 0.613			
LAP	SECTOR 1	SECTOR 2	SECTOR 3	LAP TIME	MPH	DIFF	TIME OF DAY
1 -			14.085	1:25.349	83.47	9.832	12:36:53.565
2 -	22.851	42.148	13.722	1:18.721	90.50	3.204	12:38:12.286
3 -	22.549	42.229	13.858	1:18.636	90.60	3.119	12:39:30.922
4 -	22.296	40.574	<b>13.287</b>	1:16.157 (3)	93.55	0.640	12:40:47.079
5 -	22.694	40.860	13.341	1:16.895	92.65	1.378	12:42:03.974
6 -	22.083	40.785	13.444	1:16.312	93.36	0.795	12:43:20.286
7 -	21.919	40.021	13.577	<b>1:15.517 (1)</b>	<b>94.34</b>		<b>12:44:35.803</b>
8 -	22.471	<b>39.717</b>	13.385	1:15.573 (2)	94.27	0.056	12:45:51.376
9 -	<b>21.900</b>	40.692	13.970	1:16.562	93.05	1.045	12:47:07.938

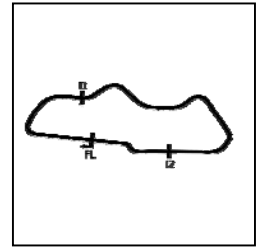
P14 8 M1400 Martin WRIGHT				Dallara 301			
IDEAL LAP TIME : 1:14.803		BEST LAP TIME : 1:15.382		DIFFERENCE : 0.579			
LAP	SECTOR 1	SECTOR 2	SECTOR 3	LAP TIME	MPH	DIFF	TIME OF DAY
1 -			14.677	1:27.592	81.33	12.210	12:36:55.808
2 -	22.363	41.983	14.776	1:19.122	90.04	3.740	12:38:14.930
3 -	22.083	41.675	14.360	1:18.118	91.20	2.736	12:39:33.048
4 -	21.281	40.728	13.890	1:15.899 (3)	93.87	0.517	12:40:48.947

Weather / Track : Bright / Dry

Donington Park National  
Circuit Length = 1.9790 miles  
Start: 12:35 Flag 12:45 End: 12:49

# Monoposto Championship Moto 1000, Classic And 1400

## RACE 2 - SECTOR ANALYSIS



SECTOR 1 = FL to I1, SECTOR 2 = I1 to I2, SECTOR 3 = I2 to FL, DIFF = Difference To Personal Best Lap, P = Crossed Finish Line in Pit Lane, D = Time Disallowed

5 -	21.712	40.912	<b>13.703</b>	1:16.327	93.34	0.945	12:42:05.274
6 -	21.384	40.849	13.906	1:16.139	93.57	0.757	12:43:21.413
7 -	21.773	40.225	13.764	1:15.762 (2)	94.03	0.380	12:44:37.175
<b>8 -</b>	<b>21.708</b>	<b>39.825</b>	13.849	<b>1:15.382 (1)</b>	<b>94.51</b>		<b>12:45:52.557</b>
9 -	<b>21.275</b>	41.019	14.925	1:17.219	92.26	1.837	12:47:09.776

### P15 77 M1000 Nigel DAVERS

Jedi Mk 6

IDEAL LAP TIME : 1:12.839 BEST LAP TIME : 1:13.204 DIFFERENCE : 0.365

LAP	SECTOR 1	SECTOR 2	SECTOR 3	LAP TIME	MPH	DIFF	TIME OF DAY
1 -			14.157	1:21.534	87.38	8.330	12:36:49.750
2 -	21.080	39.457	13.647	1:14.184 (3)	96.04	0.980	12:38:03.934
3 -	22.139	38.957	<b>13.202</b>	1:14.298	95.89	1.094	12:39:18.232
4 -	21.659	39.239	13.266	1:14.164 (2)	96.06	0.960	12:40:32.396
<b>5 -</b>	<b>20.897</b>	<b>38.740</b>	13.567	<b>1:13.204 (1)</b>	<b>97.32</b>		<b>12:41:45.600</b>
6 -	21.027	41.024	15.339	1:17.390	92.06	4.186	12:43:02.990
7 -	27.083	48.007	15.668	1:30.758	78.50	17.554	12:44:33.748
8 -	26.475	49.228	16.177	1:31.880	77.54	18.676	12:46:05.628

### P16 95 M1000 Kyle CUTTS

Speds RM05

IDEAL LAP TIME : 1:15.963 BEST LAP TIME : 1:16.528 DIFFERENCE : 0.565

LAP	SECTOR 1	SECTOR 2	SECTOR 3	LAP TIME	MPH	DIFF	TIME OF DAY
1 -			14.463	1:24.594	84.22	8.066	12:36:52.810
2 -	23.231	42.342	13.559	1:19.132	90.03	2.604	12:38:11.942
3 -	22.639	41.084	13.633	1:17.356 (3)	92.10	0.828	12:39:29.298
4 -	22.803	41.004	13.532	1:17.339 (2)	92.12	0.811	12:40:46.637
5 -	23.393	42.516	13.480	1:19.389	89.74	2.861	12:42:06.026
<b>6 -</b>	<b>22.574</b>	<b>40.387</b>	13.567	<b>1:16.528 (1)</b>	<b>93.09</b>		<b>12:43:22.554</b>
7 -	23.701	41.416	<b>13.208</b>	1:18.325	90.96	1.797	12:44:40.879
8 -	<b>22.368</b>	42.576	20.703	1:25.647	83.18	9.119	12:46:06.526

### P17 64 Classic Marcus SHEARD

Reynard 883

IDEAL LAP TIME : 1:18.177 BEST LAP TIME : 1:18.557 DIFFERENCE : 0.380

LAP	SECTOR 1	SECTOR 2	SECTOR 3	LAP TIME	MPH	DIFF	TIME OF DAY
1 -			14.396	1:27.810	81.13	9.253	12:36:56.026
2 -	22.898	42.378	14.173	1:19.449 (3)	89.67	0.892	12:38:15.475
3 -	23.032	42.245	14.364	1:19.641	89.45	1.084	12:39:35.116
4 -	<b>22.429</b>	42.818	14.251	1:19.498	89.62	0.941	12:40:54.614
5 -	22.750	41.903	14.323	1:18.976 (2)	90.21	0.419	12:42:13.590
6 -	22.896	43.219	<b>13.979</b>	1:20.094	88.95	1.537	12:43:33.684
7 -	23.001	43.471	14.662	1:21.134	87.81	2.577	12:44:54.818
<b>8 -</b>	22.805	<b>41.769</b>	13.983	<b>1:18.557 (1)</b>	<b>90.69</b>		<b>12:46:13.375</b>

### P18 2 Classic David COX

Ralt RT3

IDEAL LAP TIME : 1:18.543 BEST LAP TIME : 1:18.804 DIFFERENCE : 0.261

LAP	SECTOR 1	SECTOR 2	SECTOR 3	LAP TIME	MPH	DIFF	TIME OF DAY
1 -		43.526	14.877	1:30.784	78.47	11.980	12:36:59.000
2 -	23.431	42.146	14.198	1:19.775	89.30	0.971	12:38:18.775
3 -	22.852	42.126	14.190	1:19.168 (3)	89.99	0.364	12:39:37.943
4 -	23.586	42.387	14.427	1:20.400	88.61	1.596	12:40:58.343
5 -	23.650	41.973	14.250	1:19.873	89.19	1.069	12:42:18.216
6 -	23.171	42.215	14.541	1:19.927	89.13	1.123	12:43:38.143
7 -	<b>22.693</b>	42.328	<b>13.982</b>	1:19.003 (2)	90.18	0.199	12:44:57.146
<b>8 -</b>	22.697	<b>41.868</b>	14.239	<b>1:18.804 (1)</b>	<b>90.40</b>		<b>12:46:15.950</b>

### P19 30 M1000 Andrew CARTMELL

Revelation 1000

IDEAL LAP TIME : 1:17.530 BEST LAP TIME : 1:17.530 DIFFERENCE : 0.000

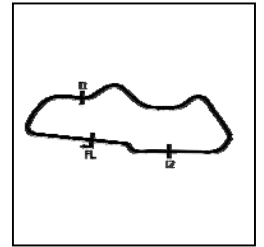
LAP	SECTOR 1	SECTOR 2	SECTOR 3	LAP TIME	MPH	DIFF	TIME OF DAY
1 -		44.757	14.629	1:33.007	76.60	15.477	12:37:01.223
2 -	23.148	42.161	13.871	1:19.180 (3)	89.98	1.650	12:38:20.403

Weather / Track : Bright / Dry

Donington Park National  
Circuit Length = 1.9790 miles  
Start: 12:35 Flag 12:45 End: 12:49

# Monoposto Championship Moto 1000, Classic And 1400

## RACE 2 - SECTOR ANALYSIS



SECTOR 1 = FL to I1, SECTOR 2 = I1 to I2, SECTOR 3 = I2 to FL, DIFF = Difference To Personal Best Lap, P = Crossed Finish Line in Pit Lane, D = Time Disallowed

3 -	22.969	42.564	13.837	1:19.370	89.76	1.840	12:39:39.773
4 -	22.813	42.251	13.803	1:18.867 (2)	90.33	1.337	12:40:58.640
5 -	23.600	42.692	14.058	1:20.350	88.67	2.820	12:42:18.990
6 -	23.146	42.853	14.538	1:20.537	88.46	3.007	12:43:39.527
7 -	23.217	42.494	13.899	1:19.610	89.49	2.080	12:44:59.137
8 -	<b>22.513</b>	<b>41.237</b>	<b>13.780</b>	<b>1:17.530 (1)</b>	<b>91.89</b>		<b>12:46:16.667</b>

<b>P20</b>	<b>25 Classic</b>	<b>Jim SPENCER</b>	Reynard 883				
IDEAL LAP TIME : 1:19.054		BEST LAP TIME : 1:19.875		DIFFERENCE : 0.821			
LAP	SECTOR 1	SECTOR 2	SECTOR 3	LAP TIME	MPH	DIFF	TIME OF DAY

1 -		44.842	14.472	1:33.248	76.40	13.373	12:37:01.464
2 -	23.410	<b>42.285</b>	14.180	<b>1:19.875 (1)</b>	<b>89.19</b>		<b>12:38:21.339</b>
3 -	23.379	45.120	15.763	1:24.262	84.55	4.387	12:39:45.601
4 -	23.622	44.629	14.080	1:22.331	86.53	2.456	12:41:07.932
5 -	22.947	43.785	<b>14.030</b>	1:20.762 (2)	88.21	0.887	12:42:28.694
6 -	23.711	43.698	14.919	1:22.328	86.53	2.453	12:43:51.022
7 -	22.871	43.616	14.727	1:21.214	87.72	1.339	12:45:12.236
8 -	<b>22.739</b>	43.818	14.439	1:20.996 (3)	87.96	1.121	12:46:33.232

<b>P21</b>	<b>50 Classic</b>	<b>Peter BROMAGE</b>	Ralt RT30				
IDEAL LAP TIME : 1:18.811		BEST LAP TIME : 1:18.990		DIFFERENCE : 0.179			
LAP	SECTOR 1	SECTOR 2	SECTOR 3	LAP TIME	MPH	DIFF	TIME OF DAY

1 -		44.164	14.173	1:31.371	77.97	12.381	12:36:59.587
2 -	23.171	42.350	14.045	1:19.566 (3)	89.54	0.576	12:38:19.153
3 -	<b>22.833</b>	42.386	<b>13.771</b>	<b>1:18.990 (1)</b>	<b>90.19</b>		<b>12:39:38.143</b>
4 -	23.085	<b>42.207</b>	14.242	1:19.534 (2)	89.57	0.544	12:40:57.677
5 -	24.011	42.629	14.341	1:20.981	87.97	1.991	12:42:18.658
6 -	23.154	42.776	27.808	1:33.738	76.00	14.748	12:43:52.396
7 -	26.086	51.699	17.084	1:34.869	75.09	15.879	12:45:27.265
8 -	29.003	54.837	20.347	1:44.187	68.38	25.197	12:47:11.452

<b>P22</b>	<b>48 M1000</b>	<b>Morgan MCCOURT</b>	Leystone 1000				
IDEAL LAP TIME : 1:13.247		BEST LAP TIME : 1:13.580		DIFFERENCE : 0.333			
LAP	SECTOR 1	SECTOR 2	SECTOR 3	LAP TIME	MPH	DIFF	TIME OF DAY

1 -			13.982	1:19.171	89.99	5.591	12:36:47.387
2 -	21.820	40.774	13.553	1:16.147	93.56	2.567	12:38:03.534
3 -	22.226	<b>38.805</b>	13.369	1:14.400 (3)	95.76	0.820	12:39:17.934
4 -	21.627	38.817	<b>13.136</b>	<b>1:13.580 (1)</b>	<b>96.82</b>		<b>12:40:31.514</b>
5 -	<b>21.306</b>	39.002	13.709	1:14.017 (2)	96.25	0.437	12:41:45.531

<b>P23</b>	<b>57 Classic</b>	<b>Edward GUEST</b>	Anson SA3				
IDEAL LAP TIME : 1:21.208		BEST LAP TIME : 1:21.208		DIFFERENCE : 0.000			
LAP	SECTOR 1	SECTOR 2	SECTOR 3	LAP TIME	MPH	DIFF	TIME OF DAY

1 -		44.875	14.919	1:34.171 (2)	75.65	12.963	12:37:02.387
2 -	<b>23.513</b>	<b>43.127</b>	<b>14.568</b>	<b>1:21.208 (1)</b>	<b>87.73</b>		<b>12:38:23.595</b>

<b>P24</b>	<b>13 M1000</b>	<b>Adrian WRIGHT</b>	GEM AW3				
IDEAL LAP TIME :		BEST LAP TIME :		DIFFERENCE :			
LAP	SECTOR 1	SECTOR 2	SECTOR 3	LAP TIME	MPH	DIFF	TIME OF DAY

1 -	<b>OUTLAP</b>	<b>44.905</b>	<b>15.116</b>	1:35.340	74.72		12:37:03.556
-----	---------------	---------------	---------------	----------	-------	--	--------------

<b>P25</b>	<b>19 Classic</b>	<b>Nick CATANZARO</b>	Formula Vauxhall Lotus				
IDEAL LAP TIME :		BEST LAP TIME :		DIFFERENCE :			
LAP	SECTOR 1	SECTOR 2	SECTOR 3	LAP TIME	MPH	DIFF	TIME OF DAY

1 -		<b>55.963</b>	<b>IN PIT</b>	1:59.298 P	59.72		12:37:27.514
-----	--	---------------	---------------	------------	-------	--	--------------



# Monoposto Championship Moto 1000, Classic And 1400

## RACE 2 - STATISTICS

**Competitors Started** 25  
**Planned Start** 2019-04-13 @ 12:30:00.000  
**Actual Start** 2019-04-13 @ 12:35:28.216  
**Finish Time** 2019-04-13 @ 12:45:55.919  
**Track Length** 1.9790mi.  
**Total Laps** 191  
**Total Distance Covered** 378.0018mi.

### Session Fastest Lap History

NO	CL	NAME	LAP TIME	TIME OF DAY	LAP	VEHICLE
22	M1000	Dean WARREN	1:14.397	12:36:42.618	1	Speads RM04A
22	M1000	Dean WARREN	1:10.438	12:37:53.056	2	Speads RM04A
98	M1000	Dominic SHEPHERD	1:09.768	12:37:54.896	2	JKS
3	M1400	Jason TIMMS	1:09.374	12:37:55.505	2	Dallara 301
3	M1400	Jason TIMMS	1:08.648	12:39:04.152	3	Dallara 301
3	M1400	Jason TIMMS	1:08.346	12:40:12.497	4	Dallara 301
3	M1400	Jason TIMMS	1:07.741	12:41:20.236	5	Dallara 301

### Session Leader History

NO	CL	NAME	FROM LAP	LAPS LED	DISTANCE	VEHICLE
22	M1000	Dean WARREN	1	3	5.89 miles	Speads RM04A
3	M1400	Jason TIMMS	4	6	11.87 miles	Dallara 301

### Flag History

TYPE	TIME OF DAY
GREEN	12:35:28.216
FINISH	12:45:55.919

### Flag Statistics

TYPE	COUNT	TOTAL LAPS	TOTAL TIME
Green	1	9	14:25.706
Red	0	0	0.000
Safety Car	0	0	0.000
FCY	0	0	0.000

Weather / Track : Bright / Dry

These results are provisional until the conclusion of any judicial and technical matters.

Donington Park National  
Circuit Length = 1.9790 miles  
Start: 12:35 Flag 12:45 End: 12:49

Clerk Of Course :	Timekeeper :
-------------------	--------------

# Monoposto Championship Moto 1000, Classic And 1400

## RACE 2 - STATISTICS

CLASS : M1400

3 Starters

### Fastest Lap History

NO	NAME	LAP TIME	TIME OF DAY	LAP	VEHICLE
3	Jason TIMMS	1:17.906	12:36:46.130	1	Dallara 301
3	Jason TIMMS	1:09.374	12:37:55.505	2	Dallara 301
3	Jason TIMMS	1:08.648	12:39:04.152	3	Dallara 301
3	Jason TIMMS	1:08.346	12:40:12.497	4	Dallara 301
3	Jason TIMMS	1:07.741	12:41:20.236	5	Dallara 301

### Leader History

NO	NAME	FROM LAP	LAPS LED	DISTANCE	VEHICLE
3	Jason TIMMS	1	9	17.77 miles	Dallara 301

Weather / Track : Bright / Dry

These results are provisional until the conclusion of any judicial and technical matters.

Donington Park National  
Circuit Length = 1.9790 miles  
Start: 12:35 Flag 12:45 End: 12:49

Clerk Of Course :		Timekeeper :
-------------------	--	--------------

# Monoposto Championship Moto 1000, Classic And 1400

## RACE 2 - STATISTICS

CLASS : Classic

9 Starters

### Fastest Lap History

NO	NAME	LAP TIME	TIME OF DAY	LAP	VEHICLE
24	Robin DAWE	<b>1:18.856</b>	12:36:47.066	1	Formula Vauxhall Lotus
24	Robin DAWE	<b>1:14.090</b>	12:38:01.156	2	Formula Vauxhall Lotus
27	James RIMMER	<b>1:12.975</b>	12:38:01.535	2	Dallara F392
27	James RIMMER	<b>1:10.807</b>	12:40:25.360	4	Dallara F392
27	James RIMMER	<b>1:09.930</b>	12:41:35.286	5	Dallara F392
27	James RIMMER	<b>1:09.841</b>	12:42:45.131	6	Dallara F392

### Leader History

NO	NAME	FROM LAP	LAPS LED	DISTANCE	VEHICLE
24	Robin DAWE	1	2	3.92 miles	Formula Vauxhall Lotus
27	James RIMMER	3	7	13.85 miles	Dallara F392

Weather / Track : Bright / Dry

These results are provisional until the conclusion of any judicial and technical matters.

Donington Park National  
Circuit Length = 1.9790 miles  
Start: 12:35 Flag 12:45 End: 12:49

Clerk Of Course :		Timekeeper :
-------------------	--	--------------

# Monoposto Championship Moto 1000, Classic And 1400

## RACE 2 - STATISTICS

CLASS : M1000

13 Starters

### Fastest Lap History

NO	NAME	LAP TIME	TIME OF DAY	LAP	VEHICLE
22	Dean WARREN	1:14.397	12:36:42.618	1	Speads RM04A
22	Dean WARREN	1:10.438	12:37:53.056	2	Speads RM04A
98	Dominic SHEPHERD	1:09.768	12:37:54.896	2	JKS
98	Dominic SHEPHERD	1:09.663	12:39:04.558	3	JKS
98	Dominic SHEPHERD	1:09.106	12:40:13.665	4	JKS
98	Dominic SHEPHERD	1:08.842	12:41:22.505	5	JKS
22	Dean WARREN	1:08.709	12:46:01.468	9	Speads RM04A
98	Dominic SHEPHERD	1:08.607	12:46:02.066	9	JKS

### Leader History

NO	NAME	FROM LAP	LAPS LED	DISTANCE	VEHICLE
22	Dean WARREN	1	9	17.77 miles	Speads RM04A

Weather / Track : Bright / Dry

These results are provisional until the conclusion of any judicial and technical matters.

Donington Park National  
Circuit Length = 1.9790 miles  
Start: 12:35 Flag 12:45 End: 12:49

Clerk Of Course :		Timekeeper :
-------------------	--	--------------

# Monoposto Championship Moto 1000, Classic And 1400

## QUALIFYING - RACE 14 - CLASSIFICATION

POS	NO	CL	PIC	NAME	ENTRY	TIME	ON	LAPS	GAP	DIFF	MPH
1	3	M1400	1	Jason TIMMS	Dallara 301	1:07.396	8	9			105.71
2	98	M1000	1	Dominic SHEPHERD	JKS	1:07.904	8	9	0.508	0.508	104.92
3	27	Classic	1	James RIMMER	Dallara F392	1:09.446	8	9	2.050	1.542	102.59
4	22	M1000	2	Dean WARREN	Speads RM04A	1:09.834	6	9	2.438	0.388	102.02
5	24	Classic	2	Robin DAWE	Formula Vauxhall Lotus	1:10.656	8	9	3.260	0.822	100.83
6	39	M1000	3	Craig HURRAN	Jedi Mk 6	1:10.984	8	9	3.588	0.328	100.36
7	101	M1000	4	Max HART	Leastone 1000	1:11.034	5	9	3.638	0.050	100.29
8	78	M1000	5	Myles CASTALDINI	Van Diemen RF94	1:11.148	7	9	3.752	0.114	100.13
9	59	M1000	6	Roger WRIGHT	Speads RM07	1:11.489	6	6	4.093	0.341	99.66
10	46	Classic	3	Jared WOOD	Formula Vauxhall Lotus	1:12.463	8	9	5.067	0.974	98.32
11	18	M1000	7	Tom RAWLINGS	JKS Mk 2	1:12.586	2	9	5.190	0.123	98.15
12	77	M1000	8	Nigel DAVERS	Jedi Mk 6	1:13.235	7	8	5.839	0.649	97.28
13	48	M1000	9	Morgan MCCOURT	Leastone 1000	1:14.830	6	8	7.434	1.595	95.21
14	95*	M1000	10	Kyle CUTTS	Speads RM05	1:15.560	7	8	8.164	0.730	94.29
15	8	M1400	2	Martin WRIGHT	Dallara 301	1:15.672	4	8	8.276	0.112	94.15
16	7	M1400	3	Geoff FERN	Dallara 301	1:16.668	7	8	9.272	0.996	92.92
17	30	M1000	11	Andrew CARTMELL	Revelation 1000	1:16.745	7	8	9.349	0.077	92.83
18	25	Classic	4	Jim SPENCER	Reynard 883	1:16.890	7	8	9.494	0.145	92.66
19	19	Classic	5	Nick CATANZARO	Formula Vauxhall Lotus	1:18.773	8	8	11.377	1.883	90.44
20	57	Classic	6	Edward GUEST	Anson SA3	1:20.454	8	8	13.058	1.681	88.55
21	64	Classic	7	Marcus SHEARD	Reynard 883	1:20.626	6	8	13.230	0.172	88.36
22	50	Classic	8	Peter BROMAGE	Ralt RT30	1:20.810	7	8	13.414	0.184	88.16
23	20	M1000	12	Jonathan REED	Jedi Mk 6	1:28.250	3	3	20.854	7.440	80.73
24	71	M1000	13	Zachary ANDERTON	Jedi Mk 6			2			
25	83	M1000	14	Dave WHEAL	Jedi Mk 4			0			
26	2	Classic	9	David COX	Ralt RT3			0			

No. 95 - 1 Lap time disallowed; exceeding track limits.

Weather / Track : Bright / Dry

These results are provisional until the conclusion of any judicial and technical matters.

Donington Park National  
Circuit Length = 1.9790 miles  
Start: 10:43 Flag 00:00 End: 11:00

Clerk Of Course :

Timekeeper :

# Monoposto Championship Moto 1000, Classic And 1400

## QUALIFYING - RACE 14 - BEST SECTORS

SECTOR 1			SECTOR 2			SECTOR 3			IDEAL / BEST COMPARISON						
POS	NO	NAME	TIME	NO	NAME	TIME	NO	NAME	TIME	POS	NO	NAME	IDEAL	BEST	DIFF
													<b>PERFECT LAP</b>	<b>1:07.161</b>	
1	3	TIMMS	19.656	3	TIMMS	35.428	98	SHEPHERD	12.077	1	3	TIMMS	1:07.232	1:07.396	0.164
2	98	SHEPHERD	19.727	98	SHEPHERD	35.952	3	TIMMS	12.148	2	98	SHEPHERD	1:07.756	1:07.904	0.148
3	22	WARREN	20.221	22	WARREN	36.487	27	RIMMER	12.307	3	27	RIMMER	1:09.294	1:09.446	0.152
4	27	RIMMER	20.241	27	RIMMER	36.746	101	HART	12.378	4	22	WARREN	1:09.716	1:09.834	0.118
5	39	HURRAN	20.303	101	HART	37.540	24	DAWE	12.466	5	101	HART	1:10.503	1:11.034	0.531
6	24	DAWE	20.375	59	WRIGHT	37.590	39	HURRAN	12.813	6	24	DAWE	1:10.515	1:10.656	0.141
7	78	CASTALDINI	20.461	78	CASTALDINI	37.639	18	RAWLINGS	12.964	7	39	HURRAN	1:10.788	1:10.984	0.196
8	101	HART	20.585	39	HURRAN	37.672	59	WRIGHT	12.993	8	78	CASTALDINI	1:11.148	1:11.148	0.000
9	46	WOOD	20.757	24	DAWE	37.674	22	WARREN	13.008	9	59	WRIGHT	1:11.372	1:11.489	0.117
10	59	WRIGHT	20.789	77	DAVERS	38.348	77	DAVERS	13.018	10	18	RAWLINGS	1:12.223	1:12.586	0.363
11	18	RAWLINGS	20.844	18	RAWLINGS	38.415	78	CASTALDINI	13.048	11	77	DAVERS	1:12.359	1:13.235	0.876
12	77	DAVERS	20.993	46	WOOD	38.482	25	SPENCER	13.086	12	46	WOOD	1:12.436	1:12.463	0.027
13	8	WRIGHT	21.292	48	MCCOURT	39.190	48	MCCOURT	13.155	13	48	MCCOURT	1:14.007	1:14.830	0.823
14	48	MCCOURT	21.662	95	CUTTS	40.107	46	WOOD	13.197	14	8	WRIGHT	1:15.167	1:15.672	0.505
15	20	REED	21.810	8	WRIGHT	40.138	95	CUTTS	13.277	15	95	CUTTS	1:15.500	1:15.560	0.060
16	25	SPENCER	21.884	7	FERN	40.349	7	FERN	13.394	16	7	FERN	1:15.987	1:16.668	0.681
17	30	CARTMELL	22.031	30	CARTMELL	40.820	30	CARTMELL	13.590	17	30	CARTMELL	1:16.441	1:16.745	0.304
18	95	CUTTS	22.116	71	ANDERTON	40.978	8	WRIGHT	13.737	18	25	SPENCER	1:16.782	1:16.890	0.108
19	7	FERN	22.244	25	SPENCER	41.812	19	CATANZARO	13.929	19	71	ANDERTON	1:18.164		
20	19	CATANZARO	22.392	19	CATANZARO	42.038	71	ANDERTON	14.302	20	19	CATANZARO	1:18.359	1:18.773	0.414
21	71	ANDERTON	22.884	57	GUEST	42.040	50	BROMAGE	14.339	21	57	GUEST	1:20.192	1:20.454	0.262
22	64	SHEARD	23.014	50	BROMAGE	42.503	64	SHEARD	14.462	22	50	BROMAGE	1:20.249	1:20.810	0.561
23	50	BROMAGE	23.407	64	SHEARD	43.150	57	GUEST	14.681	23	64	SHEARD	1:20.626	1:20.626	0.000
24	57	GUEST	23.471	83	WHEAL	46.588	20	REED	14.892	24	20	REED	1:23.411	1:28.250	4.839
25	83	WHEAL	28.705	20	REED	46.709									
26															

Weather / Track : Bright / Dry

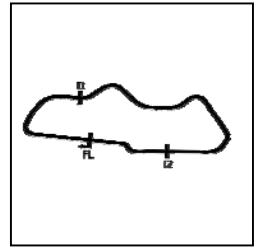
Donington Park National  
 Circuit Length = 1.9790 miles  
 Start: 10:43 Flag 00:00 End: 10:59

Results can be found at [www.tsl-timing.com](http://www.tsl-timing.com)

Printed - 11:01 Sunday, 14 April 2019

# Monoposto Championship Moto 1000, Classic And 1400

## QUALIFYING - RACE 14 - SECTOR ANALYSIS



SECTOR 1 = FL to I1, SECTOR 2 = I1 to I2, SECTOR 3 = I2 to FL, DIFF = Difference To Personal Best Lap, P = Crossed Finish Line in Pit Lane, D = Time Disallowed

P1 3 M1400 Jason TIMMS			Dallara 301				
IDEAL LAP TIME : 1:07.232		BEST LAP TIME : 1:07.396		DIFFERENCE : 0.164			
LAP	SECTOR 1	SECTOR 2	SECTOR 3	LAP TIME	MPH	DIFF	TIME OF DAY
1 -	28.194	48.978	17.251	1:34.423	75.45	27.027	10:46:00.495
2 -	22.226	39.658	14.262	1:16.146	93.56	8.750	10:47:16.641
3 -	21.534	40.114	13.132	1:14.780	95.27	7.384	10:48:31.421
4 -	20.496	36.743	12.638	1:09.877	101.95	2.481	10:49:41.298
5 -	19.876	35.677	12.261	1:07.814 (2)	105.06	0.418	10:50:49.112
6 -	<b>19.656</b>	35.680	17.017	1:12.353	98.47	4.957	10:52:01.465
7 -	21.928	38.361	12.814	1:13.103	97.46	5.707	10:53:14.568
8 -	19.820	<b>35.428</b>	<b>12.148</b>	<b>1:07.396 (1)</b>	<b>105.71</b>		<b>10:54:21.964</b>
9 -	19.779	36.026	13.052	1:08.857 (3)	103.47	1.461	10:55:30.821

P2 98 M1000 Dominic SHEPHERD			JKS				
IDEAL LAP TIME : 1:07.756		BEST LAP TIME : 1:07.904		DIFFERENCE : 0.148			
LAP	SECTOR 1	SECTOR 2	SECTOR 3	LAP TIME	MPH	DIFF	TIME OF DAY
1 -	26.174	46.098	17.560	1:29.832	79.31	21.928	10:46:01.231
2 -	22.642	40.005	14.431	1:17.078	92.43	9.174	10:47:18.309
3 -	21.140	39.419	13.689	1:14.248	95.95	6.344	10:48:32.557
4 -	20.406	37.306	12.478	1:10.190	101.50	2.286	10:49:42.747
5 -	20.116	36.066	12.187	1:08.369 (2)	104.20	0.465	10:50:51.116
6 -	<b>19.727</b>	36.060	15.013	1:10.800	100.63	2.896	10:52:01.916
7 -	20.564	<b>35.952</b>	12.130	1:08.646 (3)	103.78	0.742	10:53:10.562
8 -	19.851	35.976	<b>12.077</b>	<b>1:07.904 (1)</b>	<b>104.92</b>		<b>10:54:18.466</b>
9 -	19.876	37.201	15.027	1:12.104	98.81	4.200	10:55:30.570

P3 27 Classic James RIMMER			Dallara F392				
IDEAL LAP TIME : 1:09.294		BEST LAP TIME : 1:09.446		DIFFERENCE : 0.152			
LAP	SECTOR 1	SECTOR 2	SECTOR 3	LAP TIME	MPH	DIFF	TIME OF DAY
1 -	25.401	44.679	15.161	1:25.241	83.58	15.795	10:45:40.671
2 -	22.058	39.402	13.758	1:15.218	94.71	5.772	10:46:55.889
3 -	21.401	37.687	13.450	1:12.538	98.21	3.092	10:48:08.427
4 -	20.915	<b>36.746</b>	12.397	1:10.058 (2)	101.69	0.612	10:49:18.485
5 -	21.382	36.954	12.900	1:11.236	100.01	1.790	10:50:29.721
6 -	21.505	44.930	15.591	1:22.026	86.85	12.580	10:51:51.747
7 -	20.824	36.781	12.465	1:10.070 (3)	101.67	0.624	10:53:01.817
8 -	20.384	36.755	<b>12.307</b>	<b>1:09.446 (1)</b>	<b>102.59</b>		<b>10:54:11.263</b>
9 -	<b>20.241</b>	39.167	13.135	1:12.543	98.21	3.097	10:55:23.806

P4 22 M1000 Dean WARREN			Speads RM04A				
IDEAL LAP TIME : 1:09.716		BEST LAP TIME : 1:09.834		DIFFERENCE : 0.118			
LAP	SECTOR 1	SECTOR 2	SECTOR 3	LAP TIME	MPH	DIFF	TIME OF DAY
1 -	27.616	48.364	14.608	1:30.588	78.64	20.754	10:46:06.255
2 -	21.837	41.825	13.538	1:17.200	92.28	7.366	10:47:23.455
3 -	20.429	38.135	14.140	1:12.704	97.99	2.870	10:48:36.159
4 -	21.042	41.881	13.214	1:16.137	93.57	6.303	10:49:52.296
5 -	20.445	36.903	13.107	1:10.455	101.12	0.621	10:51:02.751
6 -	<b>20.221</b>	<b>36.487</b>	13.126	<b>1:09.834 (1)</b>	<b>102.02</b>		<b>10:52:12.585</b>
7 -	20.366	37.023	<b>13.008</b>	1:10.397 (3)	101.20	0.563	10:53:22.982
8 -	20.229	36.551	13.064	1:09.844 (2)	102.00	0.010	10:54:32.826
9 -	20.227	41.058	17.123	1:18.408	90.86	8.574	10:55:51.234

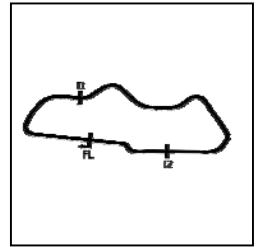
P5 24 Classic Robin DAWE			Formula Vauxhall Lotus				
IDEAL LAP TIME : 1:10.515		BEST LAP TIME : 1:10.656		DIFFERENCE : 0.141			
LAP	SECTOR 1	SECTOR 2	SECTOR 3	LAP TIME	MPH	DIFF	TIME OF DAY
1 -	25.986	47.807	17.588	1:31.381	77.96	20.725	10:46:01.168
2 -	23.367	41.572	14.452	1:19.391	89.74	8.735	10:47:20.559
3 -	21.189	39.993	14.413	1:15.595	94.24	4.939	10:48:36.154
4 -	21.539	43.958	14.530	1:20.027	89.02	9.371	10:49:56.181

Weather / Track : Bright / Dry

Donington Park National  
Circuit Length = 1.9790 miles  
Start: 10:43 Flag 00:00 End: 10:59

# Monoposto Championship Moto 1000, Classic And 1400

## QUALIFYING - RACE 14 - SECTOR ANALYSIS



SECTOR 1 = FL to I1, SECTOR 2 = I1 to I2, SECTOR 3 = I2 to FL, DIFF = Difference To Personal Best Lap, P = Crossed Finish Line in Pit Lane, D = Time Disallowed

5 -	21.156	37.923	13.297	1:12.376	98.43	1.720	10:51:08.557
6 -	20.445	37.738	12.645	1:10.828 (2)	100.59	0.172	10:52:19.385
7 -	20.447	38.002	<b>12.466</b>	1:10.915 (3)	100.46	0.259	10:53:30.300
<b>8 -</b>	<b>20.375</b>	<b>37.674</b>	12.607	<b>1:10.656 (1)</b>	<b>100.83</b>		<b>10:54:40.956</b>
9 -	20.900	38.282	12.695	1:11.877	99.12	1.221	10:55:52.833

<b>P6</b>	<b>39 M1000</b>	<b>Craig HURRAN</b>	Jedi Mk 6				
IDEAL LAP TIME : 1:10.788		BEST LAP TIME : 1:10.984		DIFFERENCE : 0.196			
LAP	SECTOR 1	SECTOR 2	SECTOR 3	LAP TIME	MPH	DIFF	TIME OF DAY

1 -	27.750	47.026	16.995	1:31.771	77.63	20.787	10:45:55.744
2 -	22.782	42.982	14.662	1:20.426	88.58	9.442	10:47:16.170
3 -	22.994	41.131	13.468	1:17.593	91.82	6.609	10:48:33.763
4 -	23.169	43.737	12.962	1:19.868	89.20	8.884	10:49:53.631
5 -	21.023	39.583	13.005	1:13.611 (3)	96.78	2.627	10:51:07.242
6 -	20.461	<b>37.672</b>	12.912	1:11.045 (2)	100.28	0.061	10:52:18.287
7 -	<b>20.303</b>	39.469	14.518	1:14.290	95.90	3.306	10:53:32.577
<b>8 -</b>	20.459	37.712	<b>12.813</b>	<b>1:10.984 (1)</b>	<b>100.36</b>		<b>10:54:43.561</b>
9 -	20.495	44.421	13.067	1:17.983	91.36	6.999	10:56:01.544

<b>P7</b>	<b>101 M1000</b>	<b>Max HART</b>	Leystone 1000				
IDEAL LAP TIME : 1:10.503		BEST LAP TIME : 1:11.034		DIFFERENCE : 0.531			
LAP	SECTOR 1	SECTOR 2	SECTOR 3	LAP TIME	MPH	DIFF	TIME OF DAY

1 -	25.709	46.974	14.987	1:27.670	81.26	16.636	10:46:06.536
2 -	22.304	42.772	12.808	1:17.884	91.47	6.850	10:47:24.420
3 -	21.094	38.581	12.548	1:12.223	98.64	1.189	10:48:36.643
4 -	21.228	43.587	13.018	1:17.833	91.53	6.799	10:49:54.476
<b>5 -</b>	20.681	37.975	<b>12.378</b>	<b>1:11.034 (1)</b>	<b>100.29</b>		<b>10:51:05.510</b>
6 -	21.158	37.560	13.142	1:11.860	99.14	0.826	10:52:17.370
7 -	<b>20.585</b>	37.929	12.564	1:11.078 (2)	100.23	0.044	10:53:28.448
8 -	20.595	<b>37.540</b>	13.566	1:11.701 (3)	99.36	0.667	10:54:40.149
9 -	22.342	40.388	13.562	1:16.292	93.38	5.258	10:55:56.441

<b>P8</b>	<b>78 M1000</b>	<b>Myles CASTALDINI</b>	Van Diemen RF94				
IDEAL LAP TIME : 1:11.148		BEST LAP TIME : 1:11.148		DIFFERENCE : 0.000			
LAP	SECTOR 1	SECTOR 2	SECTOR 3	LAP TIME	MPH	DIFF	TIME OF DAY

1 -	28.050	50.712	17.150	1:35.912	74.28	24.764	10:46:02.887
2 -	24.719	45.313	14.031	1:24.063	84.75	12.915	10:47:26.950
3 -	21.398	39.011	13.177	1:13.586	96.82	2.438	10:48:40.536
4 -	20.898	40.407	14.541	1:15.846	93.93	4.698	10:49:56.382
5 -	21.209	37.820	13.477	1:12.506 (2)	98.26	1.358	10:51:08.888
6 -	20.770	40.896	13.850	1:15.516	94.34	4.368	10:52:24.404
<b>7 -</b>	<b>20.461</b>	<b>37.639</b>	<b>13.048</b>	<b>1:11.148 (1)</b>	<b>100.13</b>		<b>10:53:35.552</b>
8 -	20.689	37.817	14.260	1:12.766 (3)	97.91	1.618	10:54:48.318
9 -	21.954	39.791	IN PIT	1:22.673 P	86.17	11.525	10:56:10.991

<b>P9</b>	<b>59 M1000</b>	<b>Roger WRIGHT</b>	Speads RM07				
IDEAL LAP TIME : 1:11.372		BEST LAP TIME : 1:11.489		DIFFERENCE : 0.117			
LAP	SECTOR 1	SECTOR 2	SECTOR 3	LAP TIME	MPH	DIFF	TIME OF DAY

1 -	27.053	46.620	17.805	1:31.478	77.88	19.989	10:46:18.578
2 -	26.391	48.313	13.860	1:28.564	80.44	17.075	10:47:47.142
3 -	21.179	38.979	13.626	1:13.784 (3)	96.56	2.295	10:49:00.926
4 -	21.718	49.789	14.946	1:26.453	82.41	14.964	10:50:27.379
5 -	<b>20.789</b>	37.834	13.005	1:11.628 (2)	99.46	0.139	10:51:39.007
<b>6 -</b>	20.906	<b>37.590</b>	<b>12.993</b>	<b>1:11.489 (1)</b>	<b>99.66</b>		<b>10:52:50.496</b>

<b>P10</b>	<b>46 Classic</b>	<b>Jared WOOD</b>	Formula Vauxhall Lotus				
IDEAL LAP TIME : 1:12.436		BEST LAP TIME : 1:12.463		DIFFERENCE : 0.027			
LAP	SECTOR 1	SECTOR 2	SECTOR 3	LAP TIME	MPH	DIFF	TIME OF DAY

1 -	27.067	46.795	15.368	1:29.230	79.84	16.767	10:45:53.345
-----	--------	--------	--------	----------	-------	--------	--------------

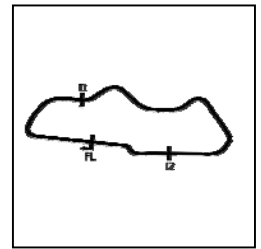
Weather / Track : Bright / Dry

Donington Park National  
Circuit Length = 1.9790 miles  
Start: 10:43 Flag 00:00 End: 10:59



# Monoposto Championship Moto 1000, Classic And 1400

## QUALIFYING - RACE 14 - SECTOR ANALYSIS



SECTOR 1 = FL to I1, SECTOR 2 = I1 to I2, SECTOR 3 = I2 to FL, DIFF = Difference To Personal Best Lap, P = Crossed Finish Line in Pit Lane, D = Time Disallowed

2 -	23.780	43.046	14.767	1:21.593	87.31	9.130	10:47:14.938
3 -	22.056	40.797	13.458	1:16.311	93.36	3.848	10:48:31.249
4 -	21.525	40.200	13.389	1:15.114	94.85	2.651	10:49:46.363
5 -	21.003	38.892	<b>13.197</b>	1:13.092 (3)	97.47	0.629	10:50:59.455
6 -	20.850	38.597	13.509	1:12.956 (2)	97.65	0.493	10:52:12.411
7 -	21.707	39.423	13.511	1:14.641	95.45	2.178	10:53:27.052
<b>8 -</b>	<b>20.757</b>	<b>38.482</b>	13.224	<b>1:12.463 (1)</b>	<b>98.32</b>		<b>10:54:39.515</b>
9 -	20.941	40.867	13.558	1:15.366	94.53	2.903	10:55:54.881

<b>P11 18 M1000 Tom RAWLINGS</b>				JKS Mk 2			
IDEAL LAP TIME : 1:12.223		BEST LAP TIME : 1:12.586		DIFFERENCE : 0.363			
LAP	SECTOR 1	SECTOR 2	SECTOR 3	LAP TIME	MPH	DIFF	TIME OF DAY
1 -	23.201	40.279	13.256	1:16.736	92.84	4.150	10:45:34.635
<b>2 -</b>	21.099	38.515	12.972	<b>1:12.586 (1)</b>	<b>98.15</b>		<b>10:46:47.221</b>
3 -	<b>20.844</b>	<b>38.415</b>	13.700	1:12.959 (3)	97.65	0.373	10:48:00.180
4 -	21.277	40.414	14.668	1:16.359	93.30	3.773	10:49:16.539
5 -	21.117	38.619	<b>12.964</b>	1:12.700 (2)	98.00	0.114	10:50:29.239
6 -	21.054	39.148	16.247	1:16.449	93.19	3.863	10:51:45.688
7 -	21.455	39.183	13.296	1:13.934	96.36	1.348	10:52:59.622
8 -	21.049	39.189	13.138	1:13.376	97.09	0.790	10:54:12.998
9 -	21.676	39.810	15.795	1:17.281	92.19	4.695	10:55:30.279

<b>P12 77 M1000 Nigel DAVERS</b>				Jedi Mk 6			
IDEAL LAP TIME : 1:12.359		BEST LAP TIME : 1:13.235		DIFFERENCE : 0.876			
LAP	SECTOR 1	SECTOR 2	SECTOR 3	LAP TIME	MPH	DIFF	TIME OF DAY
1 -	28.651	51.541	18.833	1:39.025	71.94	25.790	10:46:13.059
2 -	25.508	43.244	13.936	1:22.688	86.16	9.453	10:47:35.747
3 -	21.585	42.286	13.944	1:17.815	91.55	4.580	10:48:53.562
4 -	21.773	39.913	13.454	1:15.140 (3)	94.81	1.905	10:50:08.702
5 -	21.812	40.289	13.818	1:15.919	93.84	2.684	10:51:24.621
6 -	21.230	39.594	13.175	1:13.999 (2)	96.28	0.764	10:52:38.620
<b>7 -</b>	21.023	39.183	13.029	<b>1:13.235 (1)</b>	<b>97.28</b>		<b>10:53:51.855</b>
8 -	21.054	44.348	15.271	1:20.673	88.31	7.438	10:55:12.528

<b>P13 48 M1000 Morgan MCCOURT</b>				Leastone 1000			
IDEAL LAP TIME : 1:14.007		BEST LAP TIME : 1:14.830		DIFFERENCE : 0.823			
LAP	SECTOR 1	SECTOR 2	SECTOR 3	LAP TIME	MPH	DIFF	TIME OF DAY
1 -	27.288	49.961	15.372	1:32.621	76.92	17.791	10:46:13.696
2 -	23.107	41.136	14.159	1:18.402	90.87	3.572	10:47:32.098
3 -	23.015	<b>39.190</b>	13.344	1:15.549 (2)	94.30	0.719	10:48:47.647
4 -	22.422	40.863	13.535	1:16.820	92.74	1.990	10:50:04.467
5 -	22.315	41.096	13.503	1:16.914	92.63	2.084	10:51:21.381
<b>6 -</b>	21.940	39.570	13.320	<b>1:14.830 (1)</b>	<b>95.21</b>		<b>10:52:36.211</b>
7 -	21.937	40.934	13.596	1:16.467 (3)	93.17	1.637	10:53:52.678
8 -	21.991	41.433	13.329	1:16.753	92.82	1.923	10:55:09.431

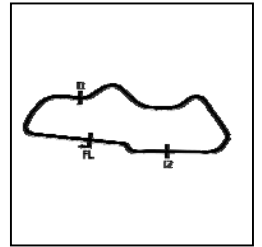
<b>P14 95 M1000 Kyle CUTTS</b>				Speads RM05			
IDEAL LAP TIME : 1:15.500		BEST LAP TIME : 1:15.560		DIFFERENCE : 0.060			
LAP	SECTOR 1	SECTOR 2	SECTOR 3	LAP TIME	MPH	DIFF	TIME OF DAY
1 -	28.305	48.943	15.963	1:33.211	76.43	17.651	10:46:08.054
2 -	25.373	46.297	15.040	1:26.710	82.16	11.150	10:47:34.764
3 -	24.583	42.622	14.472	1:21.677	87.22	6.117	10:48:56.441
4 -	22.812	40.952	13.562	1:17.326	92.13	1.766	10:50:13.767
5 -	22.288	40.796	13.472	<del>1:16.556</del> D	93.06	0.996	10:51:30.323
6 -	<b>22.116</b>	<b>40.107</b>	14.222	1:16.445 (2)	93.19	0.885	10:52:46.768
<b>7 -</b>	22.152	40.131	<b>13.277</b>	<b>1:15.560 (1)</b>	<b>94.29</b>		<b>10:54:02.328</b>
8 -	22.124	41.528	13.492	1:17.144 (3)	92.35	1.584	10:55:19.472

Weather / Track : Bright / Dry

Donington Park National  
Circuit Length = 1.9790 miles  
Start: 10:43 Flag 00:00 End: 10:59

# Monoposto Championship Moto 1000, Classic And 1400

## QUALIFYING - RACE 14 - SECTOR ANALYSIS



SECTOR 1 = FL to I1, SECTOR 2 = I1 to I2, SECTOR 3 = I2 to FL, DIFF = Difference To Personal Best Lap, P = Crossed Finish Line in Pit Lane, D = Time Disallowed

P15		8 M1400		Martin WRIGHT		Dallara 301	
IDEAL LAP TIME : 1:15.167		BEST LAP TIME : 1:15.672		DIFFERENCE : 0.505			
LAP	SECTOR 1	SECTOR 2	SECTOR 3	LAP TIME	MPH	DIFF	TIME OF DAY
1 -	29.130	51.218	18.081	1:38.429	72.38	22.757	10:46:13.646
2 -	25.447	44.125	15.102	1:24.674	84.14	9.002	10:47:38.320
3 -	22.609	41.121	<b>13.737</b>	1:17.467	91.97	1.795	10:48:55.787
<b>4 -</b>	<b>21.292</b>	<b>40.138</b>	14.242	<b>1:15.672 (1)</b>	<b>94.15</b>		<b>10:50:11.459</b>
5 -	22.049	40.789	13.933	1:16.771	92.80	1.099	10:51:28.230
6 -	21.459	40.399	14.225	1:16.083 (2)	93.64	0.411	10:52:44.313
7 -	21.425	40.742	14.450	1:16.617 (3)	92.99	0.945	10:54:00.930
8 -	22.057	1:16.996	IN PIT	2:06.351 P	56.38	50.679	10:56:07.281

P16		7 M1400		Geoff FERN		Dallara 301	
IDEAL LAP TIME : 1:15.987		BEST LAP TIME : 1:16.668		DIFFERENCE : 0.681			
LAP	SECTOR 1	SECTOR 2	SECTOR 3	LAP TIME	MPH	DIFF	TIME OF DAY
1 -	28.137	49.203	15.151	1:32.491	77.03	15.823	10:46:07.826
2 -	22.923	43.054	14.454	1:20.431	88.58	3.763	10:47:28.257
3 -	22.865	41.368	13.921	1:18.154	91.16	1.486	10:48:46.411
4 -	22.722	<b>40.349</b>	13.774	1:16.845 (2)	92.71	0.177	10:50:03.256
5 -	22.467	44.594	14.117	1:21.178	87.76	4.510	10:51:24.434
6 -	23.287	41.157	13.697	1:18.141 (3)	91.17	1.473	10:52:42.575
<b>7 -</b>	22.429	40.845	<b>13.394</b>	<b>1:16.668 (1)</b>	<b>92.92</b>		<b>10:53:59.243</b>
8 -	22.250	42.380	13.828	1:18.458	90.80	1.790	10:55:17.701

P17		30 M1000		Andrew CARTMELL		Revelation 1000	
IDEAL LAP TIME : 1:16.441		BEST LAP TIME : 1:16.745		DIFFERENCE : 0.304			
LAP	SECTOR 1	SECTOR 2	SECTOR 3	LAP TIME	MPH	DIFF	TIME OF DAY
1 -	30.069	51.807	16.984	1:38.860	72.06	22.115	10:46:02.550
2 -	24.750	45.441	14.743	1:24.934	83.88	8.189	10:47:27.484
3 -	23.219	41.581	13.995	1:18.795	90.41	2.050	10:48:46.279
4 -	23.357	41.226	14.310	1:18.893	90.30	2.148	10:50:05.172
5 -	22.421	42.274	14.210	1:18.905	90.29	2.160	10:51:24.077
6 -	23.160	41.296	13.810	1:18.266 (3)	91.03	1.521	10:52:42.343
<b>7 -</b>	22.335	<b>40.820</b>	<b>13.590</b>	<b>1:16.745 (1)</b>	<b>92.83</b>		<b>10:53:59.088</b>
8 -	<b>22.031</b>	41.062	13.768	1:16.861 (2)	92.69	0.116	10:55:15.949

P18		25 Classic		Jim SPENCER		Reynard 883	
IDEAL LAP TIME : 1:16.782		BEST LAP TIME : 1:16.890		DIFFERENCE : 0.108			
LAP	SECTOR 1	SECTOR 2	SECTOR 3	LAP TIME	MPH	DIFF	TIME OF DAY
1 -	26.773	48.374	15.947	1:31.094	78.21	14.204	10:45:48.178
2 -	25.456	46.003	15.237	1:26.696	82.17	9.806	10:47:14.874
3 -	25.879	46.456	14.330	1:26.665	82.20	9.775	10:48:41.539
4 -	23.065	43.023	13.693	1:19.781	89.30	2.891	10:50:01.320
5 -	23.242	42.394	13.435	1:19.071 (3)	90.10	2.181	10:51:20.391
6 -	23.727	43.220	13.200	1:20.147	88.89	3.257	10:52:40.538
<b>7 -</b>	21.992	<b>41.812</b>	<b>13.086</b>	<b>1:16.890 (1)</b>	<b>92.66</b>		<b>10:53:57.428</b>
8 -	<b>21.884</b>	42.035	14.232	1:18.151 (2)	91.16	1.261	10:55:15.579

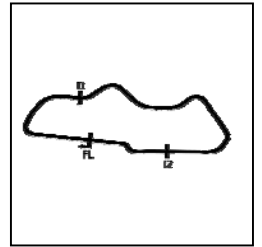
P19		19 Classic		Nick CATANZARO		Formula Vauxhall Lotus	
IDEAL LAP TIME : 1:18.359		BEST LAP TIME : 1:18.773		DIFFERENCE : 0.414			
LAP	SECTOR 1	SECTOR 2	SECTOR 3	LAP TIME	MPH	DIFF	TIME OF DAY
1 -	26.944	45.934	15.616	1:28.494	80.50	9.721	10:45:46.373
2 -	23.630	46.110	14.690	1:24.430	84.38	5.657	10:47:10.803
3 -	22.802	44.875	14.275	1:21.952	86.93	3.179	10:48:32.755
4 -	23.961	44.718	14.338	1:23.017	85.82	4.244	10:49:55.772
5 -	22.689	43.144	<b>13.929</b>	1:19.762 (3)	89.32	0.989	10:51:15.534
6 -	22.592	42.595	14.109	1:19.296 (2)	89.84	0.523	10:52:34.830
7 -	22.502	44.309	14.285	1:21.096	87.85	2.323	10:53:55.926
<b>8 -</b>	<b>22.392</b>	42.272	14.109	<b>1:18.773 (1)</b>	<b>90.44</b>		<b>10:55:14.699</b>

Weather / Track : Bright / Dry

Donington Park National  
Circuit Length = 1.9790 miles  
Start: 10:43 Flag 00:00 End: 10:59

# Monoposto Championship Moto 1000, Classic And 1400

## QUALIFYING - RACE 14 - SECTOR ANALYSIS



SECTOR 1 = FL to I1, SECTOR 2 = I1 to I2, SECTOR 3 = I2 to FL, DIFF = Difference To Personal Best Lap, P = Crossed Finish Line in Pit Lane, D = Time Disallowed

P20 57 Classic Edward GUEST				Anson SA3			
IDEAL LAP TIME : 1:20.192		BEST LAP TIME : 1:20.454		DIFFERENCE : 0.262			
LAP	SECTOR 1	SECTOR 2	SECTOR 3	LAP TIME	MPH	DIFF	TIME OF DAY
1 -	30.203	49.782	17.749	1:37.734	72.89	17.280	10:46:00.104
2 -	26.738	48.430	15.640	1:30.808	78.45	10.354	10:47:30.912
3 -	24.957	44.913	15.144	1:25.014	83.80	4.560	10:48:55.926
4 -	24.669	44.271	<b>14.681</b>	1:23.621 (3)	85.20	3.167	10:50:19.547
5 -	23.603	42.903	41.435	1:47.941	66.00	27.487	10:52:07.488
6 -	26.347	45.961	15.133	1:27.441	81.47	6.987	10:53:34.929
7 -	23.783	43.213	15.372	1:22.368 (2)	86.49	1.914	10:54:57.297
8 -	<b>23.471</b>	<b>42.040</b>	14.943	<b>1:20.454 (1)</b>	<b>88.55</b>		<b>10:56:17.751</b>

P21 64 Classic Marcus SHEARD				Reynard 883			
IDEAL LAP TIME : 1:20.626		BEST LAP TIME : 1:20.626		DIFFERENCE : 0.000			
LAP	SECTOR 1	SECTOR 2	SECTOR 3	LAP TIME	MPH	DIFF	TIME OF DAY
1 -	31.953	55.902	17.681	1:45.536	67.50	24.910	10:46:16.364
2 -	27.695	49.820	16.001	1:33.516	76.18	12.890	10:47:49.880
3 -	25.135	46.395	15.522	1:27.052	81.84	6.426	10:49:16.932
4 -	24.054	45.724	14.948	1:24.726	84.09	4.100	10:50:41.658
5 -	23.869	43.428	17.289	1:24.586 (3)	84.22	3.960	10:52:06.244
6 -	<b>23.014</b>	<b>43.150</b>	<b>14.462</b>	<b>1:20.626 (1)</b>	<b>88.36</b>		<b>10:53:26.870</b>
7 -	23.203	43.407	14.527	1:21.137 (2)	87.81	0.511	10:54:48.007
8 -	23.960	43.366	IN PIT	1:27.111 P	81.78	6.485	10:56:15.118

P22 50 Classic Peter BROMAGE				Ralt RT30			
IDEAL LAP TIME : 1:20.249		BEST LAP TIME : 1:20.810		DIFFERENCE : 0.561			
LAP	SECTOR 1	SECTOR 2	SECTOR 3	LAP TIME	MPH	DIFF	TIME OF DAY
1 -	27.405	46.247	15.240	1:28.892	80.14	8.082	10:45:48.395
2 -	24.060	45.280	15.297	1:24.637	84.17	3.827	10:47:13.032
3 -	23.654	44.520	14.766	1:22.940	85.90	2.130	10:48:35.972
4 -	24.427	44.097	15.767	1:24.291	84.52	3.481	10:50:00.263
5 -	24.733	44.569	<b>14.339</b>	1:23.641	85.18	2.831	10:51:23.904
6 -	24.347	43.874	14.588	1:22.809 (3)	86.03	1.999	10:52:46.713
7 -	23.548	<b>42.503</b>	14.759	<b>1:20.810 (1)</b>	<b>88.16</b>		<b>10:54:07.523</b>
8 -	<b>23.407</b>	43.433	15.668	1:22.508 (2)	86.35	1.698	10:55:30.031

P23 20 M1000 Jonathan REED				Jedi Mk 6			
IDEAL LAP TIME : 1:23.411		BEST LAP TIME : 1:28.250		DIFFERENCE : 4.839			
LAP	SECTOR 1	SECTOR 2	SECTOR 3	LAP TIME	MPH	DIFF	TIME OF DAY
1 -	29.224	52.912	19.783	1:41.919 (3)	69.90	13.669	10:46:13.019
2 -	27.442	49.232	16.902	1:33.576 (2)	76.13	5.326	10:47:46.595
3 -	26.649	<b>46.709</b>	<b>14.892</b>	<b>1:28.250 (1)</b>	<b>80.73</b>		<b>10:49:14.845</b>

P24 71 M1000 Zachary ANDERTON				Jedi Mk 6			
IDEAL LAP TIME : 1:18.164		BEST LAP TIME :		DIFFERENCE :			
LAP	SECTOR 1	SECTOR 2	SECTOR 3	LAP TIME	MPH	DIFF	TIME OF DAY
1 -	25.151	44.141	IN PIT	1:32.181 P	77.28		10:45:45.461
2 -	OUTLAP	<b>40.978</b>	<b>14.302</b>	4:21.891	27.20		10:50:07.352

# Monoposto Championship Moto 1000, Classic And 1400

## QUALIFYING - RACE 14 - STATISTICS

**Competitors Started** 26  
**Planned Start** 2019-04-14 @ 10:50:00.000  
**Actual Start** 2019-04-14 @ 10:43:50.561  
**Finish Time**  
**Track Length** 1.9790mi.  
**Total Laps** 189  
**Total Distance Covered** 374.0437mi.

### Session Fastest Lap History

NO	CL	NAME	LAP TIME	TIME OF DAY	LAP	VEHICLE
18	M1000	Tom RAWLINGS	1:16.736	10:45:34.646	1	JKS Mk 2
18	M1000	Tom RAWLINGS	1:12.586	10:46:47.231	2	JKS Mk 2
27	Classic	James RIMMER	1:12.538	10:48:08.453	3	Dallara F392
101	M1000	Max HART	1:12.223	10:48:36.642	3	Leystone 1000
27	Classic	James RIMMER	1:10.058	10:49:18.508	4	Dallara F392
3	M1400	Jason TIMMS	1:09.877	10:49:41.307	4	Dallara 301
3	M1400	Jason TIMMS	1:07.814	10:50:49.118	5	Dallara 301
3	M1400	Jason TIMMS	1:07.396	10:54:21.972	8	Dallara 301

### Flag History

TYPE	TIME OF DAY
GREEN	10:43:50.561
RED	10:56:20.508

### Flag Statistics

TYPE	COUNT	TOTAL LAPS	TOTAL TIME
Green	1	9	12:29.947
Red	1	0	2:57.491
Safety Car	0	0	0.000
FCY	0	0	0.000

Weather / Track : Bright / Dry

These results are provisional until the conclusion of any judicial and technical matters.

Donington Park National  
Circuit Length = 1.9790 miles  
Start: 10:43 Flag 00:00 End: 10:59

Clerk Of Course :		Timekeeper :
-------------------	--	--------------

# Monoposto Championship Moto 1000, Classic And 1400

## QUALIFYING - RACE 14 - STATISTICS

CLASS : M1400

3 Starters

### Fastest Lap History

NO	NAME	LAP TIME	TIME OF DAY	LAP	VEHICLE
3	Jason TIMMS	1:34.423	10:46:00.503	1	Dallara 301
7	Geoff FERN	1:32.491	10:46:07.833	1	Dallara 301
3	Jason TIMMS	1:16.146	10:47:16.649	2	Dallara 301
3	Jason TIMMS	1:14.780	10:48:31.431	3	Dallara 301
3	Jason TIMMS	1:09.877	10:49:41.307	4	Dallara 301
3	Jason TIMMS	1:07.814	10:50:49.118	5	Dallara 301
3	Jason TIMMS	1:07.396	10:54:21.972	8	Dallara 301

Weather / Track : Bright / Dry

These results are provisional until the conclusion of any judicial and technical matters.

Donington Park National  
Circuit Length = 1.9790 miles  
Start: 10:43 Flag 00:00 End: 10:59

Clerk Of Course :		Timekeeper :
-------------------	--	--------------

# Monoposto Championship Moto 1000, Classic And 1400

## QUALIFYING - RACE 14 - STATISTICS

CLASS : Classic

9 Starters

### Fastest Lap History

NO	NAME	LAP TIME	TIME OF DAY	LAP	VEHICLE
27	James RIMMER	1:25.241	10:45:40.698	1	Dallara F392
27	James RIMMER	1:15.218	10:46:55.914	2	Dallara F392
27	James RIMMER	1:12.538	10:48:08.453	3	Dallara F392
27	James RIMMER	1:10.058	10:49:18.508	4	Dallara F392
27	James RIMMER	1:09.446	10:54:11.289	8	Dallara F392

Weather / Track : Bright / Dry

These results are provisional until the conclusion of any judicial and technical matters.

Donington Park National  
Circuit Length = 1.9790 miles  
Start: 10:43 Flag 00:00 End: 10:59

Clerk Of Course :

Timekeeper :

# Monoposto Championship Moto 1000, Classic And 1400

## QUALIFYING - RACE 14 - STATISTICS

CLASS : M1000

14 Starters

### Fastest Lap History

NO	NAME	LAP TIME	TIME OF DAY	LAP	VEHICLE
18	Tom RAWLINGS	1:16.736	10:45:34.646	1	JKS Mk 2
18	Tom RAWLINGS	1:12.586	10:46:47.231	2	JKS Mk 2
101	Max HART	1:12.223	10:48:36.642	3	Leystone 1000
98	Dominic SHEPHERD	1:10.190	10:49:42.751	4	JKS
98	Dominic SHEPHERD	1:08.369	10:50:51.119	5	JKS
98	Dominic SHEPHERD	1:07.904	10:54:18.470	8	JKS

Weather / Track : Bright / Dry

These results are provisional until the conclusion of any judicial and technical matters.

Donington Park National  
Circuit Length = 1.9790 miles  
Start: 10:43 Flag 00:00 End: 10:59

Clerk Of Course :		Timekeeper :
-------------------	--	--------------

# Monoposto Championship Moto 1000, Classic And 1400

## RACE 14 - GRID (15 minutes)

ROW 13	25	<b>83</b> Dave WHEAL	26	<b>2</b> David COX
ROW 12	23	1:28.250 <b>20</b> Jonathan REED	24	1:20.810 <b>71</b> Zachary ANDERTON
ROW 11	21	1:20.626 <b>64</b> Marcus SHEARD	22	1:20.454 <b>50</b> Peter BROMAGE
ROW 10	19	1:18.773 <b>19</b> Nick CATANZARO	20	1:16.890 <b>57</b> Edward GUEST
ROW 9	17	1:16.745 <b>30</b> Andrew CARTMELL	18	1:16.668 <b>25</b> Jim SPENCER
ROW 8	15	1:15.672 <b>8</b> Martin WRIGHT	16	1:15.560 <b>7</b> Geoff FERN
ROW 7	13	1:14.830 <b>48</b> Morgan MCCOURT	14	1:13.235 <b>95</b> Kyle CUTTS
ROW 6	11	1:12.586 <b>18</b> Tom RAWLINGS	12	1:12.463 <b>77</b> Nigel DAVERS
ROW 5	9	1:11.489 <b>59</b> Roger WRIGHT	10	1:11.148 <b>46</b> Jared WOOD
ROW 4	7	1:11.034 <b>101</b> Max HART	8	1:10.984 <b>78</b> Myles CASTALDINI
ROW 3	5	1:10.656 <b>24</b> Robin DAWE	6	1:09.834 <b>39</b> Craig HURRAN
ROW 2	3	1:09.446 <b>27</b> James RIMMER	4	1:07.904 <b>22</b> Dean WARREN
ROW 1	1	1:07.396 <b>3</b> Jason TIMMS	2	<b>98</b> Dominic SHEPHERD
<b>Pole</b>				

Donington Park National  
Circuit Length = 1.9790 miles

These results are provisional until the conclusion of any judicial and technical matters.

Clerk Of Course :	Timekeeper :
-------------------	--------------



# Monoposto Championship Moto 1000, Classic And 1400

## RACE 14 - CLASSIFICATION

POS	NO	CL	PIC	NAME	ENTRY	LAPS	TIME	GAP	DIFF	MPH	BEST	ON
1	3	M1400	1	Jason TIMMS	Dallara 301	14	16:02.584			103.48	1:06.714	6
2	98	M1000	1	Dominic SHEPHERD	JKS	14	16:14.188	11.604	11.604	102.24	1:07.330	13
3	22	M1000	2	Dean WARREN	Speads RM04A	14	16:14.648	12.064	0.460	102.19	1:07.704	13
4	101	M1000	3	Max HART	Leastone 1000	14	16:27.760	25.176	13.112	100.84	1:08.981	6
5	77	M1000	4	Nigel DAVERS	Jedi Mk 6	14	17:03.596	1:01.012	35.836	97.31	1:10.521	5
6	27	Classic	1	James RIMMER	Dallara F392	14	17:05.421	1:02.837	1.825	97.13	1:08.822	5
7	46	Classic	2	Jared WOOD	Formula Vauxhall Lotus	14	17:11.141	1:08.557	5.720	96.60	1:11.777	8
8	78	M1000	5	Myles CASTALDINI	Van Diemen RF94	14	17:14.705	1:12.121	3.564	96.26	1:11.028	5
9	48	M1000	6	Morgan MCCOURT	Leastone 1000	14	17:15.184	1:12.600	0.479	96.22	1:11.749	6
10	83	M1000	7	Dave WHEAL	Jedi Mk 4	13	16:10.888	1 Lap	1 Lap	95.25	1:11.507	10
11	59	M1000	8	Roger WRIGHT	Speads RM07	13	16:14.362	1 Lap	3.474	94.91	1:11.867	7
12	7	M1400	2	Geoff FERN	Dallara 301	13	16:31.068	1 Lap	16.706	93.31	1:14.664	3
13	95	M1000	9	Kyle CUTTS	Speads RM05	13	16:38.148	1 Lap	7.080	92.65	1:14.922	5
14	2	Classic	3	David COX	Ralt RT3	13	17:11.678	1 Lap	33.530	89.64	1:16.612	12
15	25	Classic	4	Jim SPENCER	Reynard 883	13	17:11.825	1 Lap	0.147	89.63	1:15.920	12
16	19	Classic	5	Nick CATANZARO	Formula Vauxhall Lotus	13	17:13.410	1 Lap	1.585	89.49	1:16.798	13
17	64	Classic	6	Marcus SHEARD	Reynard 883	13	17:14.501	1 Lap	1.091	89.39	1:17.522	13
18	57	Classic	7	Edward GUEST	Anson SA3	13	17:14.852	1 Lap	0.351	89.36	1:16.683	8
19	30	M1000	10	Andrew CARTMELL	Revelation 1000	13	17:16.996	1 Lap	2.144	89.18	1:16.702	13

### NOT CLASSIFIED

DNF	24	Classic		Robin DAWE	Formula Vauxhall Lotus	10	12:03.913	4 Laps	3 Laps	98.22	1:10.468	9
DNF	39	M1000		Craig HURRAN	Jedi Mk 6	7	8:35.122	7 Laps	3 Laps	96.55	1:10.022	2
DNF	18	M1000		Tom RAWLINGS	JKS Mk 2	5	6:20.041	9 Laps	2 Laps	93.37	1:14.088	2
DNF	8	M1400		Martin WRIGHT	Dallara 301	2	2:51.200	12 Laps	3 Laps	82.43	1:20.014	2
DNF	50	Classic		Peter BROMAGE	Ralt RT30	0						

### FASTEST LAP

	3	M1400		Jason TIMMS	Dallara 301	6	1:06.714		106.79 mph		171.86 kph	
	98	M1000		Dominic SHEPHERD	JKS	13	1:07.330		105.81 mph		170.29 kph	
	27	Classic		James RIMMER	Dallara F392	5	1:08.822		103.52 mph		166.60 kph	

Weather / Track : Cloudy / Dry

These results are provisional until the conclusion of any judicial and technical matters.

Donington Park National  
Circuit Length = 1.9790 miles  
Start: 14:19 Flag 14:35 End: 14:37

Clerk Of Course :	Timekeeper :
-------------------	--------------

# Monoposto Championship Moto 1000, Classic And 1400

## RACE 14 - LAP CHART

LAP 1 @ 14:20:50.170			LAP 2 @ 14:21:59.643			LAP 3 @ 14:23:07.223			LAP 4 @ 14:24:14.085			LAP 5 @ 14:25:21.255		
NO	BEHIND	LAP TIME	NO	BEHIND	LAP TIME	NO	BEHIND	LAP TIME	NO	BEHIND	LAP TIME	NO	BEHIND	LAP TIME
98		1:14.595	3		1:08.827	3		1:07.580	3		1:06.862	3		1:07.170
3	0.646	1:15.241	98	0.540	1:10.013	98	2.020	1:09.060	98	3.679	1:08.521	98	5.306	1:08.797
101	0.884	1:15.479	101	2.077	1:10.666	101	4.389	1:09.892	101	7.454	1:09.927	101	9.958	1:09.674
39	2.598	1:17.193	39	3.147	1:10.022	39	5.977	1:10.410	39	9.669	1:10.554	22	12.458	1:09.617
24	3.904	1:18.499	22	5.334	1:10.379	22	7.410	1:09.656	22	10.011	1:09.463	39	13.686	1:11.187
59	4.376	1:18.971	24	6.577	1:12.146	27	9.453	1:10.375	27	12.526	1:09.935	27	14.178	1:08.822
22	4.428	1:19.023	27	6.658	1:11.411	24	11.461	1:12.464	24	16.630	1:12.031	24	20.460	1:11.000
27	4.720	1:19.315	78	9.848	1:13.482	78	13.359	1:11.091	78	18.349	1:11.852	78	22.207	1:11.028
46	5.642	1:20.237	46	11.617	1:15.448	77	15.271	1:11.221	77	19.734	1:11.325	77	23.085	1:10.521
78	5.839	1:20.434	77	11.630	1:14.070	46	16.715	1:12.678	46	22.586	1:12.733	46	27.949	1:12.533
77	7.033	1:21.628	18	11.978	1:14.088	48	19.042	1:14.294	48	25.516	1:13.336	48	30.384	1:12.038
18	7.363	1:21.958	48	12.328	1:14.122	18	19.154	1:14.756	18	26.882	1:14.590	18	34.361	1:14.649
48	7.679	1:22.274	7	13.883	1:14.802	7	20.967	1:14.664	7	29.198	1:15.093	7	37.199	1:15.171
7	8.554	1:23.149	95	16.249	1:16.172	95	23.800	1:15.131	95	32.356	1:15.418	59	39.344	1:12.210
95	9.550	1:24.145	59	20.948	1:26.045	59	26.520	1:13.152	59	34.304	1:14.646	95	40.108	1:14.922
19	14.605	1:29.200	83	23.536	1:17.892	83	30.095	1:14.139	83	36.250	1:13.017	83	41.118	1:12.038
83	15.117	1:29.712	19	26.072	1:20.940	19	38.094	1:19.602	19	52.027	1:20.795	19	1:02.441	1:17.584
64	15.963	1:30.558	8	27.132	1:20.014	64	39.195	1:19.373	2	52.632	1:18.623	2	1:03.769	1:18.307
8	16.591	1:31.186	64	27.402	1:20.912	2	40.871	1:19.945	64	52.920	1:20.587	30	1:03.918	1:18.021
30	16.766	1:31.361	30	27.746	1:20.453	30	41.901	1:21.735	30	53.067	1:18.028	64	1:04.573	1:18.823
2	17.629	1:32.224	2	28.506	1:20.350	25	42.068	1:20.867	25	53.516	1:18.310	25	1:04.701	1:18.355
25	18.103	1:32.698	25	28.781	1:20.151	57	43.013	1:21.303	57	54.558	1:18.407	57	1:05.380	1:17.992
57	18.453	1:33.048	57	29.290	1:20.310									

Weather / Track : Cloudy / Dry

# Monoposto Championship Moto 1000, Classic And 1400

## RACE 14 - LAP CHART

LAP 6 @ 14:26:27.969			LAP 7 @ 14:27:39.429			LAP 8 @ 14:28:46.558			LAP 9 @ 14:29:53.766			LAP 10 @ 14:31:01.755		
NO	BEHIND	LAP TIME	NO	BEHIND	LAP TIME	NO	BEHIND	LAP TIME	NO	BEHIND	LAP TIME	NO	BEHIND	LAP TIME
<b>3</b>		1:06.714	<b>3</b>		1:11.460	<b>3</b>		1:07.129	<b>3</b>		1:07.208	<b>3</b>		1:07.989
<b>98</b>	7.381	1:08.789	<b>19</b>	1 Lap	1:18.725	<b>98</b>	12.476	1:13.146	<b>98</b>	14.853	1:09.585	<b>95</b>	1 Lap	1:17.216
<b>101</b>	12.225	1:08.981	<b>2</b>	1 Lap	1:18.211	<b>19</b>	1 Lap	1:18.576	<b>22</b>	17.158	1:08.841	<b>98</b>	15.486	1:08.622
<b>22</b>	14.549	1:08.805	<b>64</b>	1 Lap	1:17.822	<b>2</b>	1 Lap	1:18.803	<b>101</b>	17.901	1:09.314	<b>22</b>	16.907	1:07.738
<b>27</b>	16.794	1:09.330	<b>25</b>	1 Lap	1:17.995	<b>22</b>	15.525	1:11.074	<b>2</b>	1 Lap	1:17.441	<b>101</b>	19.700	1:09.788
<b>39</b>	17.548	1:10.576	<b>30</b>	1 Lap	1:20.104	<b>64</b>	1 Lap	1:18.568	<b>19</b>	1 Lap	1:18.584	<b>2</b>	1 Lap	1:16.719
<b>24</b>	24.570	1:10.824	<b>98</b>	6.459	1:10.538	<b>101</b>	15.795	1:12.188	<b>64</b>	1 Lap	1:18.060	<b>19</b>	1 Lap	1:18.306
<b>78</b>	26.820	1:11.327	<b>57</b>	1 Lap	1:19.509	<b>25</b>	1 Lap	1:18.937	<b>25</b>	1 Lap	1:17.562	<b>25</b>	1 Lap	1:17.762
<b>77</b>	27.589	1:11.218	<b>101</b>	10.736	1:09.971	<b>30</b>	1 Lap	1:18.527	<b>27</b>	27.150	1:14.997	<b>64</b>	1 Lap	1:18.199
<b>46</b>	33.678	1:12.443	<b>22</b>	11.580	1:08.491	<b>57</b>	1 Lap	1:18.560	<b>57</b>	1 Lap	1:16.683	<b>57</b>	1 Lap	1:17.911
<b>48</b>	35.419	1:11.749	<b>27</b>	15.633	1:10.299	<b>27</b>	19.361	1:10.857	<b>30</b>	1 Lap	1:18.011	<b>27</b>	37.674	1:18.513
<b>59</b>	44.652	1:12.022	<b>24</b>	24.625	1:11.515	<b>24</b>	28.494	1:10.998	<b>24</b>	31.754	1:10.468	<b>24</b>	37.733	1:13.968
<b>7</b>	45.501	1:15.016	<b>78</b>	26.818	1:11.458	<b>77</b>	30.896	1:10.921	<b>77</b>	34.292	1:10.604	<b>77</b>	38.079	1:11.776
<b>83</b>	48.241	1:13.837	<b>77</b>	27.104	1:10.975	<b>78</b>	32.025	1:12.336	<b>78</b>	37.158	1:12.341	<b>30</b>	1 Lap	1:19.636
<b>95</b>	48.861	1:15.467	<b>39</b>	31.268	1:25.180 <b>P</b>	<b>46</b>	39.141	1:11.777	<b>46</b>	44.442	1:12.509	<b>78</b>	42.997	1:13.828
			<b>46</b>	34.493	1:12.275	<b>48</b>	42.293	1:13.202	<b>48</b>	47.711	1:12.626	<b>46</b>	48.979	1:12.526
			<b>48</b>	36.220	1:12.261	<b>59</b>	50.487	1:12.557	<b>59</b>	57.514	1:14.235	<b>48</b>	51.582	1:11.860
			<b>59</b>	45.059	1:11.867	<b>83</b>	54.190	1:12.348	<b>83</b>	58.566	1:11.584	<b>59</b>	1:01.891	1:12.366
			<b>83</b>	48.971	1:12.190	<b>7</b>	58.587	1:15.941	<b>7</b>	1:07.330	1:15.951	<b>83</b>	1:02.084	1:11.507
			<b>7</b>	49.775	1:15.734	<b>95</b>	1:02.501	1:16.672						
			<b>95</b>	52.958	1:15.557									

Weather / Track : Cloudy / Dry

Results can be found at [www.tsl-timing.com](http://www.tsl-timing.com)

Page 2 of 3

Donington Park National  
 Circuit Length = 1.9790 miles  
 Start: 14:19 Flag 14:35 End: 14:37

Printed - 14:38 Sunday, 14 April 2019

# Monoposto Championship Moto 1000, Classic And 1400

## RACE 14 - LAP CHART

LAP 11 @ 14:32:09.774			LAP 12 @ 14:33:17.512			LAP 13 @ 14:34:26.597			LAP 14 @ 14:35:38.159		
NO	BEHIND	LAP TIME	NO	BEHIND	LAP TIME	NO	BEHIND	LAP TIME	NO	BEHIND	LAP TIME
<b>3</b>		1:08.019	<b>3</b>		1:07.738	<b>3</b>		1:09.085	<b>3</b>		1:11.562
<b>7</b>	1 Lap	1:16.038	<b>59</b>	1 Lap	1:14.833	<b>83</b>	1 Lap	1:13.150	<b>83</b>	1 Lap	1:17.353
<b>95</b>	1 Lap	1:16.633	<b>98</b>	16.241	1:08.433	<b>59</b>	1 Lap	1:16.023	<b>98</b>	11.604	1:08.680
<b>98</b>	15.546	1:08.079	<b>7</b>	1 Lap	1:16.759	<b>98</b>	14.486	1:07.330	<b>59</b>	1 Lap	1:15.435
<b>22</b>	16.603	1:07.715	<b>22</b>	17.045	1:08.180	<b>22</b>	15.664	1:07.704	<b>22</b>	12.064	1:07.962
<b>101</b>	21.505	1:09.824	<b>95</b>	1 Lap	1:17.434	<b>7</b>	1 Lap	1:16.246	<b>101</b>	25.176	1:11.636
<b>77</b>	43.987	1:13.927	<b>101</b>	23.452	1:09.685	<b>101</b>	25.102	1:10.735	<b>7</b>	1 Lap	1:16.504
<b>2</b>	1 Lap	1:17.825	<b>77</b>	52.101	1:15.852	<b>95</b>	1 Lap	1:16.615	<b>95</b>	1 Lap	1:16.766
<b>19</b>	1 Lap	1:17.782	<b>2</b>	1 Lap	1:16.874	<b>77</b>	57.872	1:14.856	<b>77</b>	1:01.012	1:14.702
<b>25</b>	1 Lap	1:17.607	<b>19</b>	1 Lap	1:17.350	<b>2</b>	1 Lap	1:16.612	<b>27</b>	1:02.837	1:12.774
<b>64</b>	1 Lap	1:18.208	<b>25</b>	1 Lap	1:17.326	<b>27</b>	1:01.625	1:14.565	<b>46</b>	1:08.557	1:14.959
<b>27</b>	47.415	1:17.760	<b>27</b>	56.145	1:16.468	<b>25</b>	1 Lap	1:15.920	<b>2</b>	1 Lap	1:19.744
<b>57</b>	1 Lap	1:18.540	<b>64</b>	1 Lap	1:17.938	<b>46</b>	1:05.160	1:14.671	<b>25</b>	1 Lap	1:18.335
<b>78</b>	49.837	1:14.859	<b>57</b>	1 Lap	1:17.107	<b>19</b>	1 Lap	1:19.168	<b>19</b>	1 Lap	1:16.798
<b>30</b>	1 Lap	1:18.685	<b>78</b>	58.829	1:16.730	<b>64</b>	1 Lap	1:17.931	<b>64</b>	1 Lap	1:17.522
<b>46</b>	53.298	1:12.338	<b>46</b>	59.574	1:14.014	<b>57</b>	1 Lap	1:17.740	<b>78</b>	1:12.121	1:16.952
<b>48</b>	55.462	1:11.899	<b>30</b>	1 Lap	1:17.307	<b>78</b>	1:06.731	1:16.987	<b>57</b>	1 Lap	1:17.742
<b>83</b>	1:06.186	1:12.121	<b>48</b>	1:00.067	1:12.343	<b>48</b>	1:06.859	1:15.877	<b>48</b>	1:12.600	1:17.303
						<b>30</b>	1 Lap	1:18.426	<b>30</b>	1 Lap	1:16.702

Weather / Track : Cloudy / Dry

Results can be found at [www.tsl-timing.com](http://www.tsl-timing.com)

Page 3 of 3

Donington Park National  
Circuit Length = 1.9790 miles  
Start: 14:19 Flag 14:35 End: 14:37

Printed - 14:38 Sunday, 14 April 2019

# Monoposto Championship Moto 1000, Classic And 1400

## RACE 14 - BEST SECTORS

SECTOR 1		SECTOR 2		SECTOR 3		IDEAL / BEST COMPARISON					
POS	NO NAME	TIME	NO NAME	TIME	NO NAME	TIME	POS	NO NAME	IDEAL	BEST	DIFF
									<b>PERFECT LAP</b>	<b>1:06.495</b>	
1	3 TIMMS	19.485	3 TIMMS	35.071	101 HART	11.939	1	3 TIMMS	1:06.597	1:06.714	0.117
2	98 SHEPHERD	19.622	22 WARREN	35.502	3 TIMMS	12.041	2	98 SHEPHERD	1:07.330	1:07.330	0.000
3	22 WARREN	19.630	98 SHEPHERD	35.663	98 SHEPHERD	12.045	3	22 WARREN	1:07.480	1:07.704	0.224
4	27 RIMMER	20.229	27 RIMMER	36.141	22 WARREN	12.348	4	27 RIMMER	1:08.718	1:08.822	0.104
5	101 HART	20.270	101 HART	36.516	27 RIMMER	12.348	5	101 HART	1:08.725	1:08.981	0.256
6	77 DAVERS	20.311	39 HURRAN	37.039	39 HURRAN	12.485	6	39 HURRAN	1:09.915	1:10.022	0.107
7	39 HURRAN	20.391	24 DAWE	37.107	77 DAVERS	12.661	7	24 DAWE	1:10.292	1:10.468	0.176
8	24 DAWE	20.509	77 DAVERS	37.329	24 DAWE	12.676	8	77 DAVERS	1:10.301	1:10.521	0.220
9	59 WRIGHT	20.535	78 CASTALDINI	37.513	78 CASTALDINI	12.707	9	78 CASTALDINI	1:10.840	1:11.028	0.188
10	46 WOOD	20.604	48 MCCOURT	37.581	83 WHEAL	12.746	10	59 WRIGHT	1:11.190	1:11.867	0.677
11	78 CASTALDINI	20.620	59 WRIGHT	37.729	48 MCCOURT	12.843	11	48 MCCOURT	1:11.269	1:11.749	0.480
12	83 WHEAL	20.833	83 WHEAL	37.843	59 WRIGHT	12.926	12	83 WHEAL	1:11.422	1:11.507	0.085
13	48 MCCOURT	20.845	46 WOOD	37.927	25 SPENCER	12.969	13	46 WOOD	1:11.593	1:11.777	0.184
14	18 RAWLINGS	21.356	18 RAWLINGS	38.766	46 WOOD	13.062	14	18 RAWLINGS	1:13.500	1:14.088	0.588
15	25 SPENCER	21.461	7 FERN	39.150	95 CUTTS	13.153	15	7 FERN	1:14.491	1:14.664	0.173
16	57 GUEST	21.589	95 CUTTS	39.667	18 RAWLINGS	13.378	16	95 CUTTS	1:14.559	1:14.922	0.363
17	2 COX	21.595	57 GUEST	40.374	7 FERN	13.518	17	25 SPENCER	1:15.633	1:15.920	0.287
18	95 CUTTS	21.739	64 SHEARD	40.614	30 CARTMELL	13.582	18	57 GUEST	1:15.767	1:16.683	0.916
19	7 FERN	21.823	19 CATANZARO	40.778	2 COX	13.661	19	2 COX	1:16.086	1:16.612	0.526
20	30 CARTMELL	21.975	2 COX	40.830	64 SHEARD	13.735	20	64 SHEARD	1:16.326	1:17.522	1.196
21	64 SHEARD	21.977	30 CARTMELL	40.850	19 CATANZARO	13.775	21	30 CARTMELL	1:16.407	1:16.702	0.295
22	19 CATANZARO	22.109	25 SPENCER	41.203	57 GUEST	13.804	22	19 CATANZARO	1:16.662	1:16.798	0.136
23	8 WRIGHT	22.299	8 WRIGHT	42.937	8 WRIGHT	14.778	23	8 WRIGHT	1:20.014	1:20.014	0.000
24											

Weather / Track : Cloudy / Dry

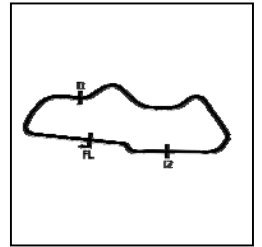
Donington Park National  
 Circuit Length = 1.9790 miles  
 Start: 14:19 Flag 14:35 End: 14:37

Results can be found at [www.tsl-timing.com](http://www.tsl-timing.com)

Printed - 14:38 Sunday, 14 April 2019

# Monoposto Championship Moto 1000, Classic And 1400

## RACE 14 - SECTOR ANALYSIS



SECTOR 1 = FL to I1, SECTOR 2 = I1 to I2, SECTOR 3 = I2 to FL, DIFF = Difference To Personal Best Lap, P = Crossed Finish Line in Pit Lane, D = Time Disallowed

P1 3 M1400 Jason TIMMS			Dallara 301				
IDEAL LAP TIME : 1:06.597		BEST LAP TIME : 1:06.714		DIFFERENCE : 0.117			
LAP	SECTOR 1	SECTOR 2	SECTOR 3	LAP TIME	MPH	DIFF	TIME OF DAY
1 -			12.816	1:15.241	94.68	8.527	14:20:50.816
2 -	20.332	36.084	12.411	1:08.827	103.51	2.113	14:21:59.643
3 -	19.778	35.530	12.272	1:07.580	105.42	0.866	14:23:07.223
4 -	19.686	35.135	<b>12.041</b>	1:06.862 (2)	106.55	0.148	14:24:14.085
5 -	<b>19.485</b>	35.533	12.152	1:07.170	106.06	0.456	14:25:21.255
6 -	19.510	<b>35.071</b>	12.133	<b>1:06.714 (1)</b>	<b>106.79</b>		<b>14:26:27.969</b>
7 -	20.744	38.416	12.300	1:11.460	99.70	4.746	14:27:39.429
8 -	19.698	35.340	12.091	1:07.129 (3)	106.13	0.415	14:28:46.558
9 -	19.549	35.192	12.467	1:07.208	106.00	0.494	14:29:53.766
10 -	19.775	35.496	12.718	1:07.989	104.79	1.275	14:31:01.755
11 -	19.634	35.641	12.744	1:08.019	104.74	1.305	14:32:09.774
12 -	19.726	35.548	12.464	1:07.738	105.17	1.024	14:33:17.512
13 -	19.734	37.137	12.214	1:09.085	103.12	2.371	14:34:26.597
14 -	19.770	38.072	13.720	1:11.562	99.55	4.848	14:35:38.159

P2 98 M1000 Dominic SHEPHERD			JKS				
IDEAL LAP TIME : 1:07.330		BEST LAP TIME : 1:07.330		DIFFERENCE : 0.000			
LAP	SECTOR 1	SECTOR 2	SECTOR 3	LAP TIME	MPH	DIFF	TIME OF DAY
1 -			12.479	1:14.595	95.50	7.265	14:20:50.170
2 -	20.195	36.766	13.052	1:10.013	101.76	2.683	14:22:00.183
3 -	20.308	36.426	12.326	1:09.060	103.16	1.730	14:23:09.243
4 -	20.015	36.226	12.280	1:08.521	103.97	1.191	14:24:17.764
5 -	19.969	36.477	12.351	1:08.797	103.56	1.467	14:25:26.561
6 -	19.970	36.460	12.359	1:08.789	103.57	1.459	14:26:35.350
7 -	19.984	36.744	13.810	1:10.538	101.00	3.208	14:27:45.888
8 -	20.451	40.009	12.686	1:13.146	97.40	5.816	14:28:59.034
9 -	20.118	37.058	12.409	1:09.585	102.38	2.255	14:30:08.619
10 -	20.102	36.233	12.287	1:08.622	103.82	1.292	14:31:17.241
11 -	19.825	36.061	12.193	1:08.079 (2)	104.65	0.749	14:32:25.320
12 -	19.812	36.356	12.265	1:08.433 (3)	104.11	1.103	14:33:33.753
13 -	<b>19.622</b>	<b>35.663</b>	<b>12.045</b>	<b>1:07.330 (1)</b>	<b>105.81</b>		<b>14:34:41.083</b>
14 -	20.061	35.922	12.697	1:08.680	103.73	1.350	14:35:49.763

P3 22 M1000 Dean WARREN			Speads RM04A				
IDEAL LAP TIME : 1:07.480		BEST LAP TIME : 1:07.704		DIFFERENCE : 0.224			
LAP	SECTOR 1	SECTOR 2	SECTOR 3	LAP TIME	MPH	DIFF	TIME OF DAY
1 -			13.910	1:19.023	90.15	11.319	14:20:54.598
2 -	20.731	36.809	12.839	1:10.379	101.23	2.675	14:22:04.977
3 -	20.310	36.482	12.864	1:09.656	102.28	1.952	14:23:14.633
4 -	20.168	36.487	12.808	1:09.463	102.56	1.759	14:24:24.096
5 -	20.535	36.214	12.868	1:09.617	102.34	1.913	14:25:33.713
6 -	19.937	36.136	12.732	1:08.805	103.54	1.101	14:26:42.518
7 -	19.795	35.965	12.731	1:08.491	104.02	0.787	14:27:51.009
8 -	19.840	37.331	13.903	1:11.074	100.24	3.370	14:29:02.083
9 -	20.273	36.069	12.499	1:08.841	103.49	1.137	14:30:10.924
10 -	19.888	<b>35.502</b>	<b>12.348</b>	1:07.738 (3)	105.17	0.034	14:31:18.662
11 -	19.636	35.635	12.444	1:07.715 (2)	105.21	0.011	14:32:26.377
12 -	19.776	35.927	12.477	1:08.180	104.49	0.476	14:33:34.557
13 -	19.708	35.618	12.378	<b>1:07.704 (1)</b>	<b>105.23</b>		<b>14:34:42.261</b>
14 -	<b>19.630</b>	35.760	12.572	1:07.962	104.83	0.258	14:35:50.223

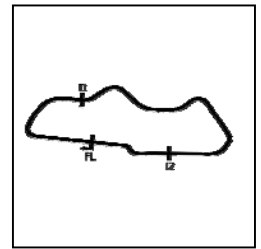
P4 101 M1000 Max HART			Leystone 1000				
IDEAL LAP TIME : 1:08.725		BEST LAP TIME : 1:08.981		DIFFERENCE : 0.256			
LAP	SECTOR 1	SECTOR 2	SECTOR 3	LAP TIME	MPH	DIFF	TIME OF DAY
1 -			12.503	1:15.479	94.39	6.498	14:20:51.054
2 -	20.690	37.490	12.486	1:10.666	100.82	1.685	14:22:01.720
3 -	20.418	37.435	12.039	1:09.892	101.93	0.911	14:23:11.612

Weather / Track : Cloudy / Dry

Donington Park National  
Circuit Length = 1.9790 miles  
Start: 14:19 Flag 14:35 End: 14:37

# Monoposto Championship Moto 1000, Classic And 1400

## RACE 14 - SECTOR ANALYSIS



SECTOR 1 = FL to I1, SECTOR 2 = I1 to I2, SECTOR 3 = I2 to FL, DIFF = Difference To Personal Best Lap, P = Crossed Finish Line in Pit Lane, D = Time Disallowed

Lap	FL to I1	I1 to I2	I2 to FL	Personal Best	Diff	MPH	Time
4 -	20.472	36.945	12.510	1:09.927	101.88	0.946	14:24:21.539
5 -	20.592	36.973	12.109	1:09.674 (3)	102.25	0.693	14:25:31.213
<b>6 -</b>	<b>20.354</b>	<b>36.606</b>	<b>12.021</b>	<b>1:08.981 (1)</b>	<b>103.28</b>		<b>14:26:40.194</b>
7 -	20.837	36.982	12.152	1:09.971	101.82	0.990	14:27:50.165
8 -	20.915	38.616	12.657	1:12.188	98.69	3.207	14:29:02.353
9 -	20.859	<b>36.516</b>	<b>11.939</b>	1:09.314 (2)	102.78	0.333	14:30:11.667
10 -	20.944	36.614	12.230	1:09.788	102.08	0.807	14:31:21.455
11 -	20.677	36.798	12.349	1:09.824	102.03	0.843	14:32:31.279
12 -	<b>20.270</b>	36.935	12.480	1:09.685	102.24	0.704	14:33:40.964
13 -	20.583	37.317	12.835	1:10.735	100.72	1.754	14:34:51.699
14 -	20.778	38.423	12.435	1:11.636	99.45	2.655	14:36:03.335

### P5 77 M1000 Nigel DAVERS

Jedi Mk 6

IDEAL LAP TIME : 1:10.301

BEST LAP TIME : 1:10.521

DIFFERENCE : 0.220

LAP	SECTOR 1	SECTOR 2	SECTOR 3	LAP TIME	MPH	DIFF	TIME OF DAY
1 -			13.573	1:21.628	87.28	11.107	14:20:57.203
2 -	20.975	39.135	13.960	1:14.070	96.18	3.549	14:22:11.273
3 -	20.630	37.745	12.846	1:11.221	100.03	0.700	14:23:22.494
4 -	20.602	37.837	12.886	1:11.325	99.88	0.804	14:24:33.819
<b>5 -</b>	<b>20.402</b>	<b>37.329</b>	<b>12.790</b>	<b>1:10.521 (1)</b>	<b>101.02</b>		<b>14:25:44.340</b>
6 -	<b>20.311</b>	38.246	<b>12.661</b>	1:11.218	100.03	0.697	14:26:55.558
7 -	20.430	37.843	12.702	1:10.975	100.38	0.454	14:28:06.533
8 -	20.334	37.754	12.833	1:10.921 (3)	100.45	0.400	14:29:17.454
9 -	20.473	37.376	12.755	1:10.604 (2)	100.90	0.083	14:30:28.058
10 -	20.432	38.491	12.853	1:11.776	99.26	1.255	14:31:39.834
11 -	21.286	38.810	13.831	1:13.927	96.37	3.406	14:32:53.761
12 -	20.911	40.336	14.605	1:15.852	93.92	5.331	14:34:09.613
13 -	21.407	39.879	13.570	1:14.856	95.17	4.335	14:35:24.469
14 -	21.234	39.633	13.835	1:14.702	95.37	4.181	14:36:39.171

### P6 27 Classic James RIMMER

Dallara F392

IDEAL LAP TIME : 1:08.718

BEST LAP TIME : 1:08.822

DIFFERENCE : 0.104

LAP	SECTOR 1	SECTOR 2	SECTOR 3	LAP TIME	MPH	DIFF	TIME OF DAY
1 -			13.607	1:19.315	89.82	10.493	14:20:54.890
2 -	21.138	37.745	12.528	1:11.411	99.76	2.589	14:22:06.301
3 -	21.139	36.733	12.503	1:10.375	101.23	1.553	14:23:16.676
4 -	20.553	37.016	12.366	1:09.935 (3)	101.87	1.113	14:24:26.611
<b>5 -</b>	<b>20.311</b>	<b>36.141</b>	<b>12.370</b>	<b>1:08.822 (1)</b>	<b>103.52</b>		<b>14:25:35.433</b>
6 -	<b>20.229</b>	36.753	<b>12.348</b>	1:09.330 (2)	102.76	0.508	14:26:44.763
7 -	20.538	36.961	12.800	1:10.299	101.34	1.477	14:27:55.062
8 -	20.699	37.124	13.034	1:10.857	100.54	2.035	14:29:05.919
9 -	21.127	39.579	14.291	1:14.997	94.99	6.175	14:30:20.916
10 -	23.723	40.493	14.297	1:18.513	90.74	9.691	14:31:39.429
11 -	22.471	41.356	13.933	1:17.760	91.62	8.938	14:32:57.189
12 -	21.814	40.687	13.967	1:16.468	93.17	7.646	14:34:13.657
13 -	22.218	39.144	13.203	1:14.565	95.54	5.743	14:35:28.222
14 -	21.244	38.398	13.132	1:12.774	97.90	3.952	14:36:40.996

### P7 46 Classic Jared WOOD

Formula Vauxhall Lotus

IDEAL LAP TIME : 1:11.593

BEST LAP TIME : 1:11.777

DIFFERENCE : 0.184

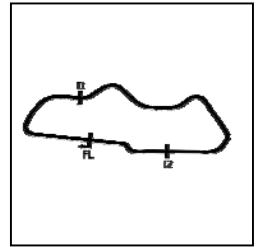
LAP	SECTOR 1	SECTOR 2	SECTOR 3	LAP TIME	MPH	DIFF	TIME OF DAY
1 -			13.612	1:20.237	88.79	8.460	14:20:55.812
2 -	21.000	40.415	14.033	1:15.448	94.43	3.671	14:22:11.260
3 -	21.197	38.419	<b>13.062</b>	1:12.678	98.03	0.901	14:23:23.938
4 -	21.140	38.119	13.474	1:12.733	97.95	0.956	14:24:36.671
5 -	20.854	38.274	13.405	1:12.533	98.22	0.756	14:25:49.204
6 -	21.011	38.179	13.253	1:12.443	98.34	0.666	14:27:01.647
7 -	20.944	38.032	13.299	1:12.275 (2)	98.57	0.498	14:28:13.922
<b>8 -</b>	<b>20.617</b>	<b>37.927</b>	<b>13.233</b>	<b>1:11.777 (1)</b>	<b>99.26</b>		<b>14:29:25.699</b>
9 -	<b>20.604</b>	38.584	13.321	1:12.509	98.25	0.732	14:30:38.208
10 -	20.854	38.244	13.428	1:12.526	98.23	0.749	14:31:50.734
11 -	20.673	38.259	13.406	1:12.338 (3)	98.49	0.561	14:33:03.072

Weather / Track : Cloudy / Dry

Donington Park National  
Circuit Length = 1.9790 miles  
Start: 14:19 Flag 14:35 End: 14:37

# Monoposto Championship Moto 1000, Classic And 1400

## RACE 14 - SECTOR ANALYSIS



SECTOR 1 = FL to I1, SECTOR 2 = I1 to I2, SECTOR 3 = I2 to FL, DIFF = Difference To Personal Best Lap, P = Crossed Finish Line in Pit Lane, D = Time Disallowed

12 -	21.212	38.636	14.166	1:14.014	96.26	2.237	14:34:17.086
13 -	21.597	39.126	13.948	1:14.671	95.41	2.894	14:35:31.757
14 -	21.125	39.404	14.430	1:14.959	95.04	3.182	14:36:46.716

<b>P8 78 M1000 Myles CASTALDINI</b>		Van Diemen RF94					
IDEAL LAP TIME : 1:10.840		BEST LAP TIME : 1:11.028		DIFFERENCE : 0.188			
LAP	SECTOR 1	SECTOR 2	SECTOR 3	LAP TIME	MPH	DIFF	TIME OF DAY
1 -			13.655	1:20.434	88.57	9.406	14:20:56.009
2 -	21.534	38.949	12.999	1:13.482	96.95	2.454	14:22:09.491
3 -	<b>20.620</b>	37.581	12.890	1:11.091 (2)	100.21	0.063	14:23:20.582
4 -	20.753	38.121	12.978	1:11.852	99.15	0.824	14:24:32.434
5 -	20.681	37.522	12.825	<b>1:11.028 (1)</b>	<b>100.30</b>		<b>14:25:43.462</b>
6 -	20.970	37.650	<b>12.707</b>	1:11.327 (3)	99.88	0.299	14:26:54.789
7 -	20.920	37.649	12.889	1:11.458	99.70	0.430	14:28:06.247
8 -	21.752	<b>37.513</b>	13.071	1:12.336	98.49	1.308	14:29:18.583
9 -	21.033	38.064	13.244	1:12.341	98.48	1.313	14:30:30.924
10 -	21.122	39.053	13.653	1:13.828	96.50	2.800	14:31:44.752
11 -	21.745	39.378	13.736	1:14.859	95.17	3.831	14:32:59.611
12 -	21.049	41.288	14.393	1:16.730	92.85	5.702	14:34:16.341
13 -	22.142	39.808	15.037	1:16.987	92.54	5.959	14:35:33.328
14 -	21.900	40.576	14.476	1:16.952	92.58	5.924	14:36:50.280

<b>P9 48 M1000 Morgan MCCOURT</b>		Leystone 1000					
IDEAL LAP TIME : 1:11.269		BEST LAP TIME : 1:11.749		DIFFERENCE : 0.480			
LAP	SECTOR 1	SECTOR 2	SECTOR 3	LAP TIME	MPH	DIFF	TIME OF DAY
1 -			13.649	1:22.274	86.59	10.525	14:20:57.849
2 -	21.449	38.731	13.942	1:14.122	96.12	2.373	14:22:11.971
3 -	21.606	38.802	13.886	1:14.294	95.89	2.545	14:23:26.265
4 -	21.350	38.556	13.430	1:13.336	97.15	1.587	14:24:39.601
5 -	21.232	37.963	<b>12.843</b>	1:12.038	98.90	0.289	14:25:51.639
6 -	20.990	37.667	13.092	<b>1:11.749 (1)</b>	<b>99.29</b>		<b>14:27:03.388</b>
7 -	20.905	37.873	13.483	1:12.261	98.59	0.512	14:28:15.649
8 -	21.183	38.852	13.167	1:13.202	97.32	1.453	14:29:28.851
9 -	21.249	38.338	13.039	1:12.626	98.10	0.877	14:30:41.477
10 -	21.294	37.685	12.881	1:11.860 (2)	99.14	0.111	14:31:53.337
11 -	20.939	37.795	13.165	1:11.899 (3)	99.09	0.150	14:33:05.236
12 -	<b>20.845</b>	<b>37.581</b>	13.917	1:12.343	98.48	0.594	14:34:17.579
13 -	21.662	40.032	14.183	1:15.877	93.89	4.128	14:35:33.456
14 -	22.610	40.671	14.022	1:17.303	92.16	5.554	14:36:50.759

<b>P10 83 M1000 Dave WHEAL</b>		Jedi Mk 4					
IDEAL LAP TIME : 1:11.422		BEST LAP TIME : 1:11.507		DIFFERENCE : 0.085			
LAP	SECTOR 1	SECTOR 2	SECTOR 3	LAP TIME	MPH	DIFF	TIME OF DAY
1 -			14.576	1:29.712	79.41	18.205	14:21:05.287
2 -	22.872	41.102	13.918	1:17.892	91.46	6.385	14:22:23.179
3 -	21.868	39.085	13.186	1:14.139	96.09	2.632	14:23:37.318
4 -	21.372	38.499	13.146	1:13.017	97.57	1.510	14:24:50.335
5 -	20.942	38.237	12.859	1:12.038 (3)	98.90	0.531	14:26:02.373
6 -	21.436	39.209	13.192	1:13.837	96.49	2.330	14:27:16.210
7 -	<b>20.833</b>	38.295	13.062	1:12.190	98.69	0.683	14:28:28.400
8 -	21.230	38.051	13.067	1:12.348	98.47	0.841	14:29:40.748
9 -	20.840	37.939	12.805	1:11.584 (2)	99.52	0.077	14:30:52.332
10 -	20.918	<b>37.843</b>	<b>12.746</b>	<b>1:11.507 (1)</b>	<b>99.63</b>		<b>14:32:03.839</b>
11 -	21.031	38.180	12.910	1:12.121	98.78	0.614	14:33:15.960
12 -	21.009	39.056	13.085	1:13.150	97.39	1.643	14:34:29.110
13 -	22.242	40.731	14.380	1:17.353	92.10	5.846	14:35:46.463

<b>P11 59 M1000 Roger WRIGHT</b>		Speads RM07					
IDEAL LAP TIME : 1:11.190		BEST LAP TIME : 1:11.867		DIFFERENCE : 0.677			
LAP	SECTOR 1	SECTOR 2	SECTOR 3	LAP TIME	MPH	DIFF	TIME OF DAY

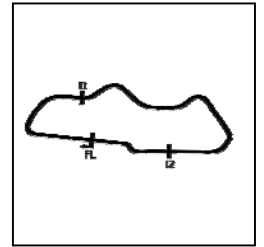
Weather / Track : Cloudy / Dry

Donington Park National  
Circuit Length = 1.9790 miles  
Start: 14:19 Flag 14:35 End: 14:37



# Monoposto Championship Moto 1000, Classic And 1400

## RACE 14 - SECTOR ANALYSIS



SECTOR 1 = FL to I1, SECTOR 2 = I1 to I2, SECTOR 3 = I2 to FL, DIFF = Difference To Personal Best Lap, P = Crossed Finish Line in Pit Lane, D = Time Disallowed

Lap	FL to I1	I1 to I2	I2 to FL	Personal Best	Diff	MPH	Time
1 -			13.631	1:18.971		90.21	7.104 14:20:54.546
2 -	21.092	51.230	13.723	1:26.045		82.80	14.178 14:22:20.591
3 -	21.398	38.597	13.157	1:13.152		97.39	1.285 14:23:33.743
4 -	20.929	39.636	14.081	1:14.646		95.44	2.779 14:24:48.389
5 -	20.927	38.286	12.997	1:12.210 (3)		98.66	0.343 14:26:00.599
6 -	<b>20.535</b>	38.561	<b>12.926</b>	1:12.022 (2)		98.92	0.155 14:27:12.621
7 -	20.648	<b>37.729</b>	13.490	<b>1:11.867 (1)</b>	<b>99.13</b>		<b>14:28:24.488</b>
8 -	20.828	38.074	13.655	1:12.557		98.19	0.690 14:29:37.045
9 -	21.865	39.045	13.325	1:14.235		95.97	2.368 14:30:51.280
10 -	21.532	37.783	13.051	1:12.366		98.45	0.499 14:32:03.646
11 -	21.640	39.705	13.488	1:14.833		95.20	2.966 14:33:18.479
12 -	21.801	40.322	13.900	1:16.023		93.71	4.156 14:34:34.502
13 -	21.902	39.963	13.570	1:15.435		94.44	3.568 14:35:49.937

P12 7 M1400 Geoff FERN				Dallara 301			
IDEAL LAP TIME : 1:14.491		BEST LAP TIME : 1:14.664		DIFFERENCE : 0.173			
LAP	SECTOR 1	SECTOR 2	SECTOR 3	LAP TIME	MPH	DIFF	TIME OF DAY

1 -			13.848	1:23.149	85.68	8.485	14:20:58.724
2 -	22.061	39.162	13.579	1:14.802 (2)	95.24	0.138	14:22:13.526
3 -	21.970	<b>39.150</b>	13.544	<b>1:14.664 (1)</b>	<b>95.42</b>		<b>14:23:28.190</b>
4 -	22.027	39.499	13.567	1:15.093	94.87	0.429	14:24:43.283
5 -	21.880	39.694	13.597	1:15.171	94.77	0.507	14:25:58.454
6 -	<b>21.823</b>	39.675	<b>13.518</b>	1:15.016 (3)	94.97	0.352	14:27:13.470
7 -	21.985	39.961	13.788	1:15.734	94.07	1.070	14:28:29.204
8 -	21.990	40.166	13.785	1:15.941	93.81	1.277	14:29:45.145
9 -	22.146	40.180	13.625	1:15.951	93.80	1.287	14:31:01.096
10 -	21.964	40.232	13.842	1:16.038	93.69	1.374	14:32:17.134
11 -	22.045	40.914	13.800	1:16.759	92.81	2.095	14:33:33.893
12 -	22.169	40.366	13.711	1:16.246	93.44	1.582	14:34:50.139
13 -	21.987	40.559	13.958	1:16.504	93.12	1.840	14:36:06.643

P13 95 M1000 Kyle CUTTS				Speads RM05			
IDEAL LAP TIME : 1:14.559		BEST LAP TIME : 1:14.922		DIFFERENCE : 0.363			
LAP	SECTOR 1	SECTOR 2	SECTOR 3	LAP TIME	MPH	DIFF	TIME OF DAY

1 -			13.517	1:24.145	84.67	9.223	14:20:59.720
2 -	22.382	40.237	13.553	1:16.172	93.53	1.250	14:22:15.892
3 -	22.121	39.689	13.321	1:15.131 (2)	94.82	0.209	14:23:31.023
4 -	22.280	39.985	<b>13.153</b>	1:15.418 (3)	94.46	0.496	14:24:46.441
5 -	21.794	<b>39.667</b>	13.461	<b>1:14.922 (1)</b>	<b>95.09</b>		<b>14:26:01.363</b>
6 -	22.080	39.925	13.462	1:15.467	94.40	0.545	14:27:16.830
7 -	<b>21.739</b>	39.896	13.922	1:15.557	94.29	0.635	14:28:32.387
8 -	22.623	40.320	13.729	1:16.672	92.92	1.750	14:29:49.059
9 -	22.443	41.086	13.687	1:17.216	92.26	2.294	14:31:06.275
10 -	22.370	41.005	13.258	1:16.633	92.97	1.711	14:32:22.908
11 -	22.344	41.459	13.631	1:17.434	92.00	2.512	14:33:40.342
12 -	22.326	40.776	13.513	1:16.615	92.99	1.693	14:34:56.957
13 -	22.282	40.990	13.494	1:16.766	92.80	1.844	14:36:13.723

P14 2 Classic David COX				Ralt RT3			
IDEAL LAP TIME : 1:16.086		BEST LAP TIME : 1:16.612		DIFFERENCE : 0.526			
LAP	SECTOR 1	SECTOR 2	SECTOR 3	LAP TIME	MPH	DIFF	TIME OF DAY

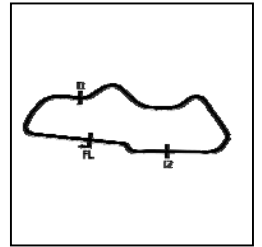
1 -			15.152	1:32.224	77.25	15.612	14:21:07.799
2 -	22.970	42.738	14.642	1:20.350	88.67	3.738	14:22:28.149
3 -	22.946	42.741	14.258	1:19.945	89.11	3.333	14:23:48.094
4 -	22.433	41.363	14.827	1:18.623	90.61	2.011	14:25:06.717
5 -	22.217	41.486	14.604	1:18.307	90.98	1.695	14:26:25.024
6 -	22.607	41.052	14.552	1:18.211	91.09	1.599	14:27:43.235
7 -	22.211	41.740	14.852	1:18.803	90.41	2.191	14:29:02.038
8 -	22.195	41.033	14.213	1:17.441	92.00	0.829	14:30:19.479
9 -	<b>21.595</b>	41.122	14.002	1:16.719 (2)	92.86	0.107	14:31:36.198
10 -	22.101	41.178	14.546	1:17.825	91.54	1.213	14:32:54.023
11 -	22.076	<b>40.830</b>	13.968	1:16.874 (3)	92.67	0.262	14:34:10.897

Weather / Track : Cloudy / Dry

Donington Park National  
Circuit Length = 1.9790 miles  
Start: 14:19 Flag 14:35 End: 14:37

# Monoposto Championship Moto 1000, Classic And 1400

## RACE 14 - SECTOR ANALYSIS



SECTOR 1 = FL to I1, SECTOR 2 = I1 to I2, SECTOR 3 = I2 to FL, DIFF = Difference To Personal Best Lap, P = Crossed Finish Line in Pit Lane, D = Time Disallowed

12 - 22.048 40.903 **13.661** **1:16.612 (1)** **92.99** **14:35:27.509**  
 13 - 22.637 42.024 15.083 1:19.744 89.34 3.132 14:36:47.253

P15 25 Classic Jim SPENCER			Reynard 883				
IDEAL LAP TIME : 1:15.633		BEST LAP TIME : 1:15.920		DIFFERENCE : 0.287			
LAP	SECTOR 1	SECTOR 2	SECTOR 3	LAP TIME	MPH	DIFF	TIME OF DAY
1 -			14.730	1:32.698	76.85	16.778	14:21:08.273
2 -	23.075	42.754	14.322	1:20.151	88.89	4.231	14:22:28.424
3 -	23.215	43.760	13.892	1:20.867	88.10	4.947	14:23:49.291
4 -	23.112	<b>41.203</b>	13.995	1:18.310	90.97	2.390	14:25:07.601
5 -	22.974	41.640	13.741	1:18.355	90.92	2.435	14:26:25.956
6 -	23.180	41.381	13.434	1:17.995	91.34	2.075	14:27:43.951
7 -	22.894	41.261	14.782	1:18.937	90.25	3.017	14:29:02.888
8 -	22.231	41.380	13.951	1:17.562 (3)	91.85	1.642	14:30:20.450
9 -	22.209	41.349	14.204	1:17.762	91.62	1.842	14:31:38.212
10 -	22.152	41.648	13.807	1:17.607	91.80	1.687	14:32:55.819
11 -	22.377	41.742	13.207	1:17.326 (2)	92.13	1.406	14:34:13.145
12 -	21.657	41.294	<b>12.969</b>	<b>1:15.920 (1)</b>	<b>93.84</b>		<b>14:35:29.065</b>
13 -	<b>21.461</b>	41.492	15.382	1:18.335	90.95	2.415	14:36:47.400

P16 19 Classic Nick CATANZARO			Formula Vauxhall Lotus				
IDEAL LAP TIME : 1:16.662		BEST LAP TIME : 1:16.798		DIFFERENCE : 0.136			
LAP	SECTOR 1	SECTOR 2	SECTOR 3	LAP TIME	MPH	DIFF	TIME OF DAY
1 -			14.680	1:29.200	79.87	12.402	14:21:04.775
2 -	23.079	43.489	14.372	1:20.940	88.02	4.142	14:22:25.715
3 -	22.639	42.893	14.070	1:19.602	89.50	2.804	14:23:45.317
4 -	22.661	43.297	14.837	1:20.795	88.18	3.997	14:25:06.112
5 -	22.222	41.541	13.821	1:17.584 (3)	91.83	0.786	14:26:23.696
6 -	22.369	41.962	14.394	1:18.725	90.50	1.927	14:27:42.421
7 -	22.470	41.854	14.252	1:18.576	90.67	1.778	14:29:00.997
8 -	22.644	41.330	14.610	1:18.584	90.66	1.786	14:30:19.581
9 -	22.401	41.798	14.107	1:18.306	90.98	1.508	14:31:37.887
10 -	22.190	41.670	13.922	1:17.782	91.59	0.984	14:32:55.669
11 -	<b>22.109</b>	41.466	<b>13.775</b>	1:17.350 (2)	92.10	0.552	14:34:13.019
12 -	22.616	41.489	15.063	1:19.168	89.99	2.370	14:35:32.187
13 -	22.122	<b>40.778</b>	13.898	<b>1:16.798 (1)</b>	<b>92.77</b>		<b>14:36:48.985</b>

P17 64 Classic Marcus SHEARD			Reynard 883				
IDEAL LAP TIME : 1:16.326		BEST LAP TIME : 1:17.522		DIFFERENCE : 1.196			
LAP	SECTOR 1	SECTOR 2	SECTOR 3	LAP TIME	MPH	DIFF	TIME OF DAY
1 -			15.610	1:30.558	78.67	13.036	14:21:06.133
2 -	23.560	42.813	14.539	1:20.912	88.05	3.390	14:22:27.045
3 -	23.186	42.009	14.178	1:19.373	89.76	1.851	14:23:46.418
4 -	22.529	42.753	15.305	1:20.587	88.40	3.065	14:25:07.005
5 -	23.187	41.261	14.375	1:18.823	90.38	1.301	14:26:25.828
6 -	22.688	41.231	13.903	1:17.822 (2)	91.55	0.300	14:27:43.650
7 -	22.451	41.724	14.393	1:18.568	90.68	1.046	14:29:02.218
8 -	22.535	41.469	14.056	1:18.060	91.27	0.538	14:30:20.278
9 -	22.765	41.471	13.963	1:18.199	91.10	0.677	14:31:38.477
10 -	22.845	41.628	<b>13.735</b>	1:18.208	91.09	0.686	14:32:56.685
11 -	<b>21.977</b>	41.696	14.265	1:17.938	91.41	0.416	14:34:14.623
12 -	22.181	40.676	15.074	1:17.931 (3)	91.42	0.409	14:35:32.554
13 -	22.412	<b>40.614</b>	14.496	<b>1:17.522 (1)</b>	<b>91.90</b>		<b>14:36:50.076</b>

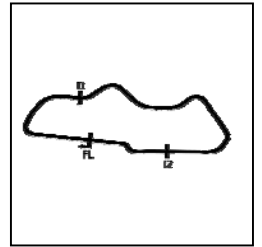
P18 57 Classic Edward GUEST			Anson SA3				
IDEAL LAP TIME : 1:15.767		BEST LAP TIME : 1:16.683		DIFFERENCE : 0.916			
LAP	SECTOR 1	SECTOR 2	SECTOR 3	LAP TIME	MPH	DIFF	TIME OF DAY
1 -			14.934	1:33.048	76.56	16.365	14:21:08.623
2 -	23.248	42.353	14.709	1:20.310	88.71	3.627	14:22:28.933
3 -	22.965	44.044	14.294	1:21.303	87.63	4.620	14:23:50.236

Weather / Track : Cloudy / Dry

Donington Park National  
 Circuit Length = 1.9790 miles  
 Start: 14:19 Flag 14:35 End: 14:37

# Monoposto Championship Moto 1000, Classic And 1400

## RACE 14 - SECTOR ANALYSIS



SECTOR 1 = FL to I1, SECTOR 2 = I1 to I2, SECTOR 3 = I2 to FL, DIFF = Difference To Personal Best Lap, P = Crossed Finish Line in Pit Lane, D = Time Disallowed

4 -	22.524	41.616	14.267	1:18.407	90.86	1.724	14:25:08.643
5 -	22.344	41.428	14.220	1:17.992	91.35	1.309	14:26:26.635
6 -	23.008	41.974	14.527	1:19.509	89.60	2.826	14:27:46.144
7 -	22.148	41.967	14.445	1:18.560	90.69	1.877	14:29:04.704
8 -	21.742	41.137	<b>13.804</b>	<b>1:16.683 (1)</b>	<b>92.91</b>		<b>14:30:21.387</b>
9 -	21.974	41.287	14.650	1:17.911	91.44	1.228	14:31:39.298
10 -	23.134	41.381	14.025	1:18.540	90.71	1.857	14:32:57.838
11 -	<b>21.589</b>	41.202	14.316	1:17.107 (2)	92.39	0.424	14:34:14.945
12 -	22.168	40.508	15.064	1:17.740 (3)	91.64	1.057	14:35:32.685
13 -	22.936	<b>40.374</b>	14.432	1:17.742	91.64	1.059	14:36:50.427

### P19 30 M1000 Andrew CARTMELL

Revelation 1000

IDEAL LAP TIME : 1:16.407 BEST LAP TIME : 1:16.702 DIFFERENCE : 0.295

LAP	SECTOR 1	SECTOR 2	SECTOR 3	LAP TIME	MPH	DIFF	TIME OF DAY
1 -			14.607	1:31.361	77.98	14.659	14:21:06.936
2 -			14.164	1:20.453	88.55	3.751	14:22:27.389
3 -	23.376	44.465	13.894	1:21.735	87.16	5.033	14:23:49.124
4 -	22.805	41.458	13.765	1:18.028	91.30	1.326	14:25:07.152
5 -	22.642	41.324	14.055	1:18.021	91.31	1.319	14:26:25.173
6 -	22.882	43.146	14.076	1:20.104	88.94	3.402	14:27:45.277
7 -	22.589	41.980	13.958	1:18.527	90.72	1.825	14:29:03.804
8 -	22.084	41.671	14.256	1:18.011 (3)	91.32	1.309	14:30:21.815
9 -	23.369	42.370	13.897	1:19.636	89.46	2.934	14:31:41.451
10 -	22.406	41.953	14.326	1:18.685	90.54	1.983	14:33:00.136
11 -	<b>21.975</b>	40.909	14.423	1:17.307 (2)	92.16	0.605	14:34:17.443
12 -	22.541	42.303	<b>13.582</b>	1:18.426	90.84	1.724	14:35:35.869
13 -	22.234	<b>40.850</b>	13.618	<b>1:16.702 (1)</b>	<b>92.88</b>		<b>14:36:52.571</b>

### P20 24 Classic Robin DAWE

Formula Vauxhall Lotus

IDEAL LAP TIME : 1:10.292 BEST LAP TIME : 1:10.468 DIFFERENCE : 0.176

LAP	SECTOR 1	SECTOR 2	SECTOR 3	LAP TIME	MPH	DIFF	TIME OF DAY
1 -			13.465	1:18.499	90.75	8.031	14:20:54.074
2 -	21.036	38.181	12.929	1:12.146	98.75	1.678	14:22:06.220
3 -	21.386	38.087	12.991	1:12.464	98.31	1.996	14:23:18.684
4 -	21.139	37.968	12.924	1:12.031	98.91	1.563	14:24:30.715
5 -	20.710	37.488	12.802	1:11.000	100.34	0.532	14:25:41.715
6 -	20.730	37.418	<b>12.676</b>	1:10.824 (2)	100.59	0.356	14:26:52.539
7 -	20.567	37.546	13.402	1:11.515	99.62	1.047	14:28:04.054
8 -	20.757	37.355	12.886	1:10.998 (3)	100.34	0.530	14:29:15.052
9 -	<b>20.509</b>	<b>37.107</b>	12.852	<b>1:10.468 (1)</b>	<b>101.10</b>		<b>14:30:25.520</b>
10 -	20.513	39.165	14.290	1:13.968	96.32	3.500	14:31:39.488

### P21 39 M1000 Craig HURRAN

Jedi Mk 6

IDEAL LAP TIME : 1:09.915 BEST LAP TIME : 1:10.022 DIFFERENCE : 0.107

LAP	SECTOR 1	SECTOR 2	SECTOR 3	LAP TIME	MPH	DIFF	TIME OF DAY
1 -			<b>12.485</b>	1:17.193	92.29	7.171	14:20:52.768
2 -	<b>20.391</b>	37.054	12.577	<b>1:10.022 (1)</b>	<b>101.74</b>		<b>14:22:02.790</b>
3 -	20.769	<b>37.039</b>	12.602	1:10.410 (2)	101.18	0.388	14:23:13.200
4 -	20.453	37.506	12.595	1:10.554 (3)	100.98	0.532	14:24:23.754
5 -	21.156	37.395	12.636	1:11.187	100.08	1.165	14:25:34.941
6 -	20.436	37.546	12.594	1:10.576	100.94	0.554	14:26:45.517
7 -	20.597	40.551	IN PIT	1:25.180 P	83.64	15.158	14:28:10.697

### P22 18 M1000 Tom RAWLINGS

JKS Mk 2

IDEAL LAP TIME : 1:13.500 BEST LAP TIME : 1:14.088 DIFFERENCE : 0.588

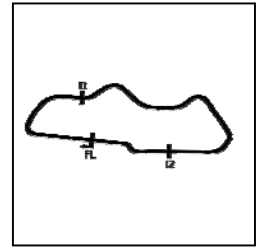
LAP	SECTOR 1	SECTOR 2	SECTOR 3	LAP TIME	MPH	DIFF	TIME OF DAY
1 -			13.888	1:21.958	86.92	7.870	14:20:57.533
2 -	<b>21.356</b>	<b>38.766</b>	13.966	<b>1:14.088 (1)</b>	<b>96.16</b>		<b>14:22:11.621</b>
3 -	21.689	38.910	14.157	1:14.756	95.30	0.668	14:23:26.377
4 -	21.574	39.638	<b>13.378</b>	1:14.590 (2)	95.51	0.502	14:24:40.967

Weather / Track : Cloudy / Dry

Donington Park National  
Circuit Length = 1.9790 miles  
Start: 14:19 Flag 14:35 End: 14:37

# Monoposto Championship Moto 1000, Classic And 1400

## RACE 14 - SECTOR ANALYSIS



SECTOR 1 = FL to I1, SECTOR 2 = I1 to I2, SECTOR 3 = I2 to FL, DIFF = Difference To Personal Best Lap, P = Crossed Finish Line in Pit Lane, D = Time Disallowed  
 5 - 21.620 39.523 13.506 1:14.649 (3) 95.44 0.561 14:25:55.616

<b>P23</b>		<b>8 M1400</b>		<b>Martin WRIGHT</b>		Dallara 301	
IDEAL LAP TIME : 1:20.014		BEST LAP TIME : 1:20.014		DIFFERENCE : 0.000			
LAP	SECTOR 1	SECTOR 2	SECTOR 3	LAP TIME	MPH	DIFF	TIME OF DAY
1 -			15.291	1:31.186 (2)	78.13	11.172	14:21:06.761
2 -	<b>22.299</b>	<b>42.937</b>	<b>14.778</b>	<b>1:20.014 (1)</b>	<b>89.04</b>		<b>14:22:26.775</b>

# Monoposto Championship Moto 1000, Classic And 1400

## RACE 14 - STATISTICS

**Competitors Started** 24  
**Planned Start** 2019-04-14 @ 14:25:00.000  
**Actual Start** 2019-04-14 @ 14:19:35.574  
**Finish Time** 2019-04-14 @ 14:35:37.700  
**Track Length** 1.9790mi.  
**Total Laps** 280  
**Total Distance Covered** 554.1388mi.

### Session Fastest Lap History

NO	CL	NAME	LAP TIME	TIME OF DAY	LAP	VEHICLE
98	M1000	Dominic SHEPHERD	1:14.595	14:20:50.174	1	JKS
3	M1400	Jason TIMMS	1:08.827	14:21:59.648	2	Dallara 301
3	M1400	Jason TIMMS	1:07.580	14:23:07.231	3	Dallara 301
3	M1400	Jason TIMMS	1:06.862	14:24:14.090	4	Dallara 301
3	M1400	Jason TIMMS	1:06.714	14:26:27.976	6	Dallara 301

### Session Leader History

NO	CL	NAME	FROM LAP	LAPS LED	DISTANCE	VEHICLE
98	M1000	Dominic SHEPHERD	1	1	1.94 miles	JKS
3	M1400	Jason TIMMS	2	13	25.72 miles	Dallara 301

### Flag History

TYPE	TIME OF DAY
GREEN	14:19:35.574
FINISH	14:35:37.700

### Flag Statistics

TYPE	COUNT	TOTAL LAPS	TOTAL TIME
Green	1	14	17:35.137
Red	0	0	0.000
Safety Car	0	0	0.000
FCY	0	0	0.000

Weather / Track : Cloudy / Dry

These results are provisional until the conclusion of any judicial and technical matters.

Donington Park National  
Circuit Length = 1.9790 miles  
Start: 14:19 Flag 14:35 End: 14:37

Clerk Of Course :	Timekeeper :
-------------------	--------------

# Monoposto Championship Moto 1000, Classic And 1400

## RACE 14 - STATISTICS

CLASS : M1400

3 Starters

### Fastest Lap History

NO	NAME	LAP TIME	TIME OF DAY	LAP	VEHICLE
3	Jason TIMMS	1:15.241	14:20:50.824	1	Dallara 301
3	Jason TIMMS	1:08.827	14:21:59.648	2	Dallara 301
3	Jason TIMMS	1:07.580	14:23:07.231	3	Dallara 301
3	Jason TIMMS	1:06.862	14:24:14.090	4	Dallara 301
3	Jason TIMMS	1:06.714	14:26:27.976	6	Dallara 301

### Leader History

NO	NAME	FROM LAP	LAPS LED	DISTANCE	VEHICLE
3	Jason TIMMS	1	14	27.66 miles	Dallara 301

Weather / Track : Cloudy / Dry

These results are provisional until the conclusion of any judicial and technical matters.

Donington Park National  
Circuit Length = 1.9790 miles  
Start: 14:19 Flag 14:35 End: 14:37

Clerk Of Course :		Timekeeper :
-------------------	--	--------------

# Monoposto Championship Moto 1000, Classic And 1400

## RACE 14 - STATISTICS

CLASS : Classic

9 Starters

### Fastest Lap History

NO	NAME	LAP TIME	TIME OF DAY	LAP	VEHICLE
24	Robin DAWE	<b>1:18.499</b>	14:20:54.069	1	Formula Vauxhall Lotus
24	Robin DAWE	<b>1:12.146</b>	14:22:06.213	2	Formula Vauxhall Lotus
27	James RIMMER	<b>1:11.411</b>	14:22:06.301	2	Dallara F392
27	James RIMMER	<b>1:10.375</b>	14:23:16.699	3	Dallara F392
27	James RIMMER	<b>1:09.935</b>	14:24:26.636	4	Dallara F392
27	James RIMMER	<b>1:08.822</b>	14:25:35.456	5	Dallara F392

### Leader History

NO	NAME	FROM LAP	LAPS LED	DISTANCE	VEHICLE
24	Robin DAWE	1	2	3.92 miles	Formula Vauxhall Lotus
27	James RIMMER	3	12	23.74 miles	Dallara F392

Weather / Track : Cloudy / Dry

These results are provisional until the conclusion of any judicial and technical matters.

Donington Park National  
Circuit Length = 1.9790 miles  
Start: 14:19 Flag 14:35 End: 14:37

Clerk Of Course :		Timekeeper :
-------------------	--	--------------

# Monoposto Championship Moto 1000, Classic And 1400

## RACE 14 - STATISTICS

CLASS : M1000

12 Starters

### Fastest Lap History

NO	NAME	LAP TIME	TIME OF DAY	LAP	VEHICLE
98	Dominic SHEPHERD	1:14.595	14:20:50.174	1	JKS
98	Dominic SHEPHERD	1:10.013	14:22:00.185	2	JKS
98	Dominic SHEPHERD	1:09.060	14:23:09.247	3	JKS
98	Dominic SHEPHERD	1:08.521	14:24:17.766	4	JKS
22	Dean WARREN	1:08.491	14:27:51.014	7	Speads RM04A
22	Dean WARREN	1:07.738	14:31:18.667	10	Speads RM04A
22	Dean WARREN	1:07.715	14:32:26.381	11	Speads RM04A
98	Dominic SHEPHERD	1:07.330	14:34:41.085	13	JKS

### Leader History

NO	NAME	FROM LAP	LAPS LED	DISTANCE	VEHICLE
98	Dominic SHEPHERD	1	14	27.66 miles	JKS

Weather / Track : Cloudy / Dry

These results are provisional until the conclusion of any judicial and technical matters.

Donington Park National  
Circuit Length = 1.9790 miles  
Start: 14:19 Flag 14:35 End: 14:37

Clerk Of Course :		Timekeeper :
-------------------	--	--------------