



MONOPOSTO CHAMPIONSHIP

MONO F3 / 2000 / 1800 / 1600

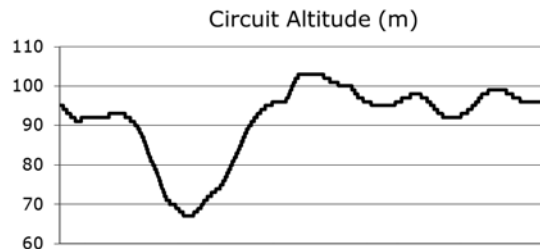
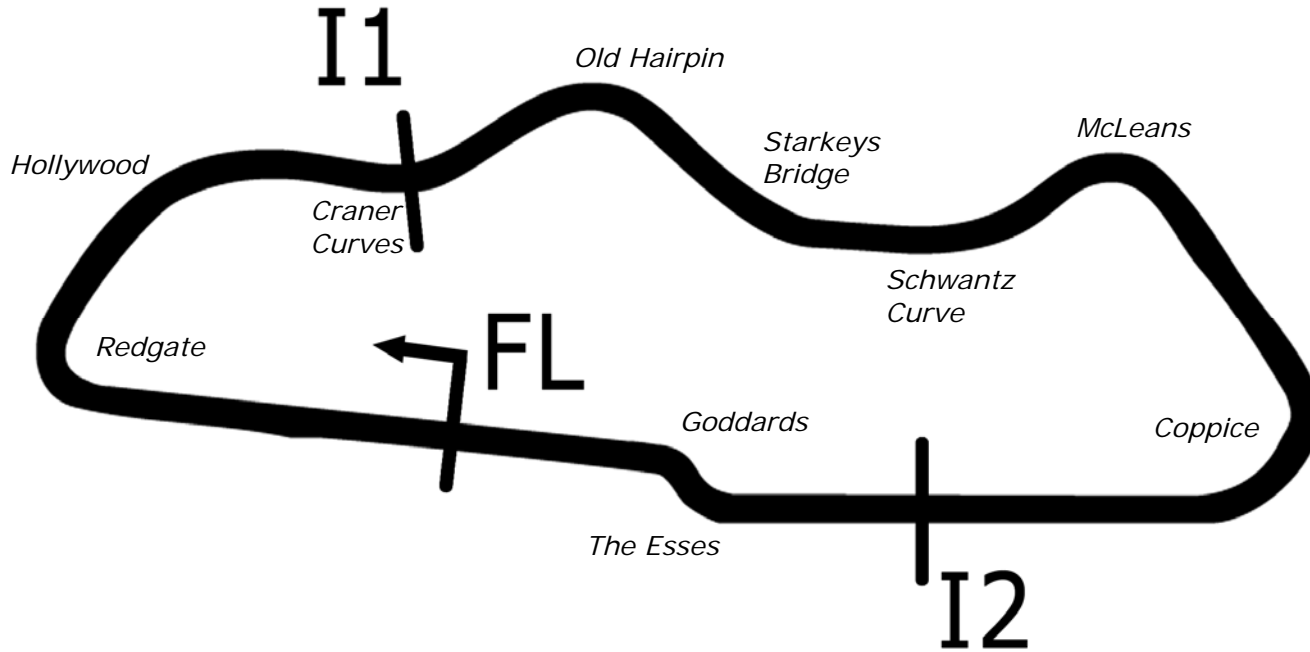
Donington Park National Circuit

13th / 14th April 2019



Results Provided by Timing Solutions Ltd
www.tsl-timing.com

Donington Park National



Length	1.9790 miles	3185.0 m	
FL		52.82971 N	1.37867 W
I1	941m	52.83226 N	1.37893 W
I2	2641m	52.82866 N	1.37129 W
Pit Entry	3100m	52.82951 N	1.37832 W
Pit Exit	229m after FL	52.82996 N	1.38205 W
Pit Entry–Pit Exit 256m, 15.3s @60kph			

All results available at www.tsl-timing.com

Monoposto Championship Mono F3, 2000,1800 and 1600

QUALIFYING - RACE 6 - CLASSIFICATION

POS	NO	CL	PIC NAME	ENTRY	TIME	ON	LAPS	GAP	DIFF	MPH
1	93	F3	1 Mark HARRISON	Dallara F397	1:09.707	10	10			102.20
2	94	F3	2 Ashley DIBDEN	Dallara F301	1:09.852	9	10	0.145	0.145	101.99
3	92	F3	3 Kevan MCLURG	Dallara F399	1:10.902	9	10	1.195	1.050	100.48
4	24	2000	1 Robin DAWE	Tom's Toyota	1:11.275	10	10	1.568	0.373	99.95
5	31	F3	4 Chris DAVISON	Dallara F301	1:11.327	9	10	1.620	0.052	99.88
6	96	F3	5 Dan FOX	Dallara F397	1:12.342	6	10	2.635	1.015	98.48
7	10	F3	6 Neil HARRISON	Dallara F302	1:12.498	6	10	2.791	0.156	98.27
8	33	F3	7 Lee FERN	Dallara F301	1:12.555	9	9	2.848	0.057	98.19
9	44	2000	2 Kevin OTWAY	Van Diemen F4	1:13.168	8	8	3.461	0.613	97.37
10	56	1800	1 Ben STILES	Van Diemen RF82	1:13.439	6	10	3.732	0.271	97.01
11	32	2000	3 Terry CLARK	Van Diemen RF00	1:13.709	8	9	4.002	0.270	96.65
12	6	2000	4 Peter VENN	Van Diemen RF00	1:14.099	9	10	4.392	0.390	96.15
13	157	1800	2 Chris LEVY	Van Diemen RF83	1:14.582	9	10	4.875	0.483	95.52
14	35	F3	8 Simon LONNERGAN	Dallara F398	1:16.081	9	9	6.374	1.499	93.64
15	117	1800	3 Chris LORD	Van Diemen RF82	1:16.209	9	10	6.502	0.128	93.48
16	155	1800	4 Graham RIDGWAY	Reynard SF78	1:16.306	9	10	6.599	0.097	93.36
17	99	2000	5 Mat JORDAN	Van Diemen RF99	1:17.130	7	8	7.423	0.824	92.37
18	12	1800	5 Phil DAVIS	Van Diemen RF98	1:17.472	9	9	7.765	0.342	91.96
19	188	1800	6 Jen RIDGWAY	Reynard SF78	1:18.279	8	9	8.572	0.807	91.01
20	14	2000	6 Robert SMITH	Dallara F395	1:19.108	9	9	9.401	0.829	90.06
21	55	F3	9 Paul BOOTH	Dallara F306	1:19.220	9	9	9.513	0.112	89.93
22	100	F3	10 Juan MORENO	Formula Renault	1:19.342	8	9	9.635	0.122	89.79
23	5	F3	11 Russ GILES	Dallara F398	1:19.701	7	9	9.994	0.359	89.39
24	198	1800	7 Rodney TOFT	Van Diemen RF82	1:19.701	10	10	9.994	0.000	89.39
25	182	1800	8 Steven GRIFFIN	Van Diemen	1:20.370	8	9	10.663	0.669	88.64
26	7	1600	1 Geoff FERN	Van Diemen RF89	1:20.914	5	9	11.207	0.544	88.05
27	111	1800	9 Jeff WILLIAMS	Van Diemen RF82	1:21.411	9	9	11.704	0.497	87.51
28	16	F3	12 James LEDAMUN	Dallara F300	1:21.525	4	4	11.818	0.114	87.39
29	69	2000	7 Richard GREENING	Swift SC98	1:23.119	8	9	13.412	1.594	85.71
30	47	1800	10 David JONES	Van Diemen RF82	1:23.415	9	9	13.708	0.296	85.41
31	81	1800	11 Douglas MCLAY	Mygale SJ10 Duratec	1:23.769	8	9	14.062	0.354	85.05
32	70*	2000	8 Michael JOWETT	Van Diemen RF00	1:32.405	7	7	22.698	8.636	77.10
33	90	F3	13 Alex FORES	Dallara F301	1:33.621	1	1	23.914	1.216	76.10

*Car 70 Please fit a working transponder
Cars 13 & 71 qualified out of session

Weather / Track : Bright / Dry

These results are provisional until the conclusion of any judicial and technical matters.

Donington Park National
Circuit Length = 1.9790 miles
Start: 11:12 Flag 11:27 End: 11:29

Clerk Of Course :

Timekeeper :

Monoposto Championship Mono F3, 2000,1800 and 1600

QUALIFYING - RACE 6 - BEST SECTORS

SECTOR 1			SECTOR 2			SECTOR 3			IDEAL / BEST COMPARISON						
POS	NO	NAME	TIME	NO	NAME	TIME	NO	NAME	TIME	POS	NO	NAME	IDEAL	BEST	DIFF
													PERFECT LAP	1:09.141	
1	93	HARRISON	19.965	94	DIBDEN	36.715	92	MCLURG	12.461	1	93	HARRISON	1:09.707	1:09.707	0.000
2	10	HARRISON	20.436	93	HARRISON	36.859	94	DIBDEN	12.518	2	94	DIBDEN	1:09.852	1:09.852	0.000
3	92	MCLURG	20.486	92	MCLURG	37.272	56	STILES	12.593	3	92	MCLURG	1:10.219	1:10.902	0.683
4	24	DAWE	20.518	31	DAVISON	37.674	31	DAVISON	12.795	4	31	DAVISON	1:11.112	1:11.327	0.215
5	94	DIBDEN	20.619	24	DAWE	37.676	93	HARRISON	12.883	5	24	DAWE	1:11.275	1:11.275	0.000
6	33	FERN	20.629	96	FOX	37.987	96	FOX	12.888	6	10	HARRISON	1:11.708	1:12.498	0.790
7	31	DAVISON	20.643	10	HARRISON	38.039	33	FERN	12.889	7	96	FOX	1:11.826	1:12.342	0.516
8	96	FOX	20.951	32	CLARK	38.553	32	CLARK	13.026	8	33	FERN	1:12.555	1:12.555	0.000
9	44	OTWAY	21.335	44	OTWAY	38.727	24	DAWE	13.081	9	56	STILES	1:12.921	1:13.439	0.518
10	32	CLARK	21.391	56	STILES	38.824	44	OTWAY	13.106	10	32	CLARK	1:12.970	1:13.709	0.739
11	56	STILES	21.504	6	VENN	38.977	157	LEVY	13.146	11	44	OTWAY	1:13.168	1:13.168	0.000
12	35	LONNERGAN	21.567	33	FERN	39.037	10	HARRISON	13.233	12	6	VENN	1:14.081	1:14.099	0.018
13	6	VENN	21.649	157	LEVY	39.662	155	RIDGWAY	13.261	13	157	LEVY	1:14.515	1:14.582	0.067
14	157	LEVY	21.707	117	LORD	40.457	117	LORD	13.268	14	117	LORD	1:15.891	1:16.209	0.318
15	16	LEDAMUN	21.832	99	JORDAN	40.711	35	LONNERGAN	13.341	15	35	LONNERGAN	1:16.025	1:16.081	0.056
16	99	JORDAN	21.974	155	RIDGWAY	40.763	14	SMITH	13.393	16	155	RIDGWAY	1:16.179	1:16.306	0.127
17	155	RIDGWAY	22.155	16	LEDAMUN	40.969	6	VENN	13.455	17	99	JORDAN	1:17.130	1:17.130	0.000
18	117	LORD	22.166	12	DAVIS	40.999	188	RIDGWAY	13.687	18	12	DAVIS	1:17.364	1:17.472	0.108
19	14	SMITH	22.210	35	LONNERGAN	41.117	100	MORENO	13.707	19	16	LEDAMUN	1:17.394	1:21.525	4.131
20	188	RIDGWAY	22.247	188	RIDGWAY	41.774	12	DAVIS	13.857	20	14	SMITH	1:17.458	1:19.108	1.650
21	100	MORENO	22.419	14	SMITH	41.855	7	FERN	14.005	21	188	RIDGWAY	1:17.708	1:18.279	0.571
22	55	BOOTH	22.492	5	GILES	42.039	111	WILLIAMS	14.009	22	100	MORENO	1:18.618	1:19.342	0.724
23	12	DAVIS	22.508	55	BOOTH	42.249	182	GRIFFIN	14.077	23	55	BOOTH	1:18.929	1:19.220	0.291
24	198	TOFT	22.855	100	MORENO	42.492	198	TOFT	14.098	24	5	GILES	1:19.237	1:19.701	0.464
25	182	GRIFFIN	22.874	198	TOFT	42.565	55	BOOTH	14.188	25	198	TOFT	1:19.518	1:19.701	0.183
26	5	GILES	22.886	182	GRIFFIN	42.925	5	GILES	14.312	26	182	GRIFFIN	1:19.876	1:20.370	0.494
27	7	FERN	22.982	7	FERN	42.974	99	JORDAN	14.445	27	7	FERN	1:19.961	1:20.914	0.953
28	81	MCLAY	23.574	111	WILLIAMS	43.464	16	LEDAMUN	14.593	28	111	WILLIAMS	1:21.158	1:21.411	0.253
29	111	WILLIAMS	23.685	47	JONES	43.867	69	GREENING	14.875	29	47	JONES	1:22.881	1:23.415	0.534
30	47	JONES	23.884	81	MCLAY	44.287	47	JONES	15.130	30	69	GREENING	1:23.119	1:23.119	0.000
31	69	GREENING	23.938	69	GREENING	44.306	81	MCLAY	15.420	31	81	MCLAY	1:23.281	1:23.769	0.488
32	90	FORES	27.117	90	FORES	50.064	90	FORES	16.440	32	90	FORES	1:33.621	1:33.621	0.000
33										33	70	JOWETT		1:32.405	

Weather / Track : Bright / Dry

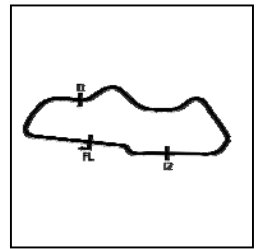
Results can be found at www.tsl-timing.com

Donington Park National
 Circuit Length = 1.9790 miles
 Start: 11:12 Flag 11:27 End: 11:29

Printed - 11:30 Saturday, 13 April 2019

Monoposto Championship Mono F3, 2000,1800 and 1600

QUALIFYING - RACE 6 - SECTOR ANALYSIS



SECTOR 1 = FL to I1, SECTOR 2 = I1 to I2, SECTOR 3 = I2 to FL, DIFF = Difference To Personal Best Lap, P = Crossed Finish Line in Pit Lane, D = Time Disallowed

P1		93 F3		Mark HARRISON		Dallara F397	
IDEAL LAP TIME : 1:09.707		BEST LAP TIME : 1:09.707		DIFFERENCE : 0.000			
LAP	SECTOR 1	SECTOR 2	SECTOR 3	LAP TIME	MPH	DIFF	TIME OF DAY
1 -	26.021	46.877	15.554	1:28.452	80.54	18.745	11:14:00.816
2 -	23.122	41.763	14.666	1:19.551	89.56	9.844	11:15:20.367
3 -	34.495	1:48.050	30.352	2:52.897	41.20	1:43.190	11:18:13.264
4 -	37.394	1:02.693	18.783	1:58.870	59.93	49.163	11:20:12.134
5 -	21.141	39.990	13.442	1:14.573	95.53	4.866	11:21:26.707
6 -	20.775	38.111	13.294	1:12.180 (3)	98.70	2.473	11:22:38.887
7 -	20.483	40.698	15.495	1:16.676	92.91	6.969	11:23:55.563
8 -	20.537	38.113	13.083	1:11.733 (2)	99.32	2.026	11:25:07.296
9 -	21.286	42.374	13.908	1:17.568	91.85	7.861	11:26:24.864
10 -	19.965	36.859	12.883	1:09.707 (1)	102.20		11:27:34.571

P2		94 F3		Ashley DIBDEN		Dallara F301	
IDEAL LAP TIME : 1:09.852		BEST LAP TIME : 1:09.852		DIFFERENCE : 0.000			
LAP	SECTOR 1	SECTOR 2	SECTOR 3	LAP TIME	MPH	DIFF	TIME OF DAY
1 -	25.391	44.178	15.009	1:24.578	84.23	14.726	11:13:58.152
2 -	22.207	39.112	13.243	1:14.562	95.55	4.710	11:15:12.714
3 -	39.940	1:46.906	28.169	2:55.015	40.70	1:45.163	11:18:07.729
4 -	39.873	1:03.357	19.181	2:02.411	58.20	52.559	11:20:10.140
5 -	21.151	38.296	13.069	1:12.516 (3)	98.24	2.664	11:21:22.656
6 -	20.802	37.559	12.966	1:11.327 (2)	99.88	1.475	11:22:33.983
7 -	20.983	44.534	13.778	1:19.295	89.84	9.443	11:23:53.278
8 -	28.555	50.001	12.932	1:31.488	77.87	21.636	11:25:24.766
9 -	20.619	36.715	12.518	1:09.852 (1)	101.99		11:26:34.618
10 -	21.808	43.718	15.597	1:21.123	87.82	11.271	11:27:55.741

P3		92 F3		Kevan MCLURG		Dallara F399	
IDEAL LAP TIME : 1:10.219		BEST LAP TIME : 1:10.902		DIFFERENCE : 0.683			
LAP	SECTOR 1	SECTOR 2	SECTOR 3	LAP TIME	MPH	DIFF	TIME OF DAY
1 -	27.982	46.272	18.792	1:33.046	76.57	22.144	11:14:22.197
2 -	23.506	46.515	14.763	1:24.784	84.03	13.882	11:15:46.981
3 -	23.792	1:45.975	23.851	2:33.618	46.37	1:22.716	11:18:20.599
4 -	37.062	1:09.102	16.976	2:03.140	57.85	52.238	11:20:23.739
5 -	22.111	40.344	13.576	1:16.031	93.70	5.129	11:21:39.770
6 -	20.845	40.910	13.761	1:15.516	94.34	4.614	11:22:55.286
7 -	21.349	38.119	13.010	1:12.478 (2)	98.30	1.576	11:24:07.764
8 -	22.973	41.556	14.166	1:18.695	90.53	7.793	11:25:26.459
9 -	21.169	37.272	12.461	1:10.902 (1)	100.48		11:26:37.361
10 -	20.486	40.921	13.875	1:15.282 (3)	94.63	4.380	11:27:52.643

P4		24 2000		Robin DAWE		Tom's Toyota	
IDEAL LAP TIME : 1:11.275		BEST LAP TIME : 1:11.275		DIFFERENCE : 0.000			
LAP	SECTOR 1	SECTOR 2	SECTOR 3	LAP TIME	MPH	DIFF	TIME OF DAY
1 -	28.272	50.887	16.238	1:35.397	74.68	24.122	11:14:35.450
2 -	24.769	50.897	18.189	1:33.855	75.91	22.580	11:16:09.305
3 -	35.398	1:31.079	21.330	2:27.807	48.20	1:16.532	11:18:37.112
4 -	40.366	1:06.458	18.766	2:05.590	56.72	54.315	11:20:42.702
5 -	22.565	41.982	14.049	1:18.596	90.64	7.321	11:22:01.298
6 -	22.490	42.022	14.631	1:19.143	90.02	7.868	11:23:20.441
7 -	22.065	41.399	14.344	1:17.808	91.56	6.533	11:24:38.249
8 -	22.617	40.028	13.415	1:16.060 (3)	93.67	4.785	11:25:54.309
9 -	20.744	37.812	13.353	1:11.909 (2)	99.07	0.634	11:27:06.218
10 -	20.518	37.676	13.081	1:11.275 (1)	99.95		11:28:17.493

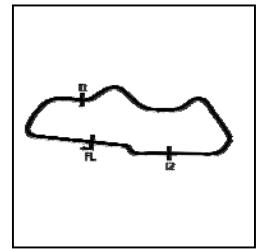
P5		31 F3		Chris DAVISON		Dallara F301	
IDEAL LAP TIME : 1:11.112		BEST LAP TIME : 1:11.327		DIFFERENCE : 0.215			
LAP	SECTOR 1	SECTOR 2	SECTOR 3	LAP TIME	MPH	DIFF	TIME OF DAY

Weather / Track : Bright / Dry

Donington Park National
Circuit Length = 1.9790 miles
Start: 11:12 Flag 11:27 End: 11:29

Monoposto Championship Mono F3, 2000,1800 and 1600

QUALIFYING - RACE 6 - SECTOR ANALYSIS



SECTOR 1 = FL to I1, SECTOR 2 = I1 to I2, SECTOR 3 = I2 to FL, DIFF = Difference To Personal Best Lap, P = Crossed Finish Line in Pit Lane, D = Time Disallowed

Lap	Sector 1	Sector 2	Sector 3	Lap Time	MPH	Diff	Time of Day
1 -	27.295	47.393	14.201	1:28.889	80.15	17.562	11:14:32.816
2 -	22.027	55.263	17.405	1:34.695	75.23	23.368	11:16:07.511
3 -	35.800	1:30.865	21.555	2:28.220	48.06	1:16.893	11:18:35.731
4 -	40.545	1:06.929	18.320	2:05.794	56.63	54.467	11:20:41.525
5 -	21.523	40.169	13.824	1:15.516	94.34	4.189	11:21:57.041
6 -	21.341	38.736	13.117	1:13.194 (3)	97.33	1.867	11:23:10.235
7 -	20.643	38.977	13.385	1:13.005 (2)	97.59	1.678	11:24:23.240
8 -	21.280	38.788	13.698	1:13.766	96.58	2.439	11:25:37.006
9 -	20.858	37.674	12.795	1:11.327 (1)	99.88		11:26:48.333
10 -	27.026	56.758	IN PIT	1:45.573 P	67.48	34.246	11:28:33.906

P6 96 F3 Dan FOX			Dallara F397				
IDEAL LAP TIME : 1:11.826		BEST LAP TIME : 1:12.342		DIFFERENCE : 0.516			
LAP	SECTOR 1	SECTOR 2	SECTOR 3	LAP TIME	MPH	DIFF	TIME OF DAY
1 -	27.376	44.162	16.056	1:27.594	81.33	15.252	11:13:58.073
2 -	24.324	41.422	13.631	1:19.377	89.75	7.035	11:15:17.450
3 -	36.523	1:47.906	29.168	2:53.597	41.04	1:41.255	11:18:11.047
4 -	38.539	1:02.721	19.922	2:01.182	58.79	48.840	11:20:12.229
5 -	22.372	39.790	12.985	1:15.147	94.80	2.805	11:21:27.376
6 -	21.055	37.987	13.300	1:12.342 (1)	98.48		11:22:39.718
7 -	20.951	39.759	15.684	1:16.394	93.26	4.052	11:23:56.112
8 -	20.960	40.230	13.183	1:14.373 (3)	95.79	2.031	11:25:10.485
9 -	21.642	40.468	14.719	1:16.829	92.73	4.487	11:26:27.314
10 -	22.314	38.172	12.888	1:13.374 (2)	97.10	1.032	11:27:40.688

P7 10 F3 Neil HARRISON			Dallara F302				
IDEAL LAP TIME : 1:11.708		BEST LAP TIME : 1:12.498		DIFFERENCE : 0.790			
LAP	SECTOR 1	SECTOR 2	SECTOR 3	LAP TIME	MPH	DIFF	TIME OF DAY
1 -	26.949	44.767	37.285	1:49.001	65.36	36.503	11:14:18.868
2 -	24.301	44.863	16.616	1:25.780	83.05	13.282	11:15:44.648
3 -	25.163	1:45.129	24.809	2:35.101	45.93	1:22.603	11:18:19.749
4 -	37.456	1:06.024	17.526	2:01.006	58.87	48.508	11:20:20.755
5 -	21.738	40.681	13.367	1:15.786	94.01	3.288	11:21:36.541
6 -	20.975	38.039	13.484	1:12.498 (1)	98.27		11:22:49.039
7 -	20.436	38.314	14.470	1:13.220 (3)	97.30	0.722	11:24:02.259
8 -	20.802	38.180	13.652	1:12.634 (2)	98.08	0.136	11:25:14.893
9 -	21.015	40.943	13.565	1:15.523	94.33	3.025	11:26:30.416
10 -	22.036	42.290	13.233	1:17.559	91.86	5.061	11:27:47.975

P8 33 F3 Lee FERN			Dallara F301				
IDEAL LAP TIME : 1:12.555		BEST LAP TIME : 1:12.555		DIFFERENCE : 0.000			
LAP	SECTOR 1	SECTOR 2	SECTOR 3	LAP TIME	MPH	DIFF	TIME OF DAY
1 -	27.064	49.457	15.108	1:31.629	77.75	19.074	11:14:49.684
2 -	30.760	1:04.330	16.529	1:51.619	63.83	39.064	11:16:41.303
3 -	27.094	1:29.104	24.273	2:20.471	50.71	1:07.916	11:19:01.774
4 -	34.372	1:04.593	16.954	1:55.919	61.46	43.364	11:20:57.693
5 -	23.983	45.397	14.397	1:23.777	85.04	11.222	11:22:21.470
6 -	22.467	45.890	16.354	1:24.711	84.10	12.156	11:23:46.181
7 -	21.433	41.554	14.724	1:17.711 (3)	91.68	5.156	11:25:03.892
8 -	21.225	39.619	13.531	1:14.375 (2)	95.79	1.820	11:26:18.267
9 -	20.629	39.037	12.889	1:12.555 (1)	98.19		11:27:30.822

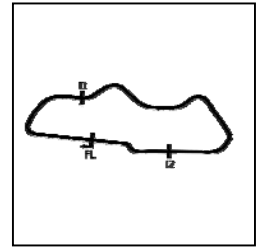
P9 44 2000 Kevin OTWAY			Van Diemen F4				
IDEAL LAP TIME : 1:13.168		BEST LAP TIME : 1:13.168		DIFFERENCE : 0.000			
LAP	SECTOR 1	SECTOR 2	SECTOR 3	LAP TIME	MPH	DIFF	TIME OF DAY
1 -	30.895	49.458	19.237	1:39.590	71.53	26.422	11:14:21.006
2 -	24.395	50.269	16.614	1:31.278	78.05	18.110	11:15:52.284
3 -	26.975	1:38.338	23.740	2:29.053	47.79	1:15.885	11:18:21.337
4 -	37.554	1:09.373	17.952	2:04.879	57.05	51.711	11:20:26.216
5 -	22.585	41.393	2:33.700	3:37.678	32.73	2:24.510	11:24:03.894

Weather / Track : Bright / Dry

Donington Park National
Circuit Length = 1.9790 miles
Start: 11:12 Flag 11:27 End: 11:29

Monoposto Championship Mono F3, 2000,1800 and 1600

QUALIFYING - RACE 6 - SECTOR ANALYSIS



SECTOR 1 = FL to I1, SECTOR 2 = I1 to I2, SECTOR 3 = I2 to FL, DIFF = Difference To Personal Best Lap, P = Crossed Finish Line in Pit Lane, D = Time Disallowed

6 -	28.183	44.246	14.850	1:27.279 (3)	81.63	14.111	11:25:31.173
7 -	21.723	39.567	13.531	1:14.821 (2)	95.22	1.653	11:26:45.994
8 -	21.335	38.727	13.106	1:13.168 (1)	97.37		11:27:59.162

P10 56 1800 Ben STILES			Van Diemen RF82				
IDEAL LAP TIME : 1:12.921		BEST LAP TIME : 1:13.439		DIFFERENCE : 0.518			
LAP	SECTOR 1	SECTOR 2	SECTOR 3	LAP TIME	MPH	DIFF	TIME OF DAY
1 -	27.546	45.680	18.157	1:31.383	77.96	17.944	11:14:21.165
2 -	23.009	42.640	13.675	1:19.324	89.81	5.885	11:15:40.489
3 -	23.431	1:49.017	25.270	2:37.718	45.17	1:24.279	11:18:18.207
4 -	37.685	1:05.534	16.365	1:59.584	59.57	46.145	11:20:17.791
5 -	22.040	39.706	12.829	1:14.575	95.53	1.136	11:21:32.366
6 -	21.559	38.964	12.916	1:13.439 (1)	97.01		11:22:45.805
7 -	21.559	38.824	13.486	1:13.869 (2)	96.44	0.430	11:23:59.674
8 -	21.758	39.687	13.058	1:14.503	95.62	1.064	11:25:14.177
9 -	21.504	39.907	13.382	1:14.793	95.25	1.354	11:26:28.970
10 -	21.936	39.750	12.593	1:14.279 (3)	95.91	0.840	11:27:43.249

P11 32 2000 Terry CLARK			Van Diemen RF00				
IDEAL LAP TIME : 1:12.970		BEST LAP TIME : 1:13.709		DIFFERENCE : 0.739			
LAP	SECTOR 1	SECTOR 2	SECTOR 3	LAP TIME	MPH	DIFF	TIME OF DAY
1 -	32.169	53.656	18.473	1:44.298	68.31	30.589	11:14:48.882
2 -	28.628	52.113	18.524	1:39.265	71.77	25.556	11:16:28.147
3 -	27.945	1:35.247	23.624	2:26.816	48.52	1:13.107	11:18:54.963
4 -	32.586	1:06.168	23.223	2:01.977	58.40	48.268	11:20:56.940
5 -	23.927	44.707	15.291	1:23.925	84.89	10.216	11:22:20.865
6 -	22.318	40.470	15.447	1:18.235	91.06	4.526	11:23:39.100
7 -	21.901	40.154	13.816	1:15.871 (3)	93.90	2.162	11:24:54.971
8 -	21.391	38.553	13.765	1:13.709 (1)	96.65		11:26:08.680
9 -	22.543	39.127	13.026	1:14.696 (2)	95.38	0.987	11:27:23.376

P12 6 2000 Peter VENN			Van Diemen RF00				
IDEAL LAP TIME : 1:14.081		BEST LAP TIME : 1:14.099		DIFFERENCE : 0.018			
LAP	SECTOR 1	SECTOR 2	SECTOR 3	LAP TIME	MPH	DIFF	TIME OF DAY
1 -	30.734	50.398	19.024	1:40.156	71.13	26.057	11:14:20.381
2 -	26.441	52.401	17.562	1:36.404	73.90	22.305	11:15:56.785
3 -	25.484	1:36.861	24.142	2:26.487	48.63	1:12.388	11:18:23.272
4 -	38.244	1:09.324	19.900	2:07.468	55.89	53.369	11:20:30.740
5 -	22.622	41.631	14.715	1:18.968	90.22	4.869	11:21:49.708
6 -	21.897	40.617	14.110	1:16.624	92.98	2.525	11:23:06.332
7 -	21.649	40.497	14.390	1:16.536	93.08	2.437	11:24:22.868
8 -	22.159	40.581	13.598	1:16.338 (3)	93.33	2.239	11:25:39.206
9 -	21.667	38.977	13.455	1:14.099 (1)	96.15		11:26:53.305
10 -	22.037	39.938	13.997	1:15.972 (2)	93.77	1.873	11:28:09.277

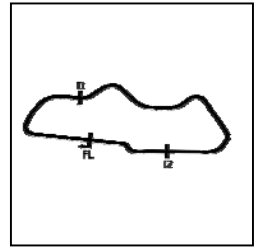
P13 157 1800 Chris LEVY			Van Diemen RF83				
IDEAL LAP TIME : 1:14.515		BEST LAP TIME : 1:14.582		DIFFERENCE : 0.067			
LAP	SECTOR 1	SECTOR 2	SECTOR 3	LAP TIME	MPH	DIFF	TIME OF DAY
1 -	25.464	45.680	15.552	1:26.696	82.17	12.114	11:14:01.380
2 -	23.072	41.830	14.704	1:19.606	89.49	5.024	11:15:20.986
3 -	34.700	1:52.434	26.623	2:53.757	41.00	1:39.175	11:18:14.743
4 -	37.985	1:05.938	14.701	1:58.624	60.06	44.042	11:20:13.367
5 -	22.517	40.292	13.561	1:16.370	93.29	1.788	11:21:29.737
6 -	22.032	39.847	13.629	1:15.508 (3)	94.35	0.926	11:22:45.245
7 -	22.375	40.653	14.916	1:17.944	91.40	3.362	11:24:03.189
8 -	21.989	40.040	13.162	1:15.191 (2)	94.75	0.609	11:25:18.380
9 -	21.774	39.662	13.146	1:14.582 (1)	95.52		11:26:32.962
10 -	21.707	41.872	13.708	1:17.287	92.18	2.705	11:27:50.249

Weather / Track : Bright / Dry

Donington Park National
Circuit Length = 1.9790 miles
Start: 11:12 Flag 11:27 End: 11:29

Monoposto Championship Mono F3, 2000,1800 and 1600

QUALIFYING - RACE 6 - SECTOR ANALYSIS



SECTOR 1 = FL to I1, SECTOR 2 = I1 to I2, SECTOR 3 = I2 to FL, DIFF = Difference To Personal Best Lap, P = Crossed Finish Line in Pit Lane, D = Time Disallowed

P14 35 F3		Simon LONNERGAN		Dallara F398			
IDEAL LAP TIME : 1:16.025		BEST LAP TIME : 1:16.081		DIFFERENCE : 0.056			
LAP	SECTOR 1	SECTOR 2	SECTOR 3	LAP TIME	MPH	DIFF	TIME OF DAY
1 -	37.148	48.952	17.795	1:43.895	68.57	27.814	11:14:20.640
2 -	23.228	1:03.762	18.268	1:45.258	67.68	29.177	11:16:05.898
3 -	35.776	1:30.355	22.112	2:28.243	48.06	1:12.162	11:18:34.141
4 -	40.587	1:06.193	17.983	2:04.763	57.10	48.682	11:20:38.904
5 -	22.508	41.753	14.638	1:18.899 (3)	90.30	2.818	11:21:57.803
6 -	23.015	42.268	14.340	1:19.623	89.47	3.542	11:23:17.426
7 -	22.875	43.168	14.185	1:20.228	88.80	4.147	11:24:37.654
8 -	22.813	41.820	13.341	1:17.974 (2)	91.37	1.893	11:25:55.628
9 -	21.567	41.117	13.397	1:16.081 (1)	93.64		11:27:11.709

P15 117 1800		Chris LORD		Van Diemen RF82			
IDEAL LAP TIME : 1:15.891		BEST LAP TIME : 1:16.209		DIFFERENCE : 0.318			
LAP	SECTOR 1	SECTOR 2	SECTOR 3	LAP TIME	MPH	DIFF	TIME OF DAY
1 -	24.954	43.914	15.909	1:24.777	84.03	8.568	11:14:23.909
2 -	23.861	52.528	17.215	1:33.604	76.11	17.395	11:15:57.513
3 -	25.672	1:37.383	23.685	2:26.740	48.55	1:10.531	11:18:24.253
4 -	37.853	1:09.260	19.728	2:06.841	56.16	50.632	11:20:31.094
5 -	22.910	41.783	14.350	1:19.043	90.13	2.834	11:21:50.137
6 -	22.517	41.113	13.412	1:17.042 (3)	92.47	0.833	11:23:07.179
7 -	22.491	41.130	14.618	1:18.239	91.06	2.030	11:24:25.418
8 -	22.360	40.770	13.268	1:16.398 (2)	93.25	0.189	11:25:41.816
9 -	22.166	40.457	13.586	1:16.209 (1)	93.48		11:26:58.025
10 -	22.208	43.500	13.533	1:19.241	89.91	3.032	11:28:17.266

P16 155 1800		Graham RIDGWAY		Reynard SF78			
IDEAL LAP TIME : 1:16.179		BEST LAP TIME : 1:16.306		DIFFERENCE : 0.127			
LAP	SECTOR 1	SECTOR 2	SECTOR 3	LAP TIME	MPH	DIFF	TIME OF DAY
1 -	28.879	49.314	19.159	1:37.352	73.18	21.046	11:14:21.462
2 -	24.589	50.196	16.600	1:31.385	77.96	15.079	11:15:52.847
3 -	26.892	1:38.463	23.707	2:29.062	47.79	1:12.756	11:18:21.909
4 -	37.510	1:09.372	17.662	2:04.544	57.20	48.238	11:20:26.453
5 -	22.890	42.241	14.782	1:19.913	89.15	3.607	11:21:46.366
6 -	22.650	40.763	13.814	1:17.227 (2)	92.25	0.921	11:23:03.593
7 -	22.155	42.295	13.693	1:18.143 (3)	91.17	1.837	11:24:21.736
8 -	22.522	42.551	14.282	1:19.355	89.78	3.049	11:25:41.091
9 -	22.221	40.824	13.261	1:16.306 (1)	93.36		11:26:57.397
10 -	22.549	44.797	13.658	1:21.004	87.95	4.698	11:28:18.401

P17 99 2000		Mat JORDAN		Van Diemen RF99			
IDEAL LAP TIME : 1:17.130		BEST LAP TIME : 1:17.130		DIFFERENCE : 0.000			
LAP	SECTOR 1	SECTOR 2	SECTOR 3	LAP TIME	MPH	DIFF	TIME OF DAY
1 -	29.414	49.516	56.837	2:15.767	52.47	58.637	11:14:59.067
2 -	28.657	59.783	19.085	1:47.525	66.26	30.395	11:16:46.592
3 -	26.434	1:28.691	21.803	2:16.928	52.03	59.798	11:19:03.520
4 -	36.367	1:02.512	17.698	1:56.577	61.11	39.447	11:21:00.097
5 -	23.473	45.776	15.064	1:24.313	84.50	7.183	11:22:24.410
6 -	22.335	45.174	16.114	1:23.623 (3)	85.19	6.493	11:23:48.033
7 -	21.974	40.711	14.445	1:17.130 (1)	92.37		11:25:05.163
8 -	23.012	42.635	15.369	1:21.016 (2)	87.94	3.886	11:26:26.179

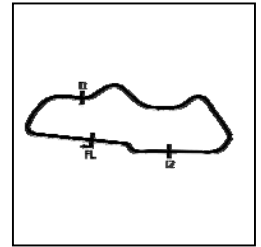
P18 12 1800		Phil DAVIS		Van Diemen RF98			
IDEAL LAP TIME : 1:17.364		BEST LAP TIME : 1:17.472		DIFFERENCE : 0.108			
LAP	SECTOR 1	SECTOR 2	SECTOR 3	LAP TIME	MPH	DIFF	TIME OF DAY
1 -	30.049	49.866	16.946	1:36.861	73.55	19.389	11:14:39.606
2 -	25.986	51.626	17.560	1:35.172	74.86	17.700	11:16:14.778
3 -	33.451	1:31.384	21.857	2:26.692	48.56	1:09.220	11:18:41.470

Weather / Track : Bright / Dry

Donington Park National
Circuit Length = 1.9790 miles
Start: 11:12 Flag 11:27 End: 11:29

Monoposto Championship Mono F3, 2000,1800 and 1600

QUALIFYING - RACE 6 - SECTOR ANALYSIS



SECTOR 1 = FL to I1, SECTOR 2 = I1 to I2, SECTOR 3 = I2 to FL, DIFF = Difference To Personal Best Lap, P = Crossed Finish Line in Pit Lane, D = Time Disallowed

4 -	39.510	1:05.781	21.038	2:06.329	56.39	48.857	11:20:47.799
5 -	23.696	43.604	14.895	1:22.195	86.67	4.723	11:22:09.994
6 -	24.063	42.040	14.690	1:20.793	88.18	3.321	11:23:30.787
7 -	22.949	41.309	14.125	1:18.383 (3)	90.89	0.911	11:24:49.170
8 -	22.508	41.154	14.064	1:17.726 (2)	91.66	0.254	11:26:06.896
9 -	22.616	40.999	13.857	1:17.472 (1)	91.96		11:27:24.368

P19 188 1800 Jen RIDGWAY		Reynard SF78					
IDEAL LAP TIME : 1:17.708		BEST LAP TIME : 1:18.279		DIFFERENCE : 0.571			
LAP	SECTOR 1	SECTOR 2	SECTOR 3	LAP TIME	MPH	DIFF	TIME OF DAY
1 -	30.032	49.319	16.894	1:36.245	74.02	17.966	11:14:24.209
2 -	25.053	52.418	18.601	1:36.072	74.15	17.793	11:16:00.281
3 -	25.736	1:39.308	21.589	2:26.633	48.58	1:08.354	11:18:26.914
4 -	37.461	1:12.843	18.895	2:09.199	55.14	50.920	11:20:36.113
5 -	23.606	43.408	15.586	1:22.600	86.25	4.321	11:21:58.713
6 -	22.877	45.441	14.281	1:22.599	86.25	4.320	11:23:21.312
7 -	22.247	43.314	14.398	1:19.959 (3)	89.10	1.680	11:24:41.271
8 -	22.818	41.774	13.687	1:18.279 (1)	91.01		11:25:59.550
9 -	22.294	42.846	14.548	1:19.688 (2)	89.40	1.409	11:27:19.238

P20 14 2000 Robert SMITH		Dallara F395					
IDEAL LAP TIME : 1:17.458		BEST LAP TIME : 1:19.108		DIFFERENCE : 1.650			
LAP	SECTOR 1	SECTOR 2	SECTOR 3	LAP TIME	MPH	DIFF	TIME OF DAY
1 -	29.636	49.886	18.323	1:37.845	72.81	18.737	11:14:25.205
2 -	28.912	55.186	17.850	1:41.948	69.88	22.840	11:16:07.153
3 -	35.680	1:30.380	22.081	2:28.141	48.09	1:09.033	11:18:35.294
4 -	40.220	1:06.891	19.083	2:06.194	56.45	47.086	11:20:41.488
5 -	23.297	43.431	14.453	1:21.181 (3)	87.76	2.073	11:22:02.669
6 -	22.270	42.777	14.969	1:20.016 (2)	89.04	0.908	11:23:22.685
7 -	22.210	43.820	15.907	1:21.937	86.95	2.829	11:24:44.622
8 -	23.630	44.660	15.012	1:23.302	85.52	4.194	11:26:07.924
9 -	23.860	41.855	13.393	1:19.108 (1)	90.06		11:27:27.032

P21 55 F3 Paul BOOTH		Dallara F306					
IDEAL LAP TIME : 1:18.929		BEST LAP TIME : 1:19.220		DIFFERENCE : 0.291			
LAP	SECTOR 1	SECTOR 2	SECTOR 3	LAP TIME	MPH	DIFF	TIME OF DAY
1 -	29.398	48.612	16.233	1:34.243	75.59	15.023	11:14:28.259
2 -	24.634	52.519	19.798	1:36.951	73.48	17.731	11:16:05.210
3 -	36.065	1:29.714	22.628	2:28.407	48.00	1:09.187	11:18:33.617
4 -	40.451	1:06.110	17.458	2:04.019	57.44	44.799	11:20:37.636
5 -	23.120	44.906	14.188	1:22.214	86.65	2.994	11:21:59.850
6 -	22.783	44.841	16.167	1:23.791	85.02	4.571	11:23:23.641
7 -	22.575	42.326	14.435	1:19.336 (2)	89.80	0.116	11:24:42.977
8 -	22.492	42.249	14.706	1:19.447 (3)	89.67	0.227	11:26:02.424
9 -	22.667	42.300	14.253	1:19.220 (1)	89.93		11:27:21.644

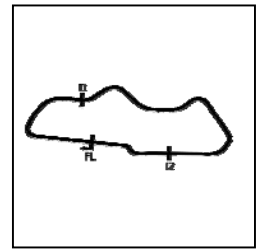
P22 100 F3 Juan MORENO		Formula Renault					
IDEAL LAP TIME : 1:18.618		BEST LAP TIME : 1:19.342		DIFFERENCE : 0.724			
LAP	SECTOR 1	SECTOR 2	SECTOR 3	LAP TIME	MPH	DIFF	TIME OF DAY
1 -	30.580	50.724	16.111	1:37.415	73.13	18.073	11:14:47.526
2 -	25.993	55.224	18.130	1:39.347	71.71	20.005	11:16:26.873
3 -	27.849	1:35.532	23.449	2:26.830	48.52	1:07.488	11:18:53.703
4 -	32.565	1:06.641	20.008	1:59.214	59.76	39.872	11:20:52.917
5 -	25.799	48.262	15.461	1:29.522	79.58	10.180	11:22:22.439
6 -	23.094	48.985	16.092	1:28.171	80.80	8.829	11:23:50.610
7 -	22.880	44.007	14.430	1:21.317 (3)	87.61	1.975	11:25:11.927
8 -	22.419	42.492	14.431	1:19.342 (1)	89.79		11:26:31.269
9 -	22.493	44.667	13.707	1:20.867 (2)	88.10	1.525	11:27:52.136

Weather / Track : Bright / Dry

Donington Park National
Circuit Length = 1.9790 miles
Start: 11:12 Flag 11:27 End: 11:29

Monoposto Championship Mono F3, 2000,1800 and 1600

QUALIFYING - RACE 6 - SECTOR ANALYSIS



SECTOR 1 = FL to I1, SECTOR 2 = I1 to I2, SECTOR 3 = I2 to FL, DIFF = Difference To Personal Best Lap, P = Crossed Finish Line in Pit Lane, D = Time Disallowed

P23		5 F3		Russ GILES		Dallara F398	
IDEAL LAP TIME : 1:19.237		BEST LAP TIME : 1:19.701		DIFFERENCE : 0.464			
LAP	SECTOR 1	SECTOR 2	SECTOR 3	LAP TIME	MPH	DIFF	TIME OF DAY
1 -	27.500	50.115	16.020	1:33.635	76.08	13.934	11:14:07.103
2 -	24.456	45.974	IN PIT	1:31.629 P	77.75	11.928	11:15:38.732
3 -	OUTLAP	1:17.715	21.423	3:25.671	34.64	2:05.970	11:19:04.403
4 -	36.559	1:02.323	17.720	1:56.602	61.10	36.901	11:21:01.005
5 -	23.712	45.395	15.387	1:24.494	84.32	4.793	11:22:25.499
6 -	23.121	44.235	16.313	1:23.669 (3)	85.15	3.968	11:23:49.168
7 -	23.350	42.039	14.312	1:19.701 (1)	89.39		11:25:08.869
8 -	22.886	42.236	14.678	1:19.800 (2)	89.28	0.099	11:26:28.669
9 -	23.509	46.477	15.418	1:25.404	83.42	5.703	11:27:54.073

P24		198 1800		Rodney TOFT		Van Diemen RF82	
IDEAL LAP TIME : 1:19.518		BEST LAP TIME : 1:19.701		DIFFERENCE : 0.183			
LAP	SECTOR 1	SECTOR 2	SECTOR 3	LAP TIME	MPH	DIFF	TIME OF DAY
1 -	26.235	45.869	14.663	1:26.767	82.11	7.066	11:14:04.925
2 -	23.483	47.553	17.749	1:28.785	80.24	9.084	11:15:33.710
3 -	25.657	1:51.819	25.904	2:43.380	43.60	1:23.679	11:18:17.090
4 -	37.914	1:05.581	17.370	2:00.865	58.94	41.164	11:20:17.955
5 -	23.778	44.867	14.544	1:23.189	85.64	3.488	11:21:41.144
6 -	23.525	42.985	14.665	1:21.175	87.76	1.474	11:23:02.319
7 -	23.235	44.726	14.970	1:22.931	85.91	3.230	11:24:25.250
8 -	23.239	42.565	14.320	1:20.124 (2)	88.92	0.423	11:25:45.374
9 -	23.219	43.387	14.395	1:21.001 (3)	87.95	1.300	11:27:06.375
10 -	22.855	42.748	14.098	1:19.701 (1)	89.39		11:28:26.076

P25		182 1800		Steven GRIFFIN		Van Diemen	
IDEAL LAP TIME : 1:19.876		BEST LAP TIME : 1:20.370		DIFFERENCE : 0.494			
LAP	SECTOR 1	SECTOR 2	SECTOR 3	LAP TIME	MPH	DIFF	TIME OF DAY
1 -	27.744	47.618	15.931	1:31.293	78.04	10.923	11:14:25.558
2 -	24.441	52.543	18.673	1:35.657	74.48	15.287	11:16:01.215
3 -	25.921	1:38.976	21.002	2:25.899	48.83	1:05.529	11:18:27.114
4 -	38.105	1:12.260	16.846	2:07.211	56.00	46.841	11:20:34.325
5 -	23.093	43.794	15.209	1:22.096	86.78	1.726	11:21:56.421
6 -	24.640	43.970	14.332	1:22.942	85.89	2.572	11:23:19.363
7 -	23.000	44.257	14.307	1:21.564 (3)	87.35	1.194	11:24:40.927
8 -	22.874	43.419	14.077	1:20.370 (1)	88.64		11:26:01.297
9 -	22.877	42.925	14.691	1:20.493 (2)	88.51	0.123	11:27:21.790

P26		7 1600		Geoff FERN		Van Diemen RF89	
IDEAL LAP TIME : 1:19.961		BEST LAP TIME : 1:20.914		DIFFERENCE : 0.953			
LAP	SECTOR 1	SECTOR 2	SECTOR 3	LAP TIME	MPH	DIFF	TIME OF DAY
1 -	29.478	49.795	18.103	1:37.376	73.16	16.462	11:14:22.163
2 -	26.659	51.865	17.786	1:36.310	73.97	15.396	11:15:58.473
3 -	25.749	1:37.637	23.498	2:26.884	48.50	1:05.970	11:18:25.357
4 -	38.289	1:09.617	19.029	2:06.935	56.12	46.021	11:20:32.292
5 -	23.412	43.300	14.202	1:20.914 (1)	88.05		11:21:53.206
6 -	23.566	43.593	15.165	1:22.324	86.54	1.410	11:23:15.530
7 -	23.528	43.911	14.202	1:21.641	87.26	0.727	11:24:37.171
8 -	23.442	44.035	14.005	1:21.482 (3)	87.43	0.568	11:25:58.653
9 -	22.982	42.974	15.402	1:21.358 (2)	87.57	0.444	11:27:20.011

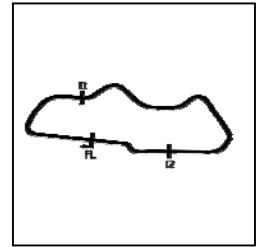
P27		111 1800		Jeff WILLIAMS		Van Diemen RF82	
IDEAL LAP TIME : 1:21.158		BEST LAP TIME : 1:21.411		DIFFERENCE : 0.253			
LAP	SECTOR 1	SECTOR 2	SECTOR 3	LAP TIME	MPH	DIFF	TIME OF DAY
1 -	30.440	50.031	15.861	1:36.332	73.95	14.921	11:14:37.015
2 -	26.015	50.428	16.996	1:33.439	76.24	12.028	11:16:10.454
3 -	35.393	1:30.768	21.661	2:27.822	48.19	1:06.411	11:18:38.276

Weather / Track : Bright / Dry

Donington Park National
Circuit Length = 1.9790 miles
Start: 11:12 Flag 11:27 End: 11:29

Monoposto Championship Mono F3, 2000,1800 and 1600

QUALIFYING - RACE 6 - SECTOR ANALYSIS



SECTOR 1 = FL to I1, SECTOR 2 = I1 to I2, SECTOR 3 = I2 to FL, DIFF = Difference To Personal Best Lap, P = Crossed Finish Line in Pit Lane, D = Time Disallowed

4 -	40.086	1:06.235	19.168	2:05.489	56.77	44.078	11:20:43.765
5 -	24.976	45.920	14.673	1:25.569	83.26	4.158	11:22:09.334
6 -	25.081	44.200	14.743	1:24.024	84.79	2.613	11:23:33.358
7 -	24.450	43.793	14.594	1:22.837 (3)	86.00	1.426	11:24:56.195
8 -	23.685	43.632	14.605	1:21.922 (2)	86.96	0.511	11:26:18.117
9 -	23.938	43.464	14.009	1:21.411 (1)	87.51		11:27:39.528

P28	16 F3	James LEDAMUN	Dallara F300				
IDEAL LAP TIME : 1:17.394		BEST LAP TIME : 1:21.525		DIFFERENCE : 4.131			
LAP	SECTOR 1	SECTOR 2	SECTOR 3	LAP TIME	MPH	DIFF	TIME OF DAY
1 -	45.040	51.755	17.177	1:53.972 (2)	62.51	32.447	11:15:32.236
2 -	25.748	1:51.808	26.281	2:43.837	43.48	1:22.312	11:18:16.073
3 -	37.958	1:05.423	16.804	2:00.185 (3)	59.28	38.660	11:20:16.258
4 -	23.453	43.479	14.593	1:21.525 (1)	87.39		11:21:37.783

P29	69 2000	Richard GREENING	Swift SC98				
IDEAL LAP TIME : 1:23.119		BEST LAP TIME : 1:23.119		DIFFERENCE : 0.000			
LAP	SECTOR 1	SECTOR 2	SECTOR 3	LAP TIME	MPH	DIFF	TIME OF DAY
1 -	28.468	50.698	17.458	1:36.624	73.73	13.505	11:14:12.376
2 -	25.266	49.713	16.595	1:31.574	77.80	8.455	11:15:43.950
3 -	25.411	1:44.640	24.949	2:35.000	45.96	1:11.881	11:18:18.950
4 -	37.676	1:05.672	18.307	2:01.655	58.56	38.536	11:20:20.605
5 -	25.083	46.907	16.613	1:28.603	80.41	5.484	11:21:49.208
6 -	24.705	45.595	15.770	1:26.070 (3)	82.77	2.951	11:23:15.278
7 -	24.888	47.782	15.786	1:28.456	80.54	5.337	11:24:43.734
8 -	23.938	44.306	14.875	1:23.119 (1)	85.71		11:26:06.853
9 -	24.129	44.969	14.940	1:24.038 (2)	84.77	0.919	11:27:30.891

P30	47 1800	David JONES	Van Diemen RF82				
IDEAL LAP TIME : 1:22.881		BEST LAP TIME : 1:23.415		DIFFERENCE : 0.534			
LAP	SECTOR 1	SECTOR 2	SECTOR 3	LAP TIME	MPH	DIFF	TIME OF DAY
1 -	30.308	52.861	17.647	1:40.816	70.66	17.401	11:14:36.849
2 -	26.713	51.446	16.840	1:34.999	74.99	11.584	11:16:11.848
3 -	34.973	1:32.002	21.848	2:28.823	47.87	1:05.408	11:18:40.671
4 -	38.655	1:06.221	20.266	2:05.142	56.93	41.727	11:20:45.813
5 -	24.948	47.809	15.347	1:28.104	80.86	4.689	11:22:13.917
6 -	23.884	45.408	15.229	1:24.521	84.29	1.106	11:23:38.438
7 -	24.134	45.071	15.161	1:24.366 (3)	84.44	0.951	11:25:02.804
8 -	24.287	43.867	15.707	1:23.861 (2)	84.95	0.446	11:26:26.665
9 -	23.897	44.388	15.130	1:23.415 (1)	85.41		11:27:50.080

P31	81 1800	Douglas MCLAY	Mygale SJ10 Duratec				
IDEAL LAP TIME : 1:23.281		BEST LAP TIME : 1:23.769		DIFFERENCE : 0.488			
LAP	SECTOR 1	SECTOR 2	SECTOR 3	LAP TIME	MPH	DIFF	TIME OF DAY
1 -	29.924	51.319	16.413	1:37.656	72.95	13.887	11:14:43.267
2 -	25.918	56.750	18.266	1:40.934	70.58	17.165	11:16:24.201
3 -	27.415	1:33.800	21.840	2:23.055	49.80	59.286	11:18:47.256
4 -	36.448	1:05.803	19.904	2:02.155	58.32	38.386	11:20:49.411
5 -	23.989	45.817	15.453	1:25.259	83.56	1.490	11:22:14.670
6 -	24.114	44.877	16.458	1:25.449	83.37	1.680	11:23:40.119
7 -	23.574	44.848	15.477	1:23.899 (2)	84.91	0.130	11:25:04.018
8 -	24.039	44.287	15.443	1:23.769 (1)	85.05		11:26:27.787
9 -	24.003	44.601	15.420	1:24.024 (3)	84.79	0.255	11:27:51.811

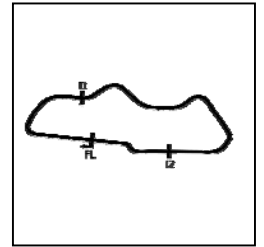
P32	70 2000	Michael JOWETT	Van Diemen RF00				
IDEAL LAP TIME :		BEST LAP TIME : 1:32.405		DIFFERENCE :			
LAP	SECTOR 1	SECTOR 2	SECTOR 3	LAP TIME	MPH	DIFF	TIME OF DAY
1 -				1:44.929	67.89	12.524	11:14:44.755
2 -				1:41.205 (3)	70.39	8.800	11:16:25.960

Weather / Track : Bright / Dry

Donington Park National
Circuit Length = 1.9790 miles
Start: 11:12 Flag 11:27 End: 11:29

Monoposto Championship Mono F3, 2000,1800 and 1600

QUALIFYING - RACE 6 - SECTOR ANALYSIS



SECTOR 1 = FL to I1, SECTOR 2 = I1 to I2, SECTOR 3 = I2 to FL, DIFF = Difference To Personal Best Lap, P = Crossed Finish Line in Pit Lane, D = Time Disallowed

3 -	2:26.323	48.69	53.918	11:18:52.283
4 -	1:58.856	59.94	26.451	11:20:51.139
5 -	1:37.765 (2)	72.87	5.360	11:22:28.904
6 -	3:08.805	37.73	1:36.400	11:25:37.709
7 -	1:32.405 (1)	77.10		11:27:10.114

P33	90 F3	Alex FORES	Dallara F301				
IDEAL LAP TIME : 1:33.621		BEST LAP TIME : 1:33.621		DIFFERENCE : 0.000			
LAP	SECTOR 1	SECTOR 2	SECTOR 3	LAP TIME	MPH	DIFF	TIME OF DAY
1 -	27.117	50.064	16.440	1:33.621 (1)	76.10		11:14:48.972

Monoposto Championship Mono F3, 2000,1800 and 1600

QUALIFYING - RACE 6 - STATISTICS

Competitors Started 33
Planned Start 2019-04-13 @ 11:10:00.000
Actual Start 2019-04-13 @ 11:12:05.802
Finish Time 2019-04-13 @ 11:27:06.376
Track Length 1.9790mi.
Total Laps 293
Total Distance Covered 579.8667mi.

Session Fastest Lap History

NO	CL	NAME	LAP TIME	TIME OF DAY	LAP	VEHICLE
96	F3	Dan FOX	1:27.594	11:13:58.099	1	Dallara F397
94	F3	Ashley DIBDEN	1:24.578	11:13:58.152	1	Dallara F301
94	F3	Ashley DIBDEN	1:14.562	11:15:12.724	2	Dallara F301
94	F3	Ashley DIBDEN	1:12.516	11:21:22.666	5	Dallara F301
94	F3	Ashley DIBDEN	1:11.327	11:22:33.993	6	Dallara F301
94	F3	Ashley DIBDEN	1:09.852	11:26:34.628	9	Dallara F301
93	F3	Mark HARRISON	1:09.707	11:27:34.597	10	Dallara F397

Flag History

TYPE	TIME OF DAY
GREEN	11:12:05.802
SAFETY	11:14:49.547
GREEN	11:20:10.139
FINISH	11:27:06.376

Flag Statistics

TYPE	COUNT	TOTAL LAPS	TOTAL TIME
Green	2	8	12:06.489
Red	0	0	0.000
Safety Car	1	2	5:20.591
FCY	0	0	0.000

Weather / Track : Bright / Dry

These results are provisional until the conclusion of any judicial and technical matters.

Donington Park National
Circuit Length = 1.9790 miles
Start: 11:12 Flag 11:27 End: 11:29

Clerk Of Course :		Timekeeper :
-------------------	--	--------------

Monoposto Championship Mono F3, 2000,1800 and 1600

QUALIFYING - RACE 6 - STATISTICS

CLASS : 1600

1 Starters

Fastest Lap History

NO	NAME	LAP TIME	TIME OF DAY	LAP	VEHICLE
7	Geoff FERN	1:37.376	11:14:22.150	1	Van Diemen RF89
7	Geoff FERN	1:36.310	11:15:58.461	2	Van Diemen RF89
7	Geoff FERN	1:20.914	11:21:53.194	5	Van Diemen RF89

Weather / Track : Bright / Dry

These results are provisional until the conclusion of any judicial and technical matters.

Donington Park National
Circuit Length = 1.9790 miles
Start: 11:12 Flag 11:27 End: 11:29

Clerk Of Course :		Timekeeper :
-------------------	--	--------------

Monoposto Championship Mono F3, 2000,1800 and 1600

QUALIFYING - RACE 6 - STATISTICS

CLASS : 1800

11 Starters

Fastest Lap History

NO	NAME	LAP TIME	TIME OF DAY	LAP	VEHICLE
157	Chris LEVY	1:26.696	11:14:01.375	1	Van Diemen RF83
117	Chris LORD	1:24.777	11:14:23.908	1	Van Diemen RF82
157	Chris LEVY	1:19.606	11:15:20.985	2	Van Diemen RF83
56	Ben STILES	1:19.324	11:15:40.495	2	Van Diemen RF82
157	Chris LEVY	1:16.370	11:21:29.733	5	Van Diemen RF83
56	Ben STILES	1:14.575	11:21:32.366	5	Van Diemen RF82
56	Ben STILES	1:13.439	11:22:45.804	6	Van Diemen RF82

Weather / Track : Bright / Dry

These results are provisional until the conclusion of any judicial and technical matters.

Donington Park National
Circuit Length = 1.9790 miles
Start: 11:12 Flag 11:27 End: 11:29

Clerk Of Course :		Timekeeper :
-------------------	--	--------------

Monoposto Championship Mono F3, 2000,1800 and 1600

QUALIFYING - RACE 6 - STATISTICS

CLASS : 2000

8 Starters

Fastest Lap History

NO	NAME	LAP TIME	TIME OF DAY	LAP	VEHICLE
69	Richard GREENING	1:36.624	11:14:12.383	1	Swift SC98
24	Robin DAWE	1:35.397	11:14:35.451	1	Tom's Toyota
69	Richard GREENING	1:31.574	11:15:43.956	2	Swift SC98
44	Kevin OTWAY	1:31.278	11:15:52.287	2	Van Diemen F4
69	Richard GREENING	1:28.603	11:21:49.214	5	Swift SC98
6	Peter VENN	1:18.968	11:21:49.718	5	Van Diemen RF00
24	Robin DAWE	1:18.596	11:22:01.299	5	Tom's Toyota
6	Peter VENN	1:16.624	11:23:06.342	6	Van Diemen RF00
6	Peter VENN	1:16.536	11:24:22.879	7	Van Diemen RF00
32	Terry CLARK	1:15.871	11:24:54.975	7	Van Diemen RF00
32	Terry CLARK	1:13.709	11:26:08.683	8	Van Diemen RF00
24	Robin DAWE	1:11.909	11:27:06.215	9	Tom's Toyota
24	Robin DAWE	1:11.275	11:28:17.492	10	Tom's Toyota

Weather / Track : Bright / Dry

These results are provisional until the conclusion of any judicial and technical matters.

Donington Park National
Circuit Length = 1.9790 miles
Start: 11:12 Flag 11:27 End: 11:29

Clerk Of Course :

Timekeeper :

Monoposto Championship Mono F3, 2000,1800 and 1600

QUALIFYING - RACE 6 - STATISTICS

CLASS : F3

13 Starters

Fastest Lap History

NO	NAME	LAP TIME	TIME OF DAY	LAP	VEHICLE
96	Dan FOX	1:27.594	11:13:58.099	1	Dallara F397
94	Ashley DIBDEN	1:24.578	11:13:58.152	1	Dallara F301
94	Ashley DIBDEN	1:14.562	11:15:12.724	2	Dallara F301
94	Ashley DIBDEN	1:12.516	11:21:22.666	5	Dallara F301
94	Ashley DIBDEN	1:11.327	11:22:33.993	6	Dallara F301
94	Ashley DIBDEN	1:09.852	11:26:34.628	9	Dallara F301
93	Mark HARRISON	1:09.707	11:27:34.597	10	Dallara F397

Weather / Track : Bright / Dry


These results are provisional until the conclusion of any judicial and technical matters.

Donington Park National
Circuit Length = 1.9790 miles
Start: 11:12 Flag 11:27 End: 11:29

Clerk Of Course :		Timekeeper :
-------------------	--	--------------

Monoposto Championship Mono F3, 2000, 1800 And 1600

RACE 6 - GRID (15 minutes)

ROW 16	31	70	1:32.405 Michael JOWETT	32	90	1:33.621 Alex FORES	
ROW 15	29	47	1:23.415 David JONES	30	81	1:23.769 Douglas MCLAY	
ROW 14	27	16	1:21.525 James LEDAMUN	28	69	1:23.119 Richard GREENING	
ROW 13	25	7	1:20.914 Geoff FERN	26	111	1:21.411 Jeff WILLIAMS	
ROW 12	23	198	1:19.701 Rodney TOFT	24	182	1:20.370 Steven GRIFFIN	
ROW 11	21	100	1:19.342 Juan MORENO	22	5	1:19.701 Russ GILES	
ROW 10	19	14	1:19.108 Robert SMITH	20	55	1:19.220 Paul BOOTH	
ROW 9	17	12	1:17.472 Phil DAVIS	18	188	1:18.279 Jen RIDGWAY	
ROW 8	15	117	1:16.209 Chris LORD	16	155	1:16.306 Graham RIDGWAY	
ROW 7	13	157	1:14.582 Chris LEVY	14	35	1:16.081 Simon LONNERGAN	
ROW 6	11	32	1:13.709 Terry CLARK	12	6	1:14.099 Peter VENN	
ROW 5	9	44	1:13.168 Kevin OTWAY	10	56	1:13.439 Ben STILES	
ROW 4	7	10	1:12.498 Neil HARRISON	8	33	1:12.555 Lee FERN	
ROW 3	5	31	1:11.327 Chris DAVISON	6	96	1:12.342 Dan FOX	
ROW 2	3	92	1:10.902 Kevan MCLURG	4	24	1:11.275 Robin DAWE	
ROW 1	1	93	1:09.707 Mark HARRISON	2	94	1:09.852 Ashley DIBDEN	
Pole							
							

Car 99 - Withdrawn

Donington Park National
Circuit Length = 1.9790 miles

These results are provisional until the conclusion of any judicial and technical matters.

Clerk Of Course :		Timekeeper :	
-------------------	--	--------------	--

Monoposto Championship Mono F3, 2000, 1800 And 1600

RACE 6 - CLASSIFICATION

POS	NO	CL	PIC NAME	ENTRY	LAPS	TIME	GAP	DIFF	MPH	BEST	ON
1	92	F3	1 Kevan MCLURG	Dallara F399	13	15:21.316			100.38	1:08.585	11
2	10	F3	2 Neil HARRISON	Dallara F302	13	15:23.675	2.359	2.359	100.12	1:08.809	11
3	96	F3	3 Dan FOX	Dallara F397	13	15:29.341	8.025	5.666	99.51	1:09.389	12
4	31	F3	4 Chris DAVISON	Dallara F301	13	15:30.457	9.141	1.116	99.39	1:09.246	11
5	94	F3	5 Ashley DIBDEN	Dallara F301	13	15:30.962	9.646	0.505	99.34	1:09.436	11
6	44	2000	1 Kevin OTWAY	Van Diemen F4	13	15:35.168	13.852	4.206	98.89	1:09.552	13
7	6	2000	2 Peter VENN	Van Diemen RF00	13	15:35.898	14.582	0.730	98.81	1:09.208	13
8	90	F3	6 Alex FORES	Dallara F301	13	16:05.489	44.173	29.591	95.78	1:08.454	13
9	32	2000	3 Terry CLARK	Van Diemen RF00	13	16:11.400	50.084	5.911	95.20	1:10.189	13
10	157	1800	1 Chris LEVY	Van Diemen RF83	13	16:23.086	1:01.770	11.686	94.07	1:14.062	11
11	14	2000	4 Robert SMITH	Dallara F395	12	15:30.204	1 Lap	1 Lap	91.76	1:14.288	10
12	12	1800	2 Phil DAVIS	Van Diemen RF98	12	15:30.936	1 Lap	0.732	91.69	1:15.304	10
13	117	1800	3 Chris LORD	Van Diemen RF82	12	15:31.954	1 Lap	1.018	91.59	1:15.564	5
14	35	F3	7 Simon LONNERGAN	Dallara F398	12	15:32.050	1 Lap	0.096	91.58	1:11.885	10
15	188	1800	4 Jen RIDGWAY	Reynard SF78	12	15:32.356	1 Lap	0.306	91.55	1:15.108	9
16	100	F3	8 Juan MORENO	Formula Renault	12	15:56.143	1 Lap	23.787	89.27	1:16.800	11
17	7	1600	1 Geoff FERN	Van Diemen RF89	12	16:05.559	1 Lap	9.416	88.40	1:17.771	12
18	55	F3	9 Paul BOOTH	Dallara F306	12	16:06.288	1 Lap	0.729	88.33	1:16.801	6
19	16	F3	10 James LEDAMUN	Dallara F300	12	16:09.050	1 Lap	2.762	88.08	1:12.067	12
20	198	1800	5 Rodney TOFT	Van Diemen RF82	12	16:19.679	1 Lap	10.629	87.12	1:18.301	12
21	111	1800	6 Jeff WILLIAMS	Van Diemen RF82	12	16:26.520	1 Lap	6.841	86.52	1:20.473	8
22	47	1800	7 David JONES	Van Diemen RF82	11	15:29.519	2 Laps	1 Lap	84.16	1:21.179	10
23	81	1800	8 Douglas MCLAY	Mygale SJ10 Duratec	11	15:32.531	2 Laps	3.012	83.89	1:21.910	7
24	70*	2000	5 Michael JOWETT	Van Diemen RF00	11	16:40.997	2 Laps	1:08.466	78.15	1:27.562	11

NOT CLASSIFIED

DNF	69	2000	Richard GREENING	Swift SC98	8	11:26.129	5 Laps	3 Laps	82.87	1:22.322	7
DNF	93	F3	Mark HARRISON	Dallara F397	6	7:12.080	7 Laps	2 Laps	98.61	1:10.072	5
DNF	56	1800	Ben STILES	Van Diemen RF82	6	7:27.216	7 Laps	15.136	95.28	1:12.629	5
DNF	24	2000	Robin DAWE	Tom's Toyota	4	5:11.972	9 Laps	2 Laps	90.91	1:12.246	3
DNF	155	1800	Graham RIDGWAY	Reynard SF78	1	1:27.830	12 Laps	3 Laps	79.56	1:27.830	1
DNF	182	1800	Steven GRIFFIN	Van Diemen	1	1:30.231	12 Laps	2.401	77.44	1:30.231	1
DNF	5	F3	Russ GILES	Dallara F398	0						

FASTEST LAP

90	F3	Alex FORES	Dallara F301	13	1:08.454	104.07 mph	167.49 kph
6	2000	Peter VENN	Van Diemen RF00	13	1:09.208	102.94 mph	165.67 kph
56	1800	Ben STILES	Van Diemen RF82	5	1:12.629	98.09 mph	157.87 kph
7	1600	Geoff FERN	Van Diemen RF89	12	1:17.771	91.61 mph	147.43 kph

*Car 70 - Please fit a working transponder

Weather / Track : Bright / Dry

These results are provisional until the conclusion of any judicial and technical matters.

Donington Park National
Circuit Length = 1.9790 miles
Start: 15:16 Flag 15:31 End: 15:32

Clerk Of Course :	Timekeeper :
-------------------	--------------

Monoposto Championship Mono F3, 2000, 1800 And 1600

RACE 6 - LAP CHART

LAP 1 @ 15:17:16.866			LAP 2 @ 15:18:28.110			LAP 3 @ 15:19:39.473			LAP 4 @ 15:20:50.021			LAP 5 @ 15:22:00.093		
NO	BEHIND	LAP TIME	NO	BEHIND	LAP TIME	NO	BEHIND	LAP TIME	NO	BEHIND	LAP TIME	NO	BEHIND	LAP TIME
93		1:16.327	93		1:11.244	93		1:11.363	93		1:10.548	93		1:10.072
94	0.356	1:16.683	94	0.657	1:11.545	94	0.396	1:11.102	92	0.640	1:10.619	92	0.701	1:10.133
92	1.341	1:17.668	92	1.221	1:11.124	92	0.569	1:10.711	94	0.945	1:11.097	96	1.140	1:09.605
24	3.271	1:19.598	96	2.930	1:10.730	96	2.108	1:10.541	96	1.607	1:10.047	94	1.495	1:10.622
96	3.444	1:19.771	31	3.993	1:11.501	31	3.559	1:10.929	31	2.721	1:09.710	31	2.832	1:10.183
31	3.736	1:20.063	24	5.453	1:13.426	10	5.582	1:11.344	10	4.292	1:09.258	10	3.171	1:08.951
10	4.091	1:20.418	10	5.601	1:12.754	24	6.336	1:12.246	6	7.132	1:10.899	6	8.126	1:11.066
44	5.559	1:21.886	6	5.807	1:11.349	6	6.781	1:12.337	44	9.049	1:11.142	44	10.324	1:11.347
6	5.702	1:22.029	44	7.690	1:13.375	44	8.455	1:12.128	56	12.213	1:13.230	70	1 Lap	1:29.697
56	6.101	1:22.428	56	8.192	1:13.335	56	9.531	1:12.702	157	19.970	1:15.441	56	14.770	1:12.629
157	6.620	1:22.947	157	10.821	1:15.445	157	15.077	1:15.619	24	22.490	1:26.702 P	157	24.590	1:14.692
117	9.964	1:26.291	12	15.938	1:16.163	12	20.784	1:16.209	12	26.677	1:16.441	35	29.101	1:12.165
188	10.890	1:27.217	117	16.566	1:17.846	117	21.726	1:16.523	35	27.008	1:13.115	12	32.686	1:16.081
12	11.019	1:27.346	14	18.063	1:17.526	14	22.471	1:15.771	117	27.596	1:16.418	117	33.088	1:15.564
155	11.503	1:27.830	188	18.586	1:18.940	188	24.142	1:16.919	14	28.360	1:16.437	32	33.641	1:13.624
14	11.781	1:28.108	35	21.839	1:17.266	35	24.441	1:13.965	32	30.089	1:12.865	14	34.550	1:16.262
182	13.904	1:30.231	32	25.771	1:19.480	32	27.772	1:13.364	188	30.800	1:17.206	90	37.298	1:11.605
7	15.196	1:31.523	100	26.058	1:21.243	90	33.456	1:16.679	90	35.765	1:12.857	188	37.512	1:16.784
35	15.817	1:32.144	7	26.192	1:22.240	100	34.085	1:19.390	100	42.456	1:18.919	100	51.429	1:19.045
100	16.059	1:32.386	111	26.969	1:21.499	7	35.370	1:20.541	7	43.807	1:18.985	7	53.790	1:20.055
111	16.714	1:33.041	90	28.140	1:18.775	111	36.153	1:20.547	16	43.942	1:15.924	55	58.418	1:20.803
32	17.535	1:33.862	198	29.556	1:22.510	16	38.566	1:18.706	111	46.994	1:21.389	111	59.026	1:22.104
198	18.290	1:34.617	55	30.607	1:22.521	55	40.712	1:21.468	55	47.687	1:17.523	198	1:00.924	1:20.036
16	19.297	1:35.624	16	31.223	1:23.170	198	41.339	1:23.146	198	50.960	1:20.169			
55	19.330	1:35.657	81	34.502	1:25.247	81	49.190	1:26.051	81	1:01.582	1:22.940			
81	20.499	1:36.826	47	34.708	1:24.613	47	49.586	1:26.241	47	1:01.754	1:22.716			
90	20.609	1:36.936	69	34.958	1:23.718	69	49.932	1:26.337	69	1:02.469	1:23.085			
47	21.339	1:37.666	70	43.551	1:29.256	70	1:01.588	1:29.400						
69	22.484	1:38.811												
70	25.539	1:41.866												

Weather / Track : Bright / Dry

Monoposto Championship Mono F3, 2000, 1800 And 1600

RACE 6 - LAP CHART

LAP 6 @ 15:23:12.505			LAP 7 @ 15:24:22.280			LAP 8 @ 15:25:33.057			LAP 9 @ 15:26:42.940			LAP 10 @ 15:27:52.104		
NO	BEHIND	LAP TIME	NO	BEHIND	LAP TIME	NO	BEHIND	LAP TIME	NO	BEHIND	LAP TIME	NO	BEHIND	LAP TIME
92		1:11.711	92		1:09.775	92		1:10.777	92		1:09.883	92		1:09.164
93	0.114	1:12.526	96	0.598	1:09.832	10	0.862	1:10.597	70	2 Laps	1:29.390	10	0.227	1:09.004
96	0.541	1:11.813	10	1.042	1:09.435	96	1.512	1:11.691	10	0.387	1:09.408	96	4.282	1:09.645
10	1.382	1:10.623	94	2.888	1:10.399	94	2.920	1:10.809	96	3.801	1:12.172	94	5.906	1:10.332
94	2.264	1:13.181	31	2.969	1:10.286	31	4.055	1:11.863	100	1 Lap	1:18.235	31	6.714	1:11.110
31	2.458	1:12.038	44	12.394	1:13.360	111	1 Lap	1:21.456	94	4.738	1:11.701	100	1 Lap	1:17.234
47	1 Lap	1:24.362	6	13.228	1:15.805	198	1 Lap	1:21.186	31	4.768	1:10.596	44	13.952	1:10.732
81	1 Lap	1:25.901	47	1 Lap	1:23.010	44	11.377	1:09.760	7	1 Lap	1:19.008	6	14.949	1:10.826
69	1 Lap	1:25.591	81	1 Lap	1:22.995	6	12.175	1:09.724	55	1 Lap	1:19.783	7	1 Lap	1:19.254
6	7.198	1:11.484	69	1 Lap	1:23.014	81	1 Lap	1:21.910	44	12.384	1:10.890	55	1 Lap	1:18.672
44	8.809	1:10.897	16	1 Lap	1:18.328	47	1 Lap	1:23.519	6	13.287	1:10.995	70	2 Laps	1:32.691
16	1 Lap	1:52.424	157	31.869	1:14.785	16	1 Lap	1:17.979	111	1 Lap	1:20.473	198	1 Lap	1:20.049
56	15.250	1:12.892	32	38.946	1:12.455	69	1 Lap	1:22.322	198	1 Lap	1:20.210	111	1 Lap	1:21.271
157	26.859	1:14.681	90	43.596	1:14.618	157	35.360	1:14.268	16	1 Lap	1:14.435	16	1 Lap	1:13.462
70	1 Lap	1:28.607	117	46.337	1:17.136	32	38.883	1:10.714	81	1 Lap	1:22.145	90	44.276	1:11.124
32	36.266	1:15.037	12	46.995	1:18.747	90	41.991	1:09.172	47	1 Lap	1:22.064	32	45.616	1:12.781
12	38.023	1:17.749	14	47.993	1:18.430	117	51.484	1:15.924	157	41.878	1:16.401	157	48.183	1:15.469
90	38.753	1:13.867	188	49.181	1:16.193	12	52.276	1:16.058	32	41.999	1:12.999	81	1 Lap	1:22.482
117	38.976	1:18.300	70	1 Lap	1:34.390	14	53.201	1:15.985	90	42.316	1:10.208	47	1 Lap	1:22.575
14	39.338	1:17.200	35	58.439	1:14.750	188	53.757	1:15.353	69	1 Lap	1:23.251	14	1:03.507	1:14.288
188	42.763	1:17.663	100	1:07.043	1:18.317	35	1:01.965	1:14.303	117	57.658	1:16.057	12	1:04.747	1:15.304
35	53.464	1:36.775	7	1:10.247	1:19.674				14	58.383	1:15.065	117	1:05.413	1:16.919
100	58.501	1:19.484	55	1:10.686	1:17.654				12	58.607	1:16.214	188	1:05.587	1:15.769
7	1:00.348	1:18.970							188	58.982	1:15.108	35	1:08.298	1:11.885
55	1:02.807	1:16.801							35	1:05.577	1:13.495			
111	1:07.285	1:20.671												
198	1:08.436	1:19.924												

Weather / Track : Bright / Dry

Results can be found at www.tsl-timing.com

Page 2 of 3

Donington Park National
 Circuit Length = 1.9790 miles
 Start: 15:16 Flag 15:31 End: 15:32

Printed - 15:35 Saturday, 13 April 2019

Monoposto Championship Mono F3, 2000, 1800 And 1600

RACE 6 - LAP CHART

LAP 11 @ 15:29:00.689			LAP 12 @ 15:30:11.815			LAP 13 @ 15:31:21.855		
NO	BEHIND	LAP TIME	NO	BEHIND	LAP TIME	NO	BEHIND	LAP TIME
92		1:08.585	92		1:11.126	92		1:10.040
10	0.451	1:08.809	10	0.932	1:11.607	10	2.359	1:11.467
96	5.204	1:09.507	12	1 Lap	1:15.932	96	8.025	1:14.598
94	6.757	1:09.436	117	1 Lap	1:15.832	47	2 Laps	1:21.574
31	7.375	1:09.246	188	1 Lap	1:17.207	14	1 Lap	1:20.274
44	15.767	1:10.400	96	3.467	1:09.389	31	9.141	1:13.020
6	16.566	1:10.202	35	1 Lap	1:15.008	12	1 Lap	1:18.692
100	1 Lap	1:17.379	94	5.205	1:09.574	94	9.646	1:14.481
7	1 Lap	1:18.467	31	6.161	1:09.912	117	1 Lap	1:19.144
55	1 Lap	1:18.623	44	14.340	1:09.699	35	1 Lap	1:17.179
198	1 Lap	1:19.516	6	15.414	1:09.974	188	1 Lap	1:17.997
16	1 Lap	1:14.228	100	1 Lap	1:16.800	81	2 Laps	1:23.810
70	2 Laps	1:29.143	7	1 Lap	1:19.071	44	13.852	1:09.552
111	1 Lap	1:22.105	55	1 Lap	1:19.482	6	14.582	1:09.208
90	44.460	1:08.769	16	1 Lap	1:12.703	100	1 Lap	1:17.711
32	47.929	1:10.898	90	45.759	1:12.425	90	44.173	1:08.454
157	53.660	1:14.062	32	49.935	1:13.132	7	1 Lap	1:17.771
47	1 Lap	1:21.179	198	1 Lap	1:20.015	55	1 Lap	1:17.301
81	1 Lap	1:22.224	111	1 Lap	1:20.573	16	1 Lap	1:12.067
14	1:09.780	1:14.858	157	57.228	1:14.694	32	50.084	1:10.189
			70	2 Laps	1:28.995	198	1 Lap	1:18.301
						157	1:01.770	1:14.582
						111	1 Lap	1:21.391
						70	2 Laps	1:27.562

Weather / Track : Bright / Dry

Monoposto Championship Mono F3, 2000, 1800 And 1600

RACE 6 - BEST SECTORS

SECTOR 1			SECTOR 2			SECTOR 3			IDEAL / BEST COMPARISON						
POS	NO	NAME	TIME	NO	NAME	TIME	NO	NAME	TIME	POS	NO	NAME	IDEAL	BEST	DIFF
													PERFECT LAP	1:07.713	
1	90	FORES	19.866	90	FORES	35.567	10	HARRISON	12.280	1	90	FORES	1:07.802	1:08.454	0.652
2	6	VENN	19.973	10	HARRISON	36.035	96	FOX	12.321	2	10	HARRISON	1:08.374	1:08.809	0.435
3	93	HARRISON	20.003	31	DAVISON	36.061	31	DAVISON	12.327	3	31	DAVISON	1:08.509	1:09.246	0.737
4	10	HARRISON	20.059	92	MCLURG	36.128	92	MCLURG	12.340	4	92	MCLURG	1:08.585	1:08.585	0.000
5	92	MCLURG	20.117	96	FOX	36.280	90	FORES	12.369	5	96	FOX	1:08.811	1:09.389	0.578
6	31	DAVISON	20.121	94	DIBDEN	36.464	44	OTWAY	12.441	6	6	VENN	1:09.053	1:09.208	0.155
7	96	FOX	20.210	44	OTWAY	36.536	94	DIBDEN	12.478	7	44	OTWAY	1:09.341	1:09.552	0.211
8	32	CLARK	20.354	6	VENN	36.583	6	VENN	12.497	8	94	DIBDEN	1:09.351	1:09.436	0.085
9	44	OTWAY	20.364	32	CLARK	37.071	56	STILES	12.656	9	93	HARRISON	1:10.038	1:10.072	0.034
10	94	DIBDEN	20.409	93	HARRISON	37.269	35	LONNERGAN	12.659	10	32	CLARK	1:10.167	1:10.189	0.022
11	16	LEDAMUN	20.743	16	LEDAMUN	37.809	32	CLARK	12.742	11	16	LEDAMUN	1:11.658	1:12.067	0.409
12	35	LONNERGAN	20.817	35	LONNERGAN	38.290	93	HARRISON	12.766	12	35	LONNERGAN	1:11.766	1:11.885	0.119
13	24	DAWE	20.943	24	DAWE	38.328	24	DAWE	12.975	13	24	DAWE	1:12.246	1:12.246	0.000
14	56	STILES	21.304	56	STILES	38.614	157	LEVY	13.016	14	56	STILES	1:12.574	1:12.629	0.055
15	14	SMITH	21.379	157	LEVY	39.243	16	LEDAMUN	13.106	15	157	LEVY	1:13.915	1:14.062	0.147
16	55	BOOTH	21.577	14	SMITH	39.458	117	LORD	13.229	16	14	SMITH	1:14.247	1:14.288	0.041
17	157	LEVY	21.656	188	RIDGWAY	39.801	100	MORENO	13.344	17	188	RIDGWAY	1:15.073	1:15.108	0.035
18	12	DAVIS	21.797	12	DAVIS	39.837	188	RIDGWAY	13.367	18	12	DAVIS	1:15.141	1:15.304	0.163
19	188	RIDGWAY	21.905	55	BOOTH	39.914	14	SMITH	13.410	19	55	BOOTH	1:15.187	1:16.801	1.614
20	100	MORENO	21.968	117	LORD	40.024	12	DAVIS	13.507	20	117	LORD	1:15.416	1:15.564	0.148
21	117	LORD	22.163	7	FERN	40.598	55	BOOTH	13.696	21	7	FERN	1:16.711	1:17.771	1.060
22	7	FERN	22.398	155	RIDGWAY	40.734	7	FERN	13.715	22	100	MORENO	1:16.800	1:16.800	0.000
23	198	TOFT	22.629	198	TOFT	41.487	198	TOFT	13.942	23	198	TOFT	1:18.058	1:18.301	0.243
24	81	MCLAY	22.974	100	MORENO	41.488	111	WILLIAMS	13.987	24	111	WILLIAMS	1:20.004	1:20.473	0.469
25	47	JONES	23.028	111	WILLIAMS	42.807	47	JONES	14.095	25	47	JONES	1:20.589	1:21.179	0.590
26	111	WILLIAMS	23.210	81	MCLAY	43.417	182	GRIFFIN	14.168	26	81	MCLAY	1:21.070	1:21.910	0.840
27	69	GREENING	23.386	47	JONES	43.466	69	GREENING	14.471	27	69	GREENING	1:21.558	1:22.322	0.764
28				69	GREENING	43.701	81	MCLAY	14.679	28	155	RIDGWAY		1:27.830	
29				182	GRIFFIN	44.071	155	RIDGWAY	17.696	29	182	GRIFFIN		1:30.231	
30										30	70	JOWETT		1:27.562	
31															

Weather / Track : Bright / Dry

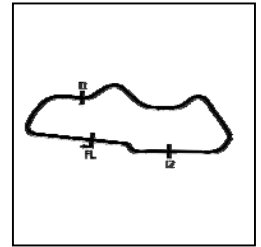
Results can be found at www.tsl-timing.com

Donington Park National
 Circuit Length = 1.9790 miles
 Start: 15:16 Flag 15:31 End: 15:32

Printed - 15:35 Saturday, 13 April 2019

Monoposto Championship Mono F3, 2000, 1800 And 1600

RACE 6 - SECTOR ANALYSIS



SECTOR 1 = FL to I1, SECTOR 2 = I1 to I2, SECTOR 3 = I2 to FL, DIFF = Difference To Personal Best Lap, P = Crossed Finish Line in Pit Lane, D = Time Disallowed

P1 92 F3		Kevan MCLURG		Dallara F399			
IDEAL LAP TIME : 1:08.585		BEST LAP TIME : 1:08.585		DIFFERENCE : 0.000			
LAP	SECTOR 1	SECTOR 2	SECTOR 3	LAP TIME	MPH	DIFF	TIME OF DAY
1 -		38.723	13.380	1:17.668	91.73	9.083	15:17:18.207
2 -	21.086	37.203	12.835	1:11.124	100.17	2.539	15:18:29.331
3 -	20.731	37.291	12.689	1:10.711	100.75	2.126	15:19:40.042
4 -	20.861	37.077	12.681	1:10.619	100.88	2.034	15:20:50.661
5 -	20.381	37.192	12.560	1:10.133	101.58	1.548	15:22:00.794
6 -	20.136	38.872	12.703	1:11.711	99.35	3.126	15:23:12.505
7 -	20.409	36.935	12.431	1:09.775 (3)	102.10	1.190	15:24:22.280
8 -	20.585	37.010	13.182	1:10.777	100.66	2.192	15:25:33.057
9 -	20.755	36.762	12.366	1:09.883	101.95	1.298	15:26:42.940
10 -	20.425	36.369	12.370	1:09.164 (2)	103.01	0.579	15:27:52.104
11 -	20.117	36.128	12.340	1:08.585 (1)	103.88		15:29:00.689
12 -	20.195	38.345	12.586	1:11.126	100.16	2.541	15:30:11.815
13 -	20.335	36.777	12.928	1:10.040	101.72	1.455	15:31:21.855

P2 10 F3		Neil HARRISON		Dallara F302			
IDEAL LAP TIME : 1:08.374		BEST LAP TIME : 1:08.809		DIFFERENCE : 0.435			
LAP	SECTOR 1	SECTOR 2	SECTOR 3	LAP TIME	MPH	DIFF	TIME OF DAY
1 -		40.037	13.623	1:20.418	88.59	11.609	15:17:20.957
2 -	21.116	38.471	13.167	1:12.754	97.92	3.945	15:18:33.711
3 -	20.923	37.531	12.890	1:11.344	99.86	2.535	15:19:45.055
4 -	20.207	36.595	12.456	1:09.258	102.87	0.449	15:20:54.313
5 -	20.059	36.457	12.435	1:08.951 (2)	103.32	0.142	15:22:03.264
6 -	20.395	37.163	13.065	1:10.623	100.88	1.814	15:23:13.887
7 -	21.051	36.035	12.349	1:09.435	102.60	0.626	15:24:23.322
8 -	20.990	37.085	12.522	1:10.597	100.91	1.788	15:25:33.919
9 -	20.859	36.226	12.323	1:09.408	102.64	0.599	15:26:43.327
10 -	20.197	36.527	12.280	1:09.004 (3)	103.24	0.195	15:27:52.331
11 -	20.278	36.195	12.336	1:08.809 (1)	103.54		15:29:01.140
12 -	20.358	38.293	12.956	1:11.607	99.49	2.798	15:30:12.747
13 -	20.673	37.909	12.885	1:11.467	99.69	2.658	15:31:24.214

P3 96 F3		Dan FOX		Dallara F397			
IDEAL LAP TIME : 1:08.811		BEST LAP TIME : 1:09.389		DIFFERENCE : 0.578			
LAP	SECTOR 1	SECTOR 2	SECTOR 3	LAP TIME	MPH	DIFF	TIME OF DAY
1 -		39.619	13.524	1:19.771	89.31	10.382	15:17:20.310
2 -	20.680	37.319	12.731	1:10.730	100.73	1.341	15:18:31.040
3 -	20.507	37.209	12.825	1:10.541	101.00	1.152	15:19:41.581
4 -	20.514	36.864	12.669	1:10.047	101.71	0.658	15:20:51.628
5 -	20.225	37.012	12.368	1:09.605 (3)	102.35	0.216	15:22:01.233
6 -	20.484	38.335	12.994	1:11.813	99.21	2.424	15:23:13.046
7 -	20.411	36.863	12.558	1:09.832	102.02	0.443	15:24:22.878
8 -	21.370	37.828	12.493	1:11.691	99.37	2.302	15:25:34.569
9 -	21.211	38.099	12.862	1:12.172	98.71	2.783	15:26:46.741
10 -	20.686	36.458	12.501	1:09.645	102.29	0.256	15:27:56.386
11 -	20.294	36.892	12.321	1:09.507 (2)	102.50	0.118	15:29:05.893
12 -	20.210	36.280	12.899	1:09.389 (1)	102.67		15:30:15.282
13 -	20.700	40.141	13.757	1:14.598	95.50	5.209	15:31:29.880

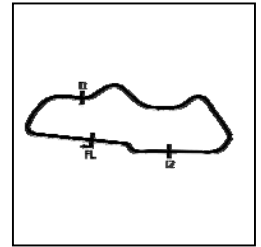
P4 31 F3		Chris DAVISON		Dallara F301			
IDEAL LAP TIME : 1:08.509		BEST LAP TIME : 1:09.246		DIFFERENCE : 0.737			
LAP	SECTOR 1	SECTOR 2	SECTOR 3	LAP TIME	MPH	DIFF	TIME OF DAY
1 -		39.953	13.436	1:20.063	88.98	10.817	15:17:20.602
2 -	21.191	37.345	12.965	1:11.501	99.64	2.255	15:18:32.103
3 -	20.639	37.345	12.945	1:10.929	100.44	1.683	15:19:43.032
4 -	20.582	36.564	12.564	1:09.710 (2)	102.20	0.464	15:20:52.742
5 -	20.294	37.251	12.638	1:10.183	101.51	0.937	15:22:02.925
6 -	20.200	38.166	13.672	1:12.038	98.90	2.792	15:23:14.963

Weather / Track : Bright / Dry

Donington Park National
Circuit Length = 1.9790 miles
Start: 15:16 Flag 15:31 End: 15:32

Monoposto Championship Mono F3, 2000, 1800 And 1600

RACE 6 - SECTOR ANALYSIS



SECTOR 1 = FL to I1, SECTOR 2 = I1 to I2, SECTOR 3 = I2 to FL, DIFF = Difference To Personal Best Lap, P = Crossed Finish Line in Pit Lane, D = Time Disallowed

7 -	20.751	36.329	13.206	1:10.286	101.36	1.040	15:24:25.249
8 -	21.166	38.104	12.593	1:11.863	99.14	2.617	15:25:37.112
9 -	20.487	36.721	13.388	1:10.596	100.92	1.350	15:26:47.708
10 -	22.156	36.627	12.327	1:11.110	100.19	1.864	15:27:58.818
11 -	20.121	36.061	13.064	1:09.246 (1)	102.88		15:29:08.064
12 -	20.322	36.396	13.194	1:09.912 (3)	101.90	0.666	15:30:17.976
13 -	20.332	38.547	14.141	1:13.020	97.57	3.774	15:31:30.996

P5	94 F3	Ashley DIBDEN	Dallara F301
IDEAL LAP TIME : 1:09.351		BEST LAP TIME : 1:09.436	
DIFFERENCE : 0.085			

LAP	SECTOR 1	SECTOR 2	SECTOR 3	LAP TIME	MPH	DIFF	TIME OF DAY
1 -		38.389	13.121	1:16.683	92.90	7.247	15:17:17.222
2 -	20.789	37.839	12.917	1:11.545	99.58	2.109	15:18:28.767
3 -	20.733	37.564	12.805	1:11.102	100.20	1.666	15:19:39.869
4 -	21.013	37.113	12.971	1:11.097	100.21	1.661	15:20:50.966
5 -	20.409	37.444	12.769	1:10.622	100.88	1.186	15:22:01.588
6 -	20.531	38.755	13.895	1:13.181	97.35	3.745	15:23:14.769
7 -	20.633	36.478	13.288	1:10.399	101.20	0.963	15:24:25.168
8 -	20.941	37.190	12.678	1:10.809	100.61	1.373	15:25:35.977
9 -	20.417	37.717	13.567	1:11.701	99.36	2.265	15:26:47.678
10 -	21.261	36.584	12.487	1:10.332 (3)	101.30	0.896	15:27:58.010
11 -	20.463	36.464	12.509	1:09.436 (1)	102.60		15:29:07.446
12 -	20.413	36.683	12.478	1:09.574 (2)	102.40	0.138	15:30:17.020
13 -	20.448	39.331	14.702	1:14.481	95.65	5.045	15:31:31.501

P6	44 2000	Kevin OTWAY	Van Diemen F4
IDEAL LAP TIME : 1:09.341		BEST LAP TIME : 1:09.552	
DIFFERENCE : 0.211			

LAP	SECTOR 1	SECTOR 2	SECTOR 3	LAP TIME	MPH	DIFF	TIME OF DAY
1 -		40.533	13.913	1:21.886	87.00	12.334	15:17:22.425
2 -	21.581	38.536	13.258	1:13.375	97.09	3.823	15:18:35.800
3 -	20.939	38.075	13.114	1:12.128	98.77	2.576	15:19:47.928
4 -	20.773	37.642	12.727	1:11.142	100.14	1.590	15:20:59.070
5 -	20.504	37.403	13.440	1:11.347	99.85	1.795	15:22:10.417
6 -	20.603	37.134	13.160	1:10.897	100.49	1.345	15:23:21.314
7 -	20.434	40.325	12.601	1:13.360	97.11	3.808	15:24:34.674
8 -	20.474	36.845	12.441	1:09.760 (3)	102.13	0.208	15:25:44.434
9 -	20.660	37.690	12.540	1:10.890	100.50	1.338	15:26:55.324
10 -	20.364	37.795	12.573	1:10.732	100.72	1.180	15:28:06.056
11 -	20.499	37.338	12.563	1:10.400	101.20	0.848	15:29:16.456
12 -	20.390	36.536	12.773	1:09.699 (2)	102.22	0.147	15:30:26.155
13 -	20.466	36.586	12.500	1:09.552 (1)	102.43		15:31:35.707

P7	6 2000	Peter VENN	Van Diemen RF00
IDEAL LAP TIME : 1:09.053		BEST LAP TIME : 1:09.208	
DIFFERENCE : 0.155			

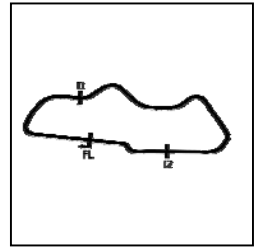
LAP	SECTOR 1	SECTOR 2	SECTOR 3	LAP TIME	MPH	DIFF	TIME OF DAY
1 -		40.720	13.477	1:22.029	86.85	12.821	15:17:22.568
2 -	20.840	37.597	12.912	1:11.349	99.85	2.141	15:18:33.917
3 -	21.002	38.301	13.034	1:12.337	98.49	3.129	15:19:46.254
4 -	20.700	37.362	12.837	1:10.899	100.49	1.691	15:20:57.153
5 -	20.505	37.542	13.019	1:11.066	100.25	1.858	15:22:08.219
6 -	20.327	37.641	13.516	1:11.484	99.66	2.276	15:23:19.703
7 -	21.198	41.686	12.921	1:15.805	93.98	6.597	15:24:35.508
8 -	20.365	36.839	12.520	1:09.724 (2)	102.18	0.516	15:25:45.232
9 -	20.449	37.965	12.581	1:10.995	100.35	1.787	15:26:56.227
10 -	20.116	38.213	12.497	1:10.826	100.59	1.618	15:28:07.053
11 -	20.037	37.328	12.837	1:10.202	101.48	0.994	15:29:17.255
12 -	20.264	37.107	12.603	1:09.974 (3)	101.81	0.766	15:30:27.229
13 -	19.973	36.583	12.652	1:09.208 (1)	102.94		15:31:36.437

Weather / Track : Bright / Dry

Donington Park National
Circuit Length = 1.9790 miles
Start: 15:16 Flag 15:31 End: 15:32

Monoposto Championship Mono F3, 2000, 1800 And 1600

RACE 6 - SECTOR ANALYSIS



SECTOR 1 = FL to I1, SECTOR 2 = I1 to I2, SECTOR 3 = I2 to FL, DIFF = Difference To Personal Best Lap, P = Crossed Finish Line in Pit Lane, D = Time Disallowed

P8 90 F3 Alex FORES		Dallara F301					
IDEAL LAP TIME : 1:07.802		BEST LAP TIME : 1:08.454		DIFFERENCE : 0.652			
LAP	SECTOR 1	SECTOR 2	SECTOR 3	LAP TIME	MPH	DIFF	TIME OF DAY
1 -		45.865	15.901	1:36.936	73.49	28.482	15:17:37.475
2 -	23.013	42.388	13.374	1:18.775	90.44	10.321	15:18:56.250
3 -	21.595	41.627	13.457	1:16.679	92.91	8.225	15:20:12.929
4 -	21.393	38.477	12.987	1:12.857	97.78	4.403	15:21:25.786
5 -	20.884	37.779	12.942	1:11.605	99.49	3.151	15:22:37.391
6 -	20.558	39.202	14.107	1:13.867	96.45	5.413	15:23:51.258
7 -	21.309	40.458	12.851	1:14.618	95.48	6.164	15:25:05.876
8 -	20.281	36.447	12.444	1:09.172 (3)	102.99	0.718	15:26:15.048
9 -	20.024	36.359	13.825	1:10.208	101.47	1.754	15:27:25.256
10 -	21.608	37.147	12.369	1:11.124	100.17	2.670	15:28:36.380
11 -	19.941	35.567	13.261	1:08.769 (2)	103.60	0.315	15:29:45.149
12 -	20.558	38.746	13.121	1:12.425	98.37	3.971	15:30:57.574
13 -	19.866	35.706	12.882	1:08.454 (1)	104.07		15:32:06.028

P9 32 2000 Terry CLARK		Van Diemen RF00					
IDEAL LAP TIME : 1:10.167		BEST LAP TIME : 1:10.189		DIFFERENCE : 0.022			
LAP	SECTOR 1	SECTOR 2	SECTOR 3	LAP TIME	MPH	DIFF	TIME OF DAY
1 -		49.797	14.481	1:33.862	75.90	23.673	15:17:34.401
2 -	23.253	41.882	14.345	1:19.480	89.64	9.291	15:18:53.881
3 -	21.525	38.699	13.140	1:13.364	97.11	3.175	15:20:07.245
4 -	20.903	38.354	13.608	1:12.865	97.77	2.676	15:21:20.110
5 -	20.835	39.675	13.114	1:13.624	96.77	3.435	15:22:33.734
6 -	21.839	39.723	13.475	1:15.037	94.94	4.848	15:23:48.771
7 -	21.014	38.488	12.953	1:12.455	98.33	2.266	15:25:01.226
8 -	20.563	37.409	12.742	1:10.714 (2)	100.75	0.525	15:26:11.940
9 -	21.077	38.175	13.747	1:12.999	97.59	2.810	15:27:24.939
10 -	21.347	38.472	12.962	1:12.781	97.89	2.592	15:28:37.720
11 -	20.406	37.603	12.889	1:10.898 (3)	100.49	0.709	15:29:48.618
12 -	20.917	38.569	13.646	1:13.132	97.42	2.943	15:31:01.750
13 -	20.354	37.071	12.764	1:10.189 (1)	101.50		15:32:11.939

P10 157 1800 Chris LEVY		Van Diemen RF83					
IDEAL LAP TIME : 1:13.915		BEST LAP TIME : 1:14.062		DIFFERENCE : 0.147			
LAP	SECTOR 1	SECTOR 2	SECTOR 3	LAP TIME	MPH	DIFF	TIME OF DAY
1 -		41.176	13.522	1:22.947	85.89	8.885	15:17:23.486
2 -	22.245	39.880	13.320	1:15.445	94.43	1.383	15:18:38.931
3 -	21.896	40.449	13.274	1:15.619	94.21	1.557	15:19:54.550
4 -	22.544	39.879	13.018	1:15.441	94.43	1.379	15:21:09.991
5 -	21.760	39.700	13.232	1:14.692	95.38	0.630	15:22:24.683
6 -	21.734	39.616	13.331	1:14.681	95.40	0.619	15:23:39.364
7 -	22.000	39.753	13.032	1:14.785	95.26	0.723	15:24:54.149
8 -	21.710	39.404	13.154	1:14.268 (2)	95.93	0.206	15:26:08.417
9 -	21.814	40.642	13.945	1:16.401	93.25	2.339	15:27:24.818
10 -	23.206	39.247	13.016	1:15.469	94.40	1.407	15:28:40.287
11 -	21.701	39.243	13.118	1:14.062 (1)	96.19		15:29:54.349
12 -	21.666	39.959	13.069	1:14.694	95.38	0.632	15:31:09.043
13 -	21.656	39.852	13.074	1:14.582 (3)	95.52	0.520	15:32:23.625

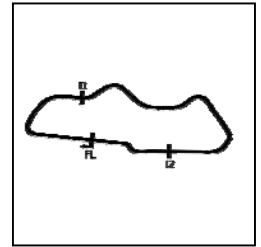
P11 14 2000 Robert SMITH		Dallara F395					
IDEAL LAP TIME : 1:14.247		BEST LAP TIME : 1:14.288		DIFFERENCE : 0.041			
LAP	SECTOR 1	SECTOR 2	SECTOR 3	LAP TIME	MPH	DIFF	TIME OF DAY
1 -		42.539	14.588	1:28.108	80.86	13.820	15:17:28.647
2 -	23.103	40.562	13.861	1:17.526	91.90	3.238	15:18:46.173
3 -	21.824	39.996	13.951	1:15.771	94.02	1.483	15:20:01.944
4 -	22.206	40.695	13.536	1:16.437	93.20	2.149	15:21:18.381
5 -	21.974	40.812	13.476	1:16.262	93.42	1.974	15:22:34.643
6 -	21.628	40.905	14.667	1:17.200	92.28	2.912	15:23:51.843

Weather / Track : Bright / Dry

Donington Park National
Circuit Length = 1.9790 miles
Start: 15:16 Flag 15:31 End: 15:32

Monoposto Championship Mono F3, 2000, 1800 And 1600

RACE 6 - SECTOR ANALYSIS



SECTOR 1 = FL to I1, SECTOR 2 = I1 to I2, SECTOR 3 = I2 to FL, DIFF = Difference To Personal Best Lap, P = Crossed Finish Line in Pit Lane, D = Time Disallowed

7 -	21.379	42.501	14.550	1:18.430	90.84	4.142	15:25:10.273
8 -	21.846	40.676	13.463	1:15.985	93.76	1.697	15:26:26.258
9 -	21.646	39.953	13.466	1:15.065 (3)	94.91	0.777	15:27:41.323
10 -	21.420	39.458	13.410	1:14.288 (1)	95.90		15:28:55.611
11 -	21.443	39.772	13.643	1:14.858 (2)	95.17	0.570	15:30:10.469
12 -	23.849	41.386	15.039	1:20.274	88.75	5.986	15:31:30.743

P12 12 1800 Phil DAVIS				Van Diemen RF98			
IDEAL LAP TIME : 1:15.141		BEST LAP TIME : 1:15.304		DIFFERENCE : 0.163			
LAP	SECTOR 1	SECTOR 2	SECTOR 3	LAP TIME	MPH	DIFF	TIME OF DAY
1 -		42.845	14.112	1:27.346	81.56	12.042	15:17:27.885
2 -	22.315	40.296	13.552	1:16.163	93.54	0.859	15:18:44.048
3 -	22.299	40.376	13.534	1:16.209	93.48	0.905	15:20:00.257
4 -	22.387	40.346	13.708	1:16.441	93.20	1.137	15:21:16.698
5 -	22.086	40.300	13.695	1:16.081	93.64	0.777	15:22:32.779
6 -	21.990	41.743	14.016	1:17.749	91.63	2.445	15:23:50.528
7 -	21.877	43.012	13.858	1:18.747	90.47	3.443	15:25:09.275
8 -	22.371	40.180	13.507	1:16.058 (3)	93.67	0.754	15:26:25.333
9 -	21.976	40.381	13.857	1:16.214	93.48	0.910	15:27:41.547
10 -	21.933	39.837	13.534	1:15.304 (1)	94.61		15:28:56.851
11 -	21.935	40.356	13.641	1:15.932 (2)	93.82	0.628	15:30:12.783
12 -	21.797	41.848	15.047	1:18.692	90.53	3.388	15:31:31.475

P13 117 1800 Chris LORD				Van Diemen RF82			
IDEAL LAP TIME : 1:15.416		BEST LAP TIME : 1:15.564		DIFFERENCE : 0.148			
LAP	SECTOR 1	SECTOR 2	SECTOR 3	LAP TIME	MPH	DIFF	TIME OF DAY
1 -		43.119	13.488	1:26.291	82.56	10.727	15:17:26.830
2 -	22.836	41.406	13.604	1:17.846	91.52	2.282	15:18:44.676
3 -	22.440	40.585	13.498	1:16.523	93.10	0.959	15:20:01.199
4 -	22.463	40.411	13.544	1:16.418	93.23	0.854	15:21:17.617
5 -	22.240	40.095	13.229	1:15.564 (1)	94.28		15:22:33.181
6 -	22.232	41.229	14.839	1:18.300	90.99	2.736	15:23:51.481
7 -	22.289	41.469	13.378	1:17.136	92.36	1.572	15:25:08.617
8 -	22.330	40.237	13.357	1:15.924 (3)	93.83	0.360	15:26:24.541
9 -	22.280	40.341	13.436	1:16.057	93.67	0.493	15:27:40.598
10 -	22.626	40.024	14.269	1:16.919	92.62	1.355	15:28:57.517
11 -	22.163	40.134	13.535	1:15.832 (2)	93.95	0.268	15:30:13.349
12 -	22.240	41.803	15.101	1:19.144	90.02	3.580	15:31:32.493

P14 35 F3 Simon LONNERGAN				Dallara F398			
IDEAL LAP TIME : 1:11.766		BEST LAP TIME : 1:11.885		DIFFERENCE : 0.119			
LAP	SECTOR 1	SECTOR 2	SECTOR 3	LAP TIME	MPH	DIFF	TIME OF DAY
1 -		44.646	14.483	1:32.144	77.32	20.259	15:17:32.683
2 -	23.419	40.895	12.952	1:17.266	92.20	5.381	15:18:49.949
3 -	21.638	39.412	12.915	1:13.965	96.32	2.080	15:20:03.914
4 -	21.269	38.898	12.948	1:13.115 (3)	97.44	1.230	15:21:17.029
5 -	20.832	38.674	12.659	1:12.165 (2)	98.72	0.280	15:22:29.194
6 -	20.858	1:01.811	14.106	1:36.775	73.62	24.890	15:24:05.969
7 -	22.353	39.713	12.684	1:14.750	95.31	2.865	15:25:20.719
8 -	21.166	40.313	12.824	1:14.303	95.88	2.418	15:26:35.022
9 -	21.729	39.045	12.721	1:13.495	96.94	1.610	15:27:48.517
10 -	20.817	38.290	12.778	1:11.885 (1)	99.11		15:29:00.402
11 -	21.734	38.412	14.862	1:15.008	94.98	3.123	15:30:15.410
12 -	21.400	39.627	16.152	1:17.179	92.31	5.294	15:31:32.589

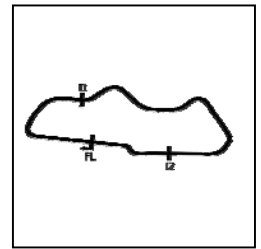
P15 188 1800 Jen RIDGWAY				Reynard SF78			
IDEAL LAP TIME : 1:15.073		BEST LAP TIME : 1:15.108		DIFFERENCE : 0.035			
LAP	SECTOR 1	SECTOR 2	SECTOR 3	LAP TIME	MPH	DIFF	TIME OF DAY
1 -		43.154	14.027	1:27.217	81.68	12.109	15:17:27.756
2 -	22.963	41.374	14.603	1:18.940	90.25	3.832	15:18:46.696

Weather / Track : Bright / Dry

Donington Park National
Circuit Length = 1.9790 miles
Start: 15:16 Flag 15:31 End: 15:32

Monoposto Championship Mono F3, 2000, 1800 And 1600

RACE 6 - SECTOR ANALYSIS



SECTOR 1 = FL to I1, SECTOR 2 = I1 to I2, SECTOR 3 = I2 to FL, DIFF = Difference To Personal Best Lap, P = Crossed Finish Line in Pit Lane, D = Time Disallowed

LAP	SECTOR 1	SECTOR 2	SECTOR 3	LAP TIME	MPH	DIFF	TIME OF DAY
3 -	22.406	40.303	14.210	1:16.919	92.62	1.811	15:20:03.615
4 -	22.383	40.412	14.411	1:17.206	92.28	2.098	15:21:20.821
5 -	22.577	40.403	13.804	1:16.784	92.78	1.676	15:22:37.605
6 -	22.077	41.866	13.720	1:17.663	91.73	2.555	15:23:55.268
7 -	22.165	40.025	14.003	1:16.193	93.50	1.085	15:25:11.461
8 -	22.175	39.801	13.377	1:15.353 (2)	94.55	0.245	15:26:26.814
9 -	21.905	39.836	13.367	1:15.108 (1)	94.85		15:27:41.922
10 -	22.020	40.258	13.491	1:15.769 (3)	94.03	0.661	15:28:57.691
11 -	22.202	40.745	14.260	1:17.207	92.27	2.099	15:30:14.898
12 -	22.923	40.527	14.547	1:17.997	91.34	2.889	15:31:32.895

P16 100 F3		Juan MORENO		Formula Renault			
IDEAL LAP TIME : 1:16.800		BEST LAP TIME : 1:16.800		DIFFERENCE : 0.000			
LAP	SECTOR 1	SECTOR 2	SECTOR 3	LAP TIME	MPH	DIFF	TIME OF DAY
1 -		45.212	14.832	1:32.386	77.11	15.586	15:17:32.925
2 -	23.992	42.982	14.269	1:21.243	87.69	4.443	15:18:54.168
3 -	22.566	42.809	14.015	1:19.390	89.74	2.590	15:20:13.558
4 -	22.678	42.515	13.726	1:18.919	90.27	2.119	15:21:32.477
5 -	22.395	42.673	13.977	1:19.045	90.13	2.245	15:22:51.522
6 -	22.757	42.984	13.743	1:19.484	89.63	2.684	15:24:11.006
7 -	22.590	42.212	13.515	1:18.317	90.97	1.517	15:25:29.323
8 -	22.322	42.261	13.652	1:18.235	91.06	1.435	15:26:47.558
9 -	22.167	41.627	13.440	1:17.234 (2)	92.24	0.434	15:28:04.792
10 -	22.000	41.862	13.517	1:17.379 (3)	92.07	0.579	15:29:22.171
11 -	21.968	41.488	13.344	1:16.800 (1)	92.76		15:30:38.971
12 -	22.063	41.890	13.758	1:17.711	91.68	0.911	15:31:56.682

P17 7 1600		Geoff FERN		Van Diemen RF89			
IDEAL LAP TIME : 1:16.711		BEST LAP TIME : 1:17.771		DIFFERENCE : 1.060			
LAP	SECTOR 1	SECTOR 2	SECTOR 3	LAP TIME	MPH	DIFF	TIME OF DAY
1 -		43.926	14.329	1:31.523	77.84	13.752	15:17:32.062
2 -	24.434	42.259	15.547	1:22.240	86.63	4.469	15:18:54.302
3 -	23.195	43.305	14.041	1:20.541	88.45	2.770	15:20:14.843
4 -	22.890	42.194	13.901	1:18.985	90.20	1.214	15:21:33.828
5 -	23.018	42.502	14.535	1:20.055	88.99	2.284	15:22:53.883
6 -	22.930	42.140	13.900	1:18.970 (3)	90.21	1.199	15:24:12.853
7 -	22.735	41.806	15.133	1:19.674	89.42	1.903	15:25:32.527
8 -	22.961	42.332	13.715	1:19.008	90.17	1.237	15:26:51.535
9 -	22.645	42.593	14.016	1:19.254	89.89	1.483	15:28:10.789
10 -	22.398	41.889	14.180	1:18.467 (2)	90.79	0.696	15:29:29.256
11 -	22.659	41.527	14.885	1:19.071	90.10	1.300	15:30:48.327
12 -	22.416	40.598	14.757	1:17.771 (1)	91.61		15:32:06.098

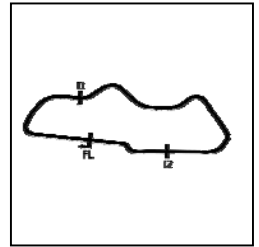
P18 55 F3		Paul BOOTH		Dallara F306			
IDEAL LAP TIME : 1:15.187		BEST LAP TIME : 1:16.801		DIFFERENCE : 1.614			
LAP	SECTOR 1	SECTOR 2	SECTOR 3	LAP TIME	MPH	DIFF	TIME OF DAY
1 -		46.301	14.966	1:35.657	74.48	18.856	15:17:36.196
2 -	23.668	44.187	14.666	1:22.521	86.33	5.720	15:18:58.717
3 -	23.055	44.385	14.028	1:21.468	87.45	4.667	15:20:20.185
4 -	22.015	41.812	13.696	1:17.523 (3)	91.90	0.722	15:21:37.708
5 -	23.535	43.380	13.888	1:20.803	88.17	4.002	15:22:58.511
6 -	21.841	41.093	13.867	1:16.801 (1)	92.76		15:24:15.312
7 -	21.577	41.411	14.666	1:17.654	91.74	0.853	15:25:32.966
8 -	24.384	41.551	13.848	1:19.783	89.30	2.982	15:26:52.749
9 -	22.016	42.915	13.741	1:18.672	90.56	1.871	15:28:11.421
10 -	22.320	41.389	14.914	1:18.623	90.61	1.822	15:29:30.044
11 -	22.416	41.050	16.016	1:19.482	89.63	2.681	15:30:49.526
12 -	22.141	39.914	15.246	1:17.301 (2)	92.16	0.500	15:32:06.827

Weather / Track : Bright / Dry

Donington Park National
Circuit Length = 1.9790 miles
Start: 15:16 Flag 15:31 End: 15:32

Monoposto Championship Mono F3, 2000, 1800 And 1600

RACE 6 - SECTOR ANALYSIS



SECTOR 1 = FL to I1, SECTOR 2 = I1 to I2, SECTOR 3 = I2 to FL, DIFF = Difference To Personal Best Lap, P = Crossed Finish Line in Pit Lane, D = Time Disallowed

P19 16 F3 James LEDAMUN			Dallara F300				
IDEAL LAP TIME : 1:11.658		BEST LAP TIME : 1:12.067		DIFFERENCE : 0.409			
LAP	SECTOR 1	SECTOR 2	SECTOR 3	LAP TIME	MPH	DIFF	TIME OF DAY
1 -		45.587	15.681	1:35.624	74.50	23.557	15:17:36.163
2 -	24.192	44.052	14.926	1:23.170	85.66	11.103	15:18:59.333
3 -	22.644	42.885	13.177	1:18.706	90.52	6.639	15:20:18.039
4 -	21.771	40.458	13.695	1:15.924	93.83	3.857	15:21:33.963
5 -	21.206	38.810	52.408	1:52.424	63.37	40.357	15:23:26.387
6 -	23.048	41.544	13.736	1:18.328	90.95	6.261	15:24:44.715
7 -	21.861	40.870	15.248	1:17.979	91.36	5.912	15:26:02.694
8 -	22.711	38.533	13.191	1:14.435	95.71	2.368	15:27:17.129
9 -	21.644	38.656	13.162	1:13.462 (3)	96.98	1.395	15:28:30.591
10 -	20.878	38.265	15.085	1:14.228	95.98	2.161	15:29:44.819
11 -	20.743	38.731	13.229	1:12.703 (2)	97.99	0.636	15:30:57.522
12 -	21.152	37.809	13.106	1:12.067 (1)	98.86		15:32:09.589

P20 198 1800 Rodney TOFT			Van Diemen RF82				
IDEAL LAP TIME : 1:18.058		BEST LAP TIME : 1:18.301		DIFFERENCE : 0.243			
LAP	SECTOR 1	SECTOR 2	SECTOR 3	LAP TIME	MPH	DIFF	TIME OF DAY
1 -		45.644	14.898	1:34.617	75.29	16.316	15:17:35.156
2 -	23.953	43.703	14.854	1:22.510	86.34	4.209	15:18:57.666
3 -	23.626	44.695	14.825	1:23.146	85.68	4.845	15:20:20.812
4 -	23.304	42.564	14.301	1:20.169	88.87	1.868	15:21:40.981
5 -	23.021	42.597	14.418	1:20.036	89.01	1.735	15:23:01.017
6 -	23.310	42.443	14.171	1:19.924 (3)	89.14	1.623	15:24:20.941
7 -	23.903	43.339	13.944	1:21.186	87.75	2.885	15:25:42.127
8 -	23.032	43.236	13.942	1:20.210	88.82	1.909	15:27:02.337
9 -	23.332	42.457	14.260	1:20.049	89.00	1.748	15:28:22.386
10 -	22.973	42.430	14.113	1:19.516 (2)	89.60	1.215	15:29:41.902
11 -	22.921	42.767	14.327	1:20.015	89.04	1.714	15:31:01.917
12 -	22.629	41.487	14.185	1:18.301 (1)	90.99		15:32:20.218

P21 111 1800 Jeff WILLIAMS			Van Diemen RF82				
IDEAL LAP TIME : 1:20.004		BEST LAP TIME : 1:20.473		DIFFERENCE : 0.469			
LAP	SECTOR 1	SECTOR 2	SECTOR 3	LAP TIME	MPH	DIFF	TIME OF DAY
1 -		44.796	14.472	1:33.041	76.57	12.568	15:17:33.580
2 -	24.510	42.898	14.091	1:21.499	87.41	1.026	15:18:55.079
3 -	23.315	43.187	14.045	1:20.547 (2)	88.45	0.074	15:20:15.626
4 -	23.621	43.572	14.196	1:21.389	87.53	0.916	15:21:37.015
5 -	23.802	43.398	14.904	1:22.104	86.77	1.631	15:22:59.119
6 -	23.535	42.950	14.186	1:20.671	88.31	0.198	15:24:19.790
7 -	24.059	43.410	13.987	1:21.456	87.46	0.983	15:25:41.246
8 -	23.602	42.807	14.064	1:20.473 (1)	88.53		15:27:01.719
9 -	23.669	43.464	14.138	1:21.271	87.66	0.798	15:28:22.990
10 -	23.210	42.910	15.985	1:22.105	86.77	1.632	15:29:45.095
11 -	23.467	42.815	14.291	1:20.573 (3)	88.42	0.100	15:31:05.668
12 -	23.669	43.390	14.332	1:21.391	87.53	0.918	15:32:27.059

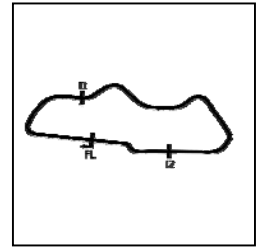
P22 47 1800 David JONES			Van Diemen RF82				
IDEAL LAP TIME : 1:20.589		BEST LAP TIME : 1:21.179		DIFFERENCE : 0.590			
LAP	SECTOR 1	SECTOR 2	SECTOR 3	LAP TIME	MPH	DIFF	TIME OF DAY
1 -		46.093	15.273	1:37.666	72.94	16.487	15:17:38.205
2 -	24.055	45.245	15.313	1:24.613	84.20	3.434	15:19:02.818
3 -	24.165	45.771	16.305	1:26.241	82.61	5.062	15:20:29.059
4 -	23.550	44.824	14.342	1:22.716	86.13	1.537	15:21:51.775
5 -	23.828	44.854	15.680	1:24.362	84.45	3.183	15:23:16.137
6 -	23.751	44.728	14.531	1:23.010	85.82	1.831	15:24:39.147
7 -	23.258	44.616	15.645	1:23.519	85.30	2.340	15:26:02.666
8 -	23.986	43.816	14.262	1:22.064 (3)	86.81	0.885	15:27:24.730
9 -	24.293	44.187	14.095	1:22.575	86.28	1.396	15:28:47.305

Weather / Track : Bright / Dry

Donington Park National
Circuit Length = 1.9790 miles
Start: 15:16 Flag 15:31 End: 15:32

Monoposto Championship Mono F3, 2000, 1800 And 1600

RACE 6 - SECTOR ANALYSIS



SECTOR 1 = FL to I1, SECTOR 2 = I1 to I2, SECTOR 3 = I2 to FL, DIFF = Difference To Personal Best Lap, P = Crossed Finish Line in Pit Lane, D = Time Disallowed

10 - **23.028** **43.466** 14.685 **1:21.179 (1)** **87.76** **15:30:08.484**
 11 - 23.299 43.638 14.637 1:21.574 (2) 87.33 0.395 15:31:30.058

P23 81 1800 Douglas MCLAY		Mygale SJ10 Duratec					
IDEAL LAP TIME : 1:21.070		BEST LAP TIME : 1:21.910		DIFFERENCE : 0.840			
LAP	SECTOR 1	SECTOR 2	SECTOR 3	LAP TIME	MPH	DIFF	TIME OF DAY
1 -		46.305	15.487	1:36.826	73.58	14.916	15:17:37.365
2 -	24.593	45.010	15.644	1:25.247	83.57	3.337	15:19:02.612
3 -	24.138	46.105	15.808	1:26.051	82.79	4.141	15:20:28.663
4 -	23.730	44.288	14.922	1:22.940	85.90	1.030	15:21:51.603
5 -	24.594	45.817	15.490	1:25.901	82.94	3.991	15:23:17.504
6 -	23.140	45.129	14.726	1:22.995	85.84	1.085	15:24:40.499
7 -	22.974	43.653	15.283	1:21.910 (1)	86.98		15:26:02.409
8 -	23.926	43.540	14.679	1:22.145 (2)	86.73	0.235	15:27:24.554
9 -	24.228	43.417	14.837	1:22.482	86.37	0.572	15:28:47.036
10 -	23.004	44.338	14.882	1:22.224 (3)	86.64	0.314	15:30:09.260
11 -	23.159	43.602	17.049	1:23.810	85.00	1.900	15:31:33.070

P24 70 2000 Michael JOWETT		Van Diemen RF00					
IDEAL LAP TIME :		BEST LAP TIME : 1:27.562		DIFFERENCE :			
LAP	SECTOR 1	SECTOR 2	SECTOR 3	LAP TIME	MPH	DIFF	TIME OF DAY
1 -				1:41.866	69.94	14.304	15:17:42.405
2 -				1:29.256	79.82	1.694	15:19:11.661
3 -				1:29.400	79.69	1.838	15:20:41.061
4 -				1:29.697	79.43	2.135	15:22:10.758
5 -				1:28.607 (2)	80.40	1.045	15:23:39.365
6 -				1:34.390	75.48	6.828	15:25:13.755
7 -				1:29.390	79.70	1.828	15:26:43.145
8 -				1:32.691	76.86	5.129	15:28:15.836
9 -				1:29.143	79.92	1.581	15:29:44.979
10 -				1:28.995 (3)	80.05	1.433	15:31:13.974
11 -				1:27.562 (1)	81.36		15:32:41.536

P25 69 2000 Richard GREENING		Swift SC98					
IDEAL LAP TIME : 1:21.558		BEST LAP TIME : 1:22.322		DIFFERENCE : 0.764			
LAP	SECTOR 1	SECTOR 2	SECTOR 3	LAP TIME	MPH	DIFF	TIME OF DAY
1 -		47.729	15.232	1:38.811	72.10	16.489	15:17:39.350
2 -	24.388	44.353	14.977	1:23.718	85.10	1.396	15:19:03.068
3 -	24.256	45.799	16.282	1:26.337	82.52	4.015	15:20:29.405
4 -	23.761	44.690	14.634	1:23.085 (3)	85.75	0.763	15:21:52.490
5 -	23.996	46.606	14.989	1:25.591	83.24	3.269	15:23:18.081
6 -	24.077	44.466	14.471	1:23.014 (2)	85.82	0.692	15:24:41.095
7 -	23.544	43.701	15.077	1:22.322 (1)	86.54		15:26:03.417
8 -	24.011	44.306	14.934	1:23.251	85.58	0.929	15:27:26.668

P26 93 F3 Mark HARRISON		Dallara F397					
IDEAL LAP TIME : 1:10.038		BEST LAP TIME : 1:10.072		DIFFERENCE : 0.034			
LAP	SECTOR 1	SECTOR 2	SECTOR 3	LAP TIME	MPH	DIFF	TIME OF DAY
1 -		38.784	13.269	1:16.327	93.34	6.255	15:17:16.866
2 -	20.449	38.029	12.766	1:11.244 (3)	100.00	1.172	15:18:28.110
3 -	20.367	38.093	12.903	1:11.363	99.83	1.291	15:19:39.473
4 -	20.404	37.309	12.835	1:10.548 (2)	100.98	0.476	15:20:50.021
5 -	20.003	37.269	12.800	1:10.072 (1)	101.67		15:22:00.093
6 -	20.117	38.960	13.449	1:12.526	98.23	2.454	15:23:12.619

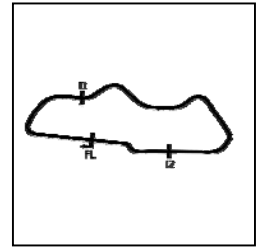
P27 56 1800 Ben STILES		Van Diemen RF82					
IDEAL LAP TIME : 1:12.574		BEST LAP TIME : 1:12.629		DIFFERENCE : 0.055			
LAP	SECTOR 1	SECTOR 2	SECTOR 3	LAP TIME	MPH	DIFF	TIME OF DAY
1 -		41.576	13.694	1:22.428	86.43	9.799	15:17:22.967

Weather / Track : Bright / Dry

Donington Park National
 Circuit Length = 1.9790 miles
 Start: 15:16 Flag 15:31 End: 15:32

Monoposto Championship Mono F3, 2000, 1800 And 1600

RACE 6 - SECTOR ANALYSIS



SECTOR 1 = FL to I1, SECTOR 2 = I1 to I2, SECTOR 3 = I2 to FL, DIFF = Difference To Personal Best Lap, P = Crossed Finish Line in Pit Lane, D = Time Disallowed

2 -	21.557	38.973	12.805	1:13.335	97.15	0.706	15:18:36.302
3 -	21.329	38.717	12.656	1:12.702 (2)	97.99	0.073	15:19:49.004
4 -	21.307	39.001	12.922	1:13.230	97.29	0.601	15:21:02.234
5 -	21.344	38.614	12.671	1:12.629 (1)	98.09		15:22:14.863
6 -	21.304	38.867	12.721	1:12.892 (3)	97.74	0.263	15:23:27.755

P28	24	2000	Robin DAWE	Tom's Toyota			
IDEAL LAP TIME : 1:12.246		BEST LAP TIME : 1:12.246		DIFFERENCE : 0.000			
LAP	SECTOR 1	SECTOR 2	SECTOR 3	LAP TIME	MPH	DIFF	TIME OF DAY
1 -		39.692	13.560	1:19.598 (3)	89.50	7.352	15:17:20.137
2 -	21.458	38.732	13.236	1:13.426 (2)	97.03	1.180	15:18:33.563
3 -	20.943	38.328	12.975	1:12.246 (1)	98.61		15:19:45.809
4 -	21.928	43.666	IN PIT	1:26.702 P	82.17	14.456	15:21:12.511

P29	155	1800	Graham RIDGWAY	Reynard SF78			
IDEAL LAP TIME :		BEST LAP TIME : 1:27.830		DIFFERENCE :			
LAP	SECTOR 1	SECTOR 2	SECTOR 3	LAP TIME	MPH	DIFF	TIME OF DAY
1 -		40.734	17.696	1:27.830 (1)	81.11		15:17:28.369

P30	182	1800	Steven GRIFFIN	Van Diemen			
IDEAL LAP TIME :		BEST LAP TIME : 1:30.231		DIFFERENCE :			
LAP	SECTOR 1	SECTOR 2	SECTOR 3	LAP TIME	MPH	DIFF	TIME OF DAY
1 -		44.071	14.168	1:30.231 (1)	78.95		15:17:30.770

Monoposto Championship Mono F3, 2000, 1800 And 1600

RACE 6 - STATISTICS

Competitors Started 30
Planned Start 2019-04-13 @ 15:20:00.000
Actual Start 2019-04-13 @ 15:16:00.538
Finish Time 2019-04-13 @ 15:31:21.614
Track Length 1.9790mi.
Total Laps 321
Total Distance Covered 635.2805mi.

Session Fastest Lap History

NO	CL	NAME	LAP TIME	TIME OF DAY	LAP	VEHICLE
93	F3	Mark HARRISON	1:16.327	15:17:16.892	1	Dallara F397
93	F3	Mark HARRISON	1:11.244	15:18:28.135	2	Dallara F397
92	F3	Kevan MCLURG	1:11.124	15:18:29.357	2	Dallara F399
96	F3	Dan FOX	1:10.730	15:18:31.062	2	Dallara F397
92	F3	Kevan MCLURG	1:10.711	15:19:40.067	3	Dallara F399
96	F3	Dan FOX	1:10.541	15:19:41.603	3	Dallara F397
96	F3	Dan FOX	1:10.047	15:20:51.649	4	Dallara F397
31	F3	Chris DAVISON	1:09.710	15:20:52.749	4	Dallara F301
10	F3	Neil HARRISON	1:09.258	15:20:54.339	4	Dallara F302
10	F3	Neil HARRISON	1:08.951	15:22:03.291	5	Dallara F302
92	F3	Kevan MCLURG	1:08.585	15:29:00.714	11	Dallara F399
90	F3	Alex FORES	1:08.454	15:32:06.034	13	Dallara F301

Session Leader History

NO	CL	NAME	FROM LAP	LAPS LED	DISTANCE	VEHICLE
93	F3	Mark HARRISON	1	5	9.85 miles	Dallara F397
92	F3	Kevan MCLURG	6	8	15.83 miles	Dallara F399

Flag History

TYPE	TIME OF DAY
GREEN	15:16:00.538
FINISH	15:31:21.614

Flag Statistics

TYPE	COUNT	TOTAL LAPS	TOTAL TIME
Green	1	13	16:53.936
Red	0	0	0.000
Safety Car	0	0	0.000
FCY	0	0	0.000

Weather / Track : Bright / Dry

These results are provisional until the conclusion of any judicial and technical matters.

Donington Park National
 Circuit Length = 1.9790 miles
 Start: 15:16 Flag 15:31 End: 15:32

Clerk Of Course :	Timekeeper :
-------------------	--------------

Monoposto Championship Mono F3, 2000, 1800 And 1600

RACE 6 - STATISTICS

CLASS : 1600

1 Starters

Fastest Lap History

NO	NAME	LAP TIME	TIME OF DAY	LAP	VEHICLE
7	Geoff FERN	1:31.523	15:17:32.048	1	Van Diemen RF89
7	Geoff FERN	1:22.240	15:18:54.284	2	Van Diemen RF89
7	Geoff FERN	1:20.541	15:20:14.827	3	Van Diemen RF89
7	Geoff FERN	1:18.985	15:21:33.816	4	Van Diemen RF89
7	Geoff FERN	1:18.970	15:24:12.840	6	Van Diemen RF89
7	Geoff FERN	1:18.467	15:29:29.244	10	Van Diemen RF89
7	Geoff FERN	1:17.771	15:32:06.098	12	Van Diemen RF89

Leader History

NO	NAME	FROM LAP	LAPS LED	DISTANCE	VEHICLE
7	Geoff FERN	1	12	23.71 miles	Van Diemen RF89

Weather / Track : Bright / Dry

These results are provisional until the conclusion of any judicial and technical matters.

Donington Park National
Circuit Length = 1.9790 miles
Start: 15:16 Flag 15:31 End: 15:32

Clerk Of Course :		Timekeeper :
-------------------	--	--------------

Monoposto Championship Mono F3, 2000, 1800 And 1600

RACE 6 - STATISTICS

CLASS : 1800

11 Starters

Fastest Lap History

NO	NAME	LAP TIME	TIME OF DAY	LAP	VEHICLE
56	Ben STILES	1:22.428	15:17:22.965	1	Van Diemen RF82
56	Ben STILES	1:13.335	15:18:36.301	2	Van Diemen RF82
56	Ben STILES	1:12.702	15:19:49.005	3	Van Diemen RF82
56	Ben STILES	1:12.629	15:22:14.863	5	Van Diemen RF82

Leader History

NO	NAME	FROM LAP	LAPS LED	DISTANCE	VEHICLE
56	Ben STILES	1	6	11.83 miles	Van Diemen RF82
157	Chris LEVY	7	7	13.85 miles	Van Diemen RF83

Weather / Track : Bright / Dry

These results are provisional until the conclusion of any judicial and technical matters.

Donington Park National
Circuit Length = 1.9790 miles
Start: 15:16 Flag 15:31 End: 15:32

Clerk Of Course :		Timekeeper :
-------------------	--	--------------

Monoposto Championship Mono F3, 2000, 1800 And 1600

RACE 6 - STATISTICS

CLASS : 2000

7 Starters

Fastest Lap History

NO	NAME	LAP TIME	TIME OF DAY	LAP	VEHICLE
24	Robin DAWE	1:19.598	15:17:20.136	1	Tom's Toyota
24	Robin DAWE	1:13.426	15:18:33.562	2	Tom's Toyota
6	Peter VENN	1:11.349	15:18:33.926	2	Van Diemen RF00
6	Peter VENN	1:10.899	15:20:57.161	4	Van Diemen RF00
44	Kevin OTWAY	1:10.897	15:23:21.313	6	Van Diemen F4
44	Kevin OTWAY	1:09.760	15:25:44.436	8	Van Diemen F4
6	Peter VENN	1:09.724	15:25:45.241	8	Van Diemen RF00
44	Kevin OTWAY	1:09.699	15:30:26.156	12	Van Diemen F4
44	Kevin OTWAY	1:09.552	15:31:35.709	13	Van Diemen F4
6	Peter VENN	1:09.208	15:31:36.447	13	Van Diemen RF00

Leader History

NO	NAME	FROM LAP	LAPS LED	DISTANCE	VEHICLE
24	Robin DAWE	1	3	5.89 miles	Tom's Toyota
6	Peter VENN	4	3	5.93 miles	Van Diemen RF00
44	Kevin OTWAY	7	7	13.85 miles	Van Diemen F4

Weather / Track : Bright / Dry

These results are provisional until the conclusion of any judicial and technical matters.

Donington Park National
Circuit Length = 1.9790 miles
Start: 15:16 Flag 15:31 End: 15:32

Clerk Of Course :		Timekeeper :
-------------------	--	--------------

Monoposto Championship Mono F3, 2000, 1800 And 1600

RACE 6 - STATISTICS

CLASS : F3

11 Starters

Fastest Lap History

NO	NAME	LAP TIME	TIME OF DAY	LAP	VEHICLE
93	Mark HARRISON	1:16.327	15:17:16.892	1	Dallara F397
93	Mark HARRISON	1:11.244	15:18:28.135	2	Dallara F397
92	Kevan MCLURG	1:11.124	15:18:29.357	2	Dallara F399
96	Dan FOX	1:10.730	15:18:31.062	2	Dallara F397
92	Kevan MCLURG	1:10.711	15:19:40.067	3	Dallara F399
96	Dan FOX	1:10.541	15:19:41.603	3	Dallara F397
96	Dan FOX	1:10.047	15:20:51.649	4	Dallara F397
31	Chris DAVISON	1:09.710	15:20:52.749	4	Dallara F301
10	Neil HARRISON	1:09.258	15:20:54.339	4	Dallara F302
10	Neil HARRISON	1:08.951	15:22:03.291	5	Dallara F302
92	Kevan MCLURG	1:08.585	15:29:00.714	11	Dallara F399
90	Alex FORES	1:08.454	15:32:06.034	13	Dallara F301

Leader History

NO	NAME	FROM LAP	LAPS LED	DISTANCE	VEHICLE
93	Mark HARRISON	1	5	9.85 miles	Dallara F397
92	Kevan MCLURG	6	8	15.83 miles	Dallara F399

Weather / Track : Bright / Dry

These results are provisional until the conclusion of any judicial and technical matters.

Donington Park National
Circuit Length = 1.9790 miles
Start: 15:16 Flag 15:31 End: 15:32

Clerk Of Course :		Timekeeper :
-------------------	--	--------------

Monoposto Championship Mono F3, 2000, 1800 And 1600

QUALIFYING - RACE 17 - CLASSIFICATION

POS	NO	CL	PIC NAME	ENTRY	TIME	ON	LAPS	GAP	DIFF	MPH
1	93	F3	1 Mark HARRISON	Dallara F397	1:07.826	13	13			105.04
2	94	F3	2 Ashley DIBDEN	Dallara F301	1:08.352	6	12	0.526	0.526	104.23
3	90	F3	3 Alex FORES	Dallara F301	1:08.405	8	12	0.579	0.053	104.15
4	24	2000	1 Robin DAWE	Tom's Toyota	1:08.631	12	12	0.805	0.226	103.81
5	96	F3	4 Dan FOX	Dallara F397	1:09.313	11	12	1.487	0.682	102.78
6	31	F3	5 Chris DAVISON	Dallara F301	1:09.405	8	12	1.579	0.092	102.65
7	10	F3	6 Neil HARRISON	Dallara F302	1:09.524	7	13	1.698	0.119	102.47
8	44	2000	2 Kevin OTWAY	Van Diemen F4	1:10.159	9	12	2.333	0.635	101.54
9	6	2000	3 Peter VENN	Van Diemen RF00	1:10.621	10	11	2.795	0.462	100.88
10	5	F3	7 Russ GILES	Dallara F398	1:11.592	9	12	3.766	0.971	99.51
11	33*	F3	8 Lee FERN	Dallara F301	1:11.804	11	11	3.978	0.212	99.22
12	32	2000	4 Terry CLARK	Van Diemen RF00	1:12.006	10	12	4.180	0.202	98.94
13	92	F3	9 Kevan MCLURG	Dallara F399	1:12.687	7	7	4.861	0.681	98.01
14	16	F3	10 James LEDAMUN	Dallara F300	1:12.973	5	7	5.147	0.286	97.63
15	99	2000	5 Mat JORDAN	Van Diemen RF99	1:13.700	10	11	5.874	0.727	96.67
16	35	F3	11 Simon LONNERGAN	Dallara F398	1:13.782	11	11	5.956	0.082	96.56
17	157	1800	1 Chris LEVY	Van Diemen RF83	1:13.835	11	12	6.009	0.053	96.49
18	14	2000	6 Robert SMITH	Dallara F395	1:13.925	10	11	6.099	0.090	96.37
19	55	F3	12 Paul BOOTH	Dallara F306	1:14.406	5	12	6.580	0.481	95.75
20	12	1800	2 Phil DAVIS	Van Diemen RF98	1:14.958	10	11	7.132	0.552	95.04
21	155	1800	3 Graham RIDGWAY	Reynard SF78	1:15.034	12	12	7.208	0.076	94.95
22	117	1800	4 Chris LORD	Van Diemen RF82	1:15.320	12	12	7.494	0.286	94.59
23	188*	1800	5 Jen RIDGWAY	Reynard SF78	1:16.122	11	11	8.296	0.802	93.59
24	7	1600	1 Geoff FERN	Van Diemen RF89	1:16.793	11	11	8.967	0.671	92.77
25	49	1800	6 Amnon NEEDHAM	Van Diemen RF82	1:17.186	7	11	9.360	0.393	92.30
26	100	F3	13 Juan MORENO	Formula Renault	1:17.458	7	11	9.632	0.272	91.98
27	198	1800	7 Rodney TOFT	Van Diemen RF82	1:18.364	9	11	10.538	0.906	90.91
28	69	2000	7 Richard GREENING	Swift SC98	1:18.548	11	11	10.722	0.184	90.70
29	182	1800	8 Steven GRIFFIN	Van Diemen	1:19.859	6	10	12.033	1.311	89.21
30	111	1800	9 Jeff WILLIAMS	Van Diemen RF82	1:20.299	8	11	12.473	0.440	88.72
31	47	1800	10 David JONES	Van Diemen RF82	1:20.813	8	10	12.987	0.514	88.16
32	81	1800	11 Douglas MCLAY	Mygale SJ10 Duratec	1:22.218	8	10	14.392	1.405	86.65
33	70*	2000	8 Michael JOWETT	Van Diemen RF00	1:26.436	9	9	18.610	4.218	82.42

*Car 70 - Please fit a working transponder

*Car 188 - Please check transponder fitment, stopped working mid session

No. 33 - 2 Lap times disallowed; exceeding track limits.

Weather / Track : Cloudy / Dry

These results are provisional until the conclusion of any judicial and technical matters.

Donington Park National

Circuit Length = 1.9790 miles

Start: 12:11 Flag 12:26 End: 12:27

Clerk Of Course :

Timekeeper :

Monoposto Championship Mono F3, 2000, 1800 And 1600

QUALIFYING - RACE 17 - BEST SECTORS

SECTOR 1			SECTOR 2			SECTOR 3			IDEAL / BEST COMPARISON						
POS	NO	NAME	TIME	NO	NAME	TIME	NO	NAME	TIME	POS	NO	NAME	IDEAL	BEST	DIFF
													PERFECT LAP	1:07.427	
1	93	HARRISON	19.616	90	FORES	35.729	94	DIBDEN	12.082	1	93	HARRISON	1:07.826	1:07.826	0.000
2	94	DIBDEN	19.889	93	HARRISON	35.801	96	FOX	12.302	2	90	FORES	1:08.031	1:08.405	0.374
3	24	DAWE	19.896	24	DAWE	35.989	90	FORES	12.395	3	94	DIBDEN	1:08.087	1:08.352	0.265
4	90	FORES	19.907	94	DIBDEN	36.116	31	DAVISON	12.404	4	24	DAWE	1:08.512	1:08.631	0.119
5	31	DAVISON	20.101	31	DAVISON	36.425	93	HARRISON	12.409	5	31	DAVISON	1:08.930	1:09.405	0.475
6	10	HARRISON	20.155	10	HARRISON	36.528	10	HARRISON	12.515	6	10	HARRISON	1:09.198	1:09.524	0.326
7	96	FOX	20.278	96	FOX	36.656	24	DAWE	12.627	7	96	FOX	1:09.236	1:09.313	0.077
8	6	VENN	20.407	44	OTWAY	37.051	44	OTWAY	12.635	8	44	OTWAY	1:10.159	1:10.159	0.000
9	44	OTWAY	20.473	6	VENN	37.322	33	FERN	12.654	9	6	VENN	1:10.449	1:10.621	0.172
10	5	GILES	20.507	32	CLARK	37.533	6	VENN	12.720	10	5	GILES	1:11.205	1:11.592	0.387
11	32	CLARK	20.635	5	GILES	37.627	16	LEDAMUN	12.776	11	32	CLARK	1:11.258	1:12.006	0.748
12	33	FERN	20.755	33	FERN	37.954	92	MCLURG	12.926	12	33	FERN	1:11.363	1:11.804	0.441
13	16	LEDAMUN	21.073	92	MCLURG	38.334	157	LEVY	13.037	13	92	MCLURG	1:12.687	1:12.687	0.000
14	35	LONNERGAN	21.229	16	LEDAMUN	38.842	35	LONNERGAN	13.041	14	16	LEDAMUN	1:12.691	1:12.973	0.282
15	99	JORDAN	21.292	157	LEVY	39.051	5	GILES	13.071	15	157	LEVY	1:13.661	1:13.835	0.174
16	92	MCLURG	21.427	99	JORDAN	39.063	32	CLARK	13.090	16	99	JORDAN	1:13.700	1:13.700	0.000
17	14	SMITH	21.434	14	SMITH	39.094	117	LORD	13.159	17	35	LONNERGAN	1:13.782	1:13.782	0.000
18	55	BOOTH	21.441	55	BOOTH	39.177	155	RIDGWAY	13.192	18	55	BOOTH	1:13.850	1:14.406	0.556
19	157	LEVY	21.573	12	DAVIS	39.383	100	MORENO	13.192	19	14	SMITH	1:13.925	1:13.925	0.000
20	12	DAVIS	21.832	35	LONNERGAN	39.512	55	BOOTH	13.232	20	12	DAVIS	1:14.801	1:14.958	0.157
21	100	MORENO	21.838	155	RIDGWAY	39.716	99	JORDAN	13.345	21	155	RIDGWAY	1:14.844	1:15.034	0.190
22	155	RIDGWAY	21.936	117	LORD	39.757	14	SMITH	13.397	22	117	LORD	1:15.056	1:15.320	0.264
23	117	LORD	22.140	49	NEEDHAM	40.419	7	FERN	13.580	23	49	NEEDHAM	1:16.598	1:17.186	0.588
24	7	FERN	22.364	7	FERN	40.774	12	DAVIS	13.586	24	7	FERN	1:16.718	1:16.793	0.075
25	49	NEEDHAM	22.428	188	RIDGWAY	41.568	49	NEEDHAM	13.751	25	100	MORENO	1:16.931	1:17.458	0.527
26	188	RIDGWAY	22.505	69	GREENING	41.705	188	RIDGWAY	13.849	26	188	RIDGWAY	1:17.922	1:16.122	-1.800
27	198	TOFT	22.536	198	TOFT	41.723	69	GREENING	13.866	27	198	TOFT	1:18.364	1:18.364	0.000
28	182	GRIFFIN	22.611	100	MORENO	41.901	182	GRIFFIN	13.957	28	69	GREENING	1:18.365	1:18.548	0.183
29	69	GREENING	22.794	111	WILLIAMS	42.593	111	WILLIAMS	14.039	29	182	GRIFFIN	1:19.859	1:19.859	0.000
30	47	JONES	22.972	47	JONES	43.246	198	TOFT	14.105	30	111	WILLIAMS	1:20.005	1:20.299	0.294
31	81	MCLAY	23.000	182	GRIFFIN	43.291	47	JONES	14.595	31	47	JONES	1:20.813	1:20.813	0.000
32	111	WILLIAMS	23.373	81	MCLAY	43.373	81	MCLAY	14.890	32	81	MCLAY	1:21.263	1:22.218	0.955
33										33	70	JOWETT		1:26.436	

Weather / Track : Cloudy / Dry

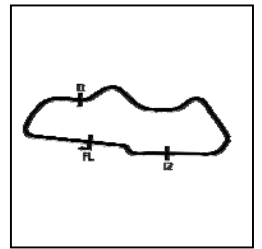
Results can be found at www.tsl-timing.com

Donington Park National
 Circuit Length = 1.9790 miles
 Start: 12:11 Flag 12:26 End: 12:27

Printed - 12:32 Sunday, 14 April 2019

Monoposto Championship Mono F3, 2000, 1800 And 1600

QUALIFYING - RACE 17 - SECTOR ANALYSIS



SECTOR 1 = FL to I1, SECTOR 2 = I1 to I2, SECTOR 3 = I2 to FL, DIFF = Difference To Personal Best Lap, P = Crossed Finish Line in Pit Lane, D = Time Disallowed

P1		93 F3		Mark HARRISON		Dallara F397	
IDEAL LAP TIME : 1:07.826		BEST LAP TIME : 1:07.826		DIFFERENCE : 0.000			
LAP	SECTOR 1	SECTOR 2	SECTOR 3	LAP TIME	MPH	DIFF	TIME OF DAY
1 -	25.491	43.876	14.377	1:23.744	85.07	15.918	12:12:51.262
2 -	21.420	39.877	13.052	1:14.349	95.82	6.523	12:14:05.611
3 -	20.421	38.347	13.008	1:11.776	99.26	3.950	12:15:17.387
4 -	19.986	37.615	12.643	1:10.244	101.42	2.418	12:16:27.631
5 -	19.902	36.782	12.497	1:09.181 (3)	102.98	1.355	12:17:36.812
6 -	20.203	36.505	12.596	1:09.304	102.80	1.478	12:18:46.116
7 -	20.217	38.799	12.845	1:11.861	99.14	4.035	12:19:57.977
8 -	20.670	39.032	13.699	1:13.401	97.06	5.575	12:21:11.378
9 -	19.746	36.247	12.673	1:08.666 (2)	103.75	0.840	12:22:20.044
10 -	19.654	37.423	12.591	1:09.668	102.26	1.842	12:23:29.712
11 -	20.244	38.233	13.858	1:12.335	98.49	4.509	12:24:42.047
12 -	20.190	37.454	12.850	1:10.494	101.06	2.668	12:25:52.541
13 -	19.616	35.801	12.409	1:07.826 (1)	105.04		12:27:00.367

P2		94 F3		Ashley DIBDEN		Dallara F301	
IDEAL LAP TIME : 1:08.087		BEST LAP TIME : 1:08.352		DIFFERENCE : 0.265			
LAP	SECTOR 1	SECTOR 2	SECTOR 3	LAP TIME	MPH	DIFF	TIME OF DAY
1 -	24.648	43.302	14.462	1:22.412	86.45	14.060	12:12:50.074
2 -	21.873	39.028	12.524	1:13.425	97.03	5.073	12:14:03.499
3 -	20.258	36.560	12.082	1:08.900 (3)	103.40	0.548	12:15:12.399
4 -	20.622	39.997	12.783	1:13.402	97.06	5.050	12:16:25.801
5 -	19.889	37.089	12.242	1:09.220	102.92	0.868	12:17:35.021
6 -	19.984	36.116	12.252	1:08.352 (1)	104.23		12:18:43.373
7 -	25.432	50.823	12.559	1:28.814	80.21	20.462	12:20:12.187
8 -	20.124	36.632	12.393	1:09.149	103.03	0.797	12:21:21.336
9 -	19.996	38.397	12.275	1:10.668	100.81	2.316	12:22:32.004
10 -	20.093	36.547	12.143	1:08.783 (2)	103.58	0.431	12:23:40.787
11 -	20.407	41.203	12.305	1:13.915	96.38	5.563	12:24:54.702
12 -	19.925	37.537	14.493	1:11.955	99.01	3.603	12:26:06.657

P3		90 F3		Alex FORES		Dallara F301	
IDEAL LAP TIME : 1:08.031		BEST LAP TIME : 1:08.405		DIFFERENCE : 0.374			
LAP	SECTOR 1	SECTOR 2	SECTOR 3	LAP TIME	MPH	DIFF	TIME OF DAY
1 -	25.840	44.863	16.303	1:27.006	81.88	18.601	12:13:13.431
2 -	21.864	39.719	14.089	1:15.672	94.15	7.267	12:14:29.103
3 -	21.369	38.624	13.018	1:13.011	97.58	4.606	12:15:42.114
4 -	20.913	38.321	13.786	1:13.020	97.57	4.615	12:16:55.134
5 -	20.212	36.383	13.110	1:09.705	102.21	1.300	12:18:04.839
6 -	20.453	36.478	12.667	1:09.598 (3)	102.36	1.193	12:19:14.437
7 -	20.389	36.695	13.448	1:10.532	101.01	2.127	12:20:24.969
8 -	20.131	35.729	12.545	1:08.405 (1)	104.15		12:21:33.374
9 -	19.907	36.983	18.066	1:14.956	95.05	6.551	12:22:48.330
10 -	20.035	37.677	14.121	1:11.833	99.18	3.428	12:24:00.163
11 -	20.805	38.617	14.772	1:14.194	96.02	5.789	12:25:14.357
12 -	19.922	36.923	12.395	1:09.240 (2)	102.89	0.835	12:26:23.597

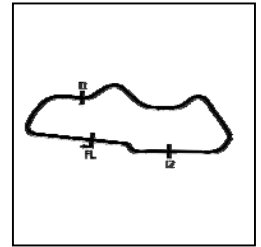
P4		24 2000		Robin DAWE		Tom's Toyota	
IDEAL LAP TIME : 1:08.512		BEST LAP TIME : 1:08.631		DIFFERENCE : 0.119			
LAP	SECTOR 1	SECTOR 2	SECTOR 3	LAP TIME	MPH	DIFF	TIME OF DAY
1 -	30.285	48.880	16.712	1:35.877	74.31	27.246	12:13:27.153
2 -	24.908	45.119	14.928	1:24.955	83.86	16.324	12:14:52.108
3 -	23.826	40.364	14.223	1:18.413	90.86	9.782	12:16:10.521
4 -	22.278	38.279	13.077	1:13.634	96.75	5.003	12:17:24.155
5 -	20.755	38.503	13.047	1:12.305	98.53	3.674	12:18:36.460
6 -	21.006	38.047	12.949	1:12.002	98.95	3.371	12:19:48.462
7 -	20.061	36.684	12.842	1:09.587	102.38	0.956	12:20:58.049
8 -	21.079	37.581	13.067	1:11.727	99.32	3.096	12:22:09.776

Weather / Track : Cloudy / Dry

Donington Park National
Circuit Length = 1.9790 miles
Start: 12:11 Flag 12:26 End: 12:27

Monoposto Championship Mono F3, 2000, 1800 And 1600

QUALIFYING - RACE 17 - SECTOR ANALYSIS



SECTOR 1 = FL to I1, SECTOR 2 = I1 to I2, SECTOR 3 = I2 to FL, DIFF = Difference To Personal Best Lap, P = Crossed Finish Line in Pit Lane, D = Time Disallowed

9 -	20.295	37.052	12.757	1:10.104	101.62	1.473	12:23:19.880
10 -	20.387	36.412	12.627	1:09.426 (3)	102.62	0.795	12:24:29.306
11 -	19.896	36.641	12.683	1:09.220 (2)	102.92	0.589	12:25:38.526
12 -	20.014	35.989	12.628	1:08.631 (1)	103.81		12:26:47.157

P5 96 F3 Dan FOX		Dallara F397					
IDEAL LAP TIME : 1:09.236		BEST LAP TIME : 1:09.313		DIFFERENCE : 0.077			
LAP	SECTOR 1	SECTOR 2	SECTOR 3	LAP TIME	MPH	DIFF	TIME OF DAY
1 -	25.880	44.492	14.758	1:25.130	83.69	15.817	12:12:48.621
2 -	22.381	39.927	13.507	1:15.815	93.97	6.502	12:14:04.436
3 -	21.393	38.382	21.609	1:21.384	87.54	12.071	12:15:25.820
4 -	21.032	59.965	14.210	1:35.207	74.83	25.894	12:17:01.027
5 -	21.264	38.779	12.954	1:12.997	97.60	3.684	12:18:14.024
6 -	21.038	37.654	12.830	1:11.522 (3)	99.61	2.209	12:19:25.546
7 -	20.626	39.061	13.226	1:12.913	97.71	3.600	12:20:38.459
8 -	20.946	38.589	12.684	1:12.219	98.65	2.906	12:21:50.678
9 -	20.353	36.708	12.302	1:09.363 (2)	102.71	0.050	12:23:00.041
10 -	20.530	39.261	12.630	1:12.421	98.37	3.108	12:24:12.462
11 -	20.278	36.656	12.379	1:09.313 (1)	102.78		12:25:21.775
12 -	21.188	37.666	12.888	1:11.742	99.30	2.429	12:26:33.517

P6 31 F3 Chris DAVISON		Dallara F301					
IDEAL LAP TIME : 1:08.930		BEST LAP TIME : 1:09.405		DIFFERENCE : 0.475			
LAP	SECTOR 1	SECTOR 2	SECTOR 3	LAP TIME	MPH	DIFF	TIME OF DAY
1 -	24.671	43.375	14.171	1:22.217	86.65	12.812	12:12:51.597
2 -	21.256	40.208	13.050	1:14.514	95.61	5.109	12:14:06.111
3 -	20.875	38.457	12.845	1:12.177	98.71	2.772	12:15:18.288
4 -	20.660	38.232	13.609	1:12.501	98.26	3.096	12:16:30.789
5 -	20.688	36.570	23.468	1:20.726	88.25	11.321	12:17:51.515
6 -	21.162	37.444	12.953	1:11.559	99.56	2.154	12:19:03.074
7 -	20.620	36.506	12.818	1:09.944 (3)	101.86	0.539	12:20:13.018
8 -	20.425	36.576	12.404	1:09.405 (1)	102.65		12:21:22.423
9 -	20.239	39.354	12.735	1:12.328	98.50	2.923	12:22:34.751
10 -	20.348	37.316	13.296	1:10.960	100.40	1.555	12:23:45.711
11 -	20.288	37.782	13.842	1:11.912	99.07	2.507	12:24:57.623
12 -	20.101	36.425	13.106	1:09.632 (2)	102.31	0.227	12:26:07.255

P7 10 F3 Neil HARRISON		Dallara F302					
IDEAL LAP TIME : 1:09.198		BEST LAP TIME : 1:09.524		DIFFERENCE : 0.326			
LAP	SECTOR 1	SECTOR 2	SECTOR 3	LAP TIME	MPH	DIFF	TIME OF DAY
1 -	26.498	44.433	14.462	1:25.393	83.43	15.869	12:12:49.961
2 -	21.693	40.151	13.513	1:15.357	94.54	5.833	12:14:05.318
3 -	20.989	38.895	12.887	1:12.771	97.90	3.247	12:15:18.089
4 -	20.709	38.148	13.723	1:12.580	98.16	3.056	12:16:30.669
5 -	20.573	36.528	12.565	1:09.666 (2)	102.26	0.142	12:17:40.335
6 -	20.155	37.822	13.095	1:11.072	100.24	1.548	12:18:51.407
7 -	20.168	36.564	12.792	1:09.524 (1)	102.47		12:20:00.931
8 -	20.551	39.818	12.876	1:13.245	97.27	3.721	12:21:14.176
9 -	21.145	40.025	13.661	1:14.831	95.20	5.307	12:22:29.007
10 -	20.362	38.567	12.613	1:11.542	99.58	2.018	12:23:40.549
11 -	20.598	39.993	12.515	1:13.106	97.45	3.582	12:24:53.655
12 -	20.632	37.022	12.744	1:10.398 (3)	101.20	0.874	12:26:04.053
13 -	20.964	37.523	12.554	1:11.041	100.28	1.517	12:27:15.094

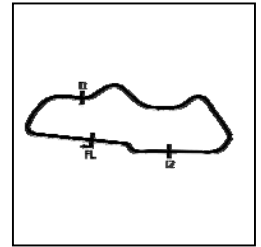
P8 44 2000 Kevin OTWAY		Van Diemen F4					
IDEAL LAP TIME : 1:10.159		BEST LAP TIME : 1:10.159		DIFFERENCE : 0.000			
LAP	SECTOR 1	SECTOR 2	SECTOR 3	LAP TIME	MPH	DIFF	TIME OF DAY
1 -	27.235	46.053	14.911	1:28.199	80.77	18.040	12:12:59.692
2 -	22.615	40.162	13.628	1:16.405	93.24	6.246	12:14:16.097
3 -	21.461	39.744	13.647	1:14.852	95.18	4.693	12:15:30.949

Weather / Track : Cloudy / Dry

Donington Park National
Circuit Length = 1.9790 miles
Start: 12:11 Flag 12:26 End: 12:27

Monoposto Championship Mono F3, 2000, 1800 And 1600

QUALIFYING - RACE 17 - SECTOR ANALYSIS



SECTOR 1 = FL to I1, SECTOR 2 = I1 to I2, SECTOR 3 = I2 to FL, DIFF = Difference To Personal Best Lap, P = Crossed Finish Line in Pit Lane, D = Time Disallowed

4 -	21.426	38.309	13.245	1:12.980	97.62	2.821	12:16:43.929
5 -	20.952	38.827	13.780	1:13.559	96.85	3.400	12:17:57.488
6 -	20.942	38.124	13.046	1:12.112	98.79	1.953	12:19:09.600
7 -	20.910	37.905	12.871	1:11.686	99.38	1.527	12:20:21.286
8 -	20.811	37.614	12.900	1:11.325 (3)	99.88	1.166	12:21:32.611
9 -	20.473	37.051	12.635	1:10.159 (1)	101.54		12:22:42.770
10 -	20.672	42.307	13.640	1:16.619	92.98	6.460	12:23:59.389
11 -	21.217	37.634	13.175	1:12.026	98.91	1.867	12:25:11.415
12 -	20.707	37.542	12.876	1:11.125 (2)	100.17	0.966	12:26:22.540

P9	6 2000	Peter VENN	Van Diemen RF00				
IDEAL LAP TIME : 1:10.449		BEST LAP TIME : 1:10.621		DIFFERENCE : 0.172			
LAP	SECTOR 1	SECTOR 2	SECTOR 3	LAP TIME	MPH	DIFF	TIME OF DAY
1 -	29.283	50.006	16.041	1:35.330	74.73	24.709	12:13:25.412
2 -	23.474	40.815	15.258	1:19.547	89.56	8.926	12:14:44.959
3 -	21.622	40.021	13.629	1:15.272	94.65	4.651	12:16:00.231
4 -	20.921	38.325	13.192	1:12.438 (3)	98.35	1.817	12:17:12.669
5 -	21.204	38.816	13.033	1:13.053	97.52	2.432	12:18:25.722
6 -	20.455	40.312	13.669	1:14.436	95.71	3.815	12:19:40.158
7 -	20.444	39.304	13.116	1:12.864	97.78	2.243	12:20:53.022
8 -	21.150	39.536	12.872	1:13.558	96.85	2.937	12:22:06.580
9 -	20.424	37.659	12.720	1:10.803 (2)	100.62	0.182	12:23:17.383
10 -	20.407	37.322	12.892	1:10.621 (1)	100.88		12:24:28.004
11 -	20.657	39.626	IN PIT	1:19.596 P	89.51	8.975	12:25:47.600

P10	5 F3	Russ GILES	Dallara F398				
IDEAL LAP TIME : 1:11.205		BEST LAP TIME : 1:11.592		DIFFERENCE : 0.387			
LAP	SECTOR 1	SECTOR 2	SECTOR 3	LAP TIME	MPH	DIFF	TIME OF DAY
1 -	25.140	45.264	15.252	1:25.656	83.17	14.064	12:12:54.127
2 -	22.527	42.174	14.290	1:18.991	90.19	7.399	12:14:13.118
3 -	21.379	39.148	13.796	1:14.323	95.86	2.731	12:15:27.441
4 -	20.752	40.038	13.071	1:13.861	96.46	2.269	12:16:41.302
5 -	20.862	41.652	14.930	1:17.444	91.99	5.852	12:17:58.746
6 -	20.962	40.236	13.722	1:14.920	95.09	3.328	12:19:13.666
7 -	21.593	38.649	13.426	1:13.668	96.71	2.076	12:20:27.334
8 -	20.759	38.438	13.193	1:12.390 (2)	98.42	0.798	12:21:39.724
9 -	20.599	37.627	13.366	1:11.592 (1)	99.51		12:22:51.316
10 -	20.507	38.222	13.733	1:12.462 (3)	98.32	0.870	12:24:03.778
11 -	20.964	39.866	14.989	1:15.819	93.96	4.227	12:25:19.597
12 -	20.652	38.535	IN PIT	1:20.184 P	88.85	8.592	12:26:39.781

P11	33 F3	Lee FERN	Dallara F301				
IDEAL LAP TIME : 1:11.363		BEST LAP TIME : 1:11.804		DIFFERENCE : 0.441			
LAP	SECTOR 1	SECTOR 2	SECTOR 3	LAP TIME	MPH	DIFF	TIME OF DAY
1 -	33.975	55.934	15.971	1:45.880	67.28	34.076	12:13:38.272
2 -	27.590	45.502	14.411	1:27.503	81.42	15.699	12:15:05.775
3 -	28.759	41.750	14.465	1:24.974	83.84	13.170	12:16:30.749
4 -	21.931	38.935	33.455	1:34.321	75.53	22.517	12:18:05.070
5 -	22.121	43.771	13.157	1:19.049	90.12	7.245	12:19:24.119
6 -	21.506	39.449	13.113	1:14.068 (3)	96.19	2.264	12:20:38.187
7 -	21.874	39.656	13.626	1:15.156	94.79	3.352	12:21:53.343
8 -	21.224	39.269	13.266	1:13.759 (2)	96.59	1.955	12:23:07.102
9 -	20.854	38.934	12.914	1:12.702 D	97.99	0.898	12:24:19.804
10 -	20.995	38.673	12.654	1:12.322 D	98.51	0.518	12:25:32.126
11 -	20.755	37.954	13.095	1:11.804 (1)	99.22		12:26:43.930

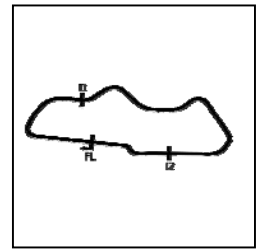
P12	32 2000	Terry CLARK	Van Diemen RF00				
IDEAL LAP TIME : 1:11.258		BEST LAP TIME : 1:12.006		DIFFERENCE : 0.748			
LAP	SECTOR 1	SECTOR 2	SECTOR 3	LAP TIME	MPH	DIFF	TIME OF DAY
1 -	28.878	51.035	17.290	1:37.203	73.29	25.197	12:13:13.391

Weather / Track : Cloudy / Dry

Donington Park National
Circuit Length = 1.9790 miles
Start: 12:11 Flag 12:26 End: 12:27

Monoposto Championship Mono F3, 2000, 1800 And 1600

QUALIFYING - RACE 17 - SECTOR ANALYSIS



SECTOR 1 = FL to I1, SECTOR 2 = I1 to I2, SECTOR 3 = I2 to FL, DIFF = Difference To Personal Best Lap, P = Crossed Finish Line in Pit Lane, D = Time Disallowed

2 -	25.725	47.954	16.731	1:30.410	78.80	18.404	12:14:43.801
3 -	23.951	41.974	14.470	1:20.395	88.62	8.389	12:16:04.196
4 -	22.170	40.316	14.022	1:16.508	93.12	4.502	12:17:20.704
5 -	21.626	39.381	13.727	1:14.734	95.33	2.728	12:18:35.438
6 -	21.808	40.282	14.043	1:16.133	93.58	4.127	12:19:51.571
7 -	21.405	38.120	13.311	1:12.836 (3)	97.81	0.830	12:21:04.407
8 -	21.212	41.391	13.992	1:16.595	93.01	4.589	12:22:21.002
9 -	21.350	38.557	13.234	1:13.141	97.40	1.135	12:23:34.143
10 -	21.383	37.533	13.090	1:12.006 (1)	98.94		12:24:46.149
11 -	20.731	40.040	13.270	1:14.041	96.22	2.035	12:26:00.190
12 -	20.635	38.740	13.242	1:12.617 (2)	98.11	0.611	12:27:12.807

P13 92 F3 Kevan MCLURG			Dallara F399				
IDEAL LAP TIME : 1:12.687		BEST LAP TIME : 1:12.687		DIFFERENCE : 0.000			
LAP	SECTOR 1	SECTOR 2	SECTOR 3	LAP TIME	MPH	DIFF	TIME OF DAY
1 -	25.118	45.532	14.358	1:25.008	83.81	12.321	12:13:01.627
2 -	23.237	41.054	13.903	1:18.194	91.11	5.507	12:14:19.821
3 -	21.928	38.983	13.486	1:14.397 (2)	95.76	1.710	12:15:34.218
4 -	22.439	43.545	IN PIT	1:24.919 P	83.89	12.232	12:16:59.137
5 -	OUTLAP	40.236	14.091	6:44.205	17.62	5:31.518	12:23:43.342
6 -	21.449	38.747	14.465	1:14.661 (3)	95.42	1.974	12:24:58.003
7 -	21.427	38.334	12.926	1:12.687 (1)	98.01		12:26:10.690

P14 16 F3 James LEDAMUN			Dallara F300				
IDEAL LAP TIME : 1:12.691		BEST LAP TIME : 1:12.973		DIFFERENCE : 0.282			
LAP	SECTOR 1	SECTOR 2	SECTOR 3	LAP TIME	MPH	DIFF	TIME OF DAY
1 -	28.752	47.252	16.508	1:32.512	77.01	19.539	12:13:18.007
2 -	24.097	46.663	17.681	1:28.441	80.55	15.468	12:14:46.448
3 -	23.751	41.597	15.678	1:21.026 (3)	87.93	8.053	12:16:07.474
4 -	25.198	44.887	15.273	1:25.358	83.46	12.385	12:17:32.832
5 -	21.355	38.842	12.776	1:12.973 (1)	97.63		12:18:45.805
6 -	22.213	39.060	12.925	1:14.198 (2)	96.02	1.225	12:20:00.003
7 -	21.073	43.857	IN PIT	1:27.075 P	81.82	14.102	12:21:27.078

P15 99 2000 Mat JORDAN			Van Diemen RF99				
IDEAL LAP TIME : 1:13.700		BEST LAP TIME : 1:13.700		DIFFERENCE : 0.000			
LAP	SECTOR 1	SECTOR 2	SECTOR 3	LAP TIME	MPH	DIFF	TIME OF DAY
1 -	28.571	49.179	17.328	1:35.078	74.93	21.378	12:13:16.665
2 -	24.613	46.094	15.250	1:25.957	82.88	12.257	12:14:42.622
3 -	23.372	43.313	14.358	1:21.043	87.91	7.343	12:16:03.665
4 -	22.311	40.732	14.563	1:17.606	91.80	3.906	12:17:21.271
5 -	22.014	40.216	13.727	1:15.957 (3)	93.79	2.257	12:18:37.228
6 -	21.728	41.408	13.835	1:16.971	92.56	3.271	12:19:54.199
7 -	21.567	42.603	14.758	1:18.928	90.26	5.228	12:21:13.127
8 -	24.101	40.585	13.732	1:18.418	90.85	4.718	12:22:31.545
9 -	21.537	40.775	13.566	1:15.878 (2)	93.89	2.178	12:23:47.423
10 -	21.292	39.063	13.345	1:13.700 (1)	96.67		12:25:01.123
11 -	22.838	40.962	13.838	1:17.638	91.76	3.938	12:26:18.761

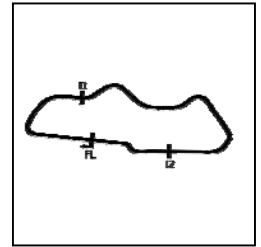
P16 35 F3 Simon LONNERGAN			Dallara F398				
IDEAL LAP TIME : 1:13.782		BEST LAP TIME : 1:13.782		DIFFERENCE : 0.000			
LAP	SECTOR 1	SECTOR 2	SECTOR 3	LAP TIME	MPH	DIFF	TIME OF DAY
1 -	28.566	46.008	49.489	2:04.063	57.42	50.281	12:13:36.633
2 -	25.232	45.588	14.285	1:25.105	83.71	11.323	12:15:01.738
3 -	22.682	41.203	13.555	1:17.440	92.00	3.658	12:16:19.178
4 -	22.226	41.393	13.470	1:17.089	92.42	3.307	12:17:36.267
5 -	21.903	40.083	13.954	1:15.940 (3)	93.81	2.158	12:18:52.207
6 -	21.382	40.492	14.760	1:16.634	92.96	2.852	12:20:08.841
7 -	21.864	40.858	13.642	1:16.364	93.29	2.582	12:21:25.205
8 -	21.514	40.145	13.362	1:15.021 (2)	94.96	1.239	12:22:40.226

Weather / Track : Cloudy / Dry

Donington Park National
Circuit Length = 1.9790 miles
Start: 12:11 Flag 12:26 End: 12:27

Monoposto Championship Mono F3, 2000, 1800 And 1600

QUALIFYING - RACE 17 - SECTOR ANALYSIS



SECTOR 1 = FL to I1, SECTOR 2 = I1 to I2, SECTOR 3 = I2 to FL, DIFF = Difference To Personal Best Lap, P = Crossed Finish Line in Pit Lane, D = Time Disallowed

9 -	21.824	43.523	13.456	1:18.803	90.41	5.021	12:23:59.029
10 -	21.410	42.331	13.341	1:17.082	92.42	3.300	12:25:16.111
11 -	21.229	39.512	13.041	1:13.782 (1)	96.56		12:26:29.893

P17	157	1800	Chris LEVY	Van Diemen RF83			
IDEAL LAP TIME : 1:13.661		BEST LAP TIME : 1:13.835		DIFFERENCE : 0.174			
LAP	SECTOR 1	SECTOR 2	SECTOR 3	LAP TIME	MPH	DIFF	TIME OF DAY
1 -	24.561	44.950	14.659	1:24.170	84.64	10.335	12:12:49.198
2 -	22.957	42.460	13.583	1:19.000	90.18	5.165	12:14:08.198
3 -	22.013	40.252	13.553	1:15.818	93.97	1.983	12:15:24.016
4 -	21.962	39.875	13.198	1:15.035	94.95	1.200	12:16:39.051
5 -	21.776	42.142	13.979	1:17.897	91.46	4.062	12:17:56.948
6 -	22.311	40.558	14.292	1:17.161	92.33	3.326	12:19:14.109
7 -	22.071	40.394	13.315	1:15.780	94.01	1.945	12:20:29.889
8 -	21.718	39.483	13.163	1:14.364 (2)	95.80	0.529	12:21:44.253
9 -	21.876	39.473	13.037	1:14.386 (3)	95.77	0.551	12:22:58.639
10 -	21.573	40.235	13.138	1:14.946	95.06	1.111	12:24:13.585
11 -	21.622	39.051	13.162	1:13.835 (1)	96.49		12:25:27.420
12 -	21.577	39.923	13.164	1:14.664	95.42	0.829	12:26:42.084

P18	14	2000	Robert SMITH	Dallara F395			
IDEAL LAP TIME : 1:13.925		BEST LAP TIME : 1:13.925		DIFFERENCE : 0.000			
LAP	SECTOR 1	SECTOR 2	SECTOR 3	LAP TIME	MPH	DIFF	TIME OF DAY
1 -	29.633	51.376	17.050	1:38.059	72.65	24.134	12:13:14.832
2 -	24.781	46.324	14.192	1:25.297	83.52	11.372	12:14:40.129
3 -	22.299	41.100	13.967	1:17.366	92.09	3.441	12:15:57.495
4 -	21.774	39.945	16.002	1:17.721	91.66	3.796	12:17:15.216
5 -	21.735	41.211	14.250	1:17.196 (3)	92.29	3.271	12:18:32.412
6 -	21.888	43.414	14.594	1:19.896	89.17	5.971	12:19:52.308
7 -	22.265	45.012	14.103	1:21.380	87.54	7.455	12:21:13.688
8 -	24.092	42.729	13.522	1:20.343	88.67	6.418	12:22:34.031
9 -	21.670	40.102	13.763	1:15.535 (2)	94.32	1.610	12:23:49.566
10 -	21.434	39.094	13.397	1:13.925 (1)	96.37		12:25:03.491
11 -	21.520	41.762	14.537	1:17.819	91.55	3.894	12:26:21.310

P19	55	F3	Paul BOOTH	Dallara F306			
IDEAL LAP TIME : 1:13.850		BEST LAP TIME : 1:14.406		DIFFERENCE : 0.556			
LAP	SECTOR 1	SECTOR 2	SECTOR 3	LAP TIME	MPH	DIFF	TIME OF DAY
1 -	28.017	49.724	16.488	1:34.229	75.60	19.823	12:13:13.130
2 -	22.970	41.496	13.945	1:18.411	90.86	4.005	12:14:31.541
3 -	21.961	42.006	13.809	1:17.776	91.60	3.370	12:15:49.317
4 -	21.441	43.274	14.306	1:19.021	90.16	4.615	12:17:08.338
5 -	21.476	39.496	13.434	1:14.406 (1)	95.75		12:18:22.744
6 -	22.555	40.994	13.844	1:17.393	92.05	2.987	12:19:40.137
7 -	22.068	39.689	13.912	1:15.669 (3)	94.15	1.263	12:20:55.806
8 -	21.818	41.333	13.641	1:16.792	92.77	2.386	12:22:12.598
9 -	21.987	41.446	13.380	1:16.813	92.75	2.407	12:23:29.411
10 -	22.060	39.177	13.553	1:14.790 (2)	95.26	0.384	12:24:44.201
11 -	22.141	42.117	13.484	1:17.742	91.64	3.336	12:26:01.943
12 -	22.852	40.320	13.232	1:16.404	93.24	1.998	12:27:18.347

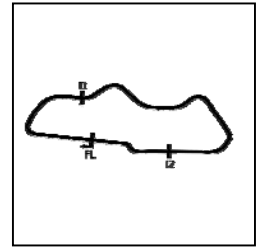
P20	12	1800	Phil DAVIS	Van Diemen RF98			
IDEAL LAP TIME : 1:14.801		BEST LAP TIME : 1:14.958		DIFFERENCE : 0.157			
LAP	SECTOR 1	SECTOR 2	SECTOR 3	LAP TIME	MPH	DIFF	TIME OF DAY
1 -	28.710	48.258	16.322	1:33.290	76.37	18.332	12:13:19.241
2 -	23.922	44.481	15.185	1:23.588	85.23	8.630	12:14:42.829
3 -	22.740	40.659	14.716	1:18.115	91.20	3.157	12:16:00.944
4 -	22.465	41.114	14.066	1:17.645	91.75	2.687	12:17:18.589
5 -	22.509	40.498	14.200	1:17.207	92.27	2.249	12:18:35.796
6 -	22.589	40.933	13.830	1:17.352	92.10	2.394	12:19:53.148

Weather / Track : Cloudy / Dry

Donington Park National
Circuit Length = 1.9790 miles
Start: 12:11 Flag 12:26 End: 12:27

Monoposto Championship Mono F3, 2000, 1800 And 1600

QUALIFYING - RACE 17 - SECTOR ANALYSIS



SECTOR 1 = FL to I1, SECTOR 2 = I1 to I2, SECTOR 3 = I2 to FL, DIFF = Difference To Personal Best Lap, P = Crossed Finish Line in Pit Lane, D = Time Disallowed

7 -	21.893	42.461	15.620	1:19.974	89.08	5.016	12:21:13.122
8 -	22.720	40.301	13.919	1:16.940	92.59	1.982	12:22:30.062
9 -	21.832	40.183	13.586	1:15.601 (2)	94.24	0.643	12:23:45.663
10 -	21.845	39.383	13.730	1:14.958 (1)	95.04		12:25:00.621
11 -	22.412	40.276	13.626	1:16.314 (3)	93.35	1.356	12:26:16.935

P21 155 1800 Graham RIDGWAY				Reynard SF78			
IDEAL LAP TIME : 1:14.844		BEST LAP TIME : 1:15.034		DIFFERENCE : 0.190			
LAP	SECTOR 1	SECTOR 2	SECTOR 3	LAP TIME	MPH	DIFF	TIME OF DAY
1 -	28.559	46.616	15.751	1:30.926	78.35	15.892	12:13:03.906
2 -	24.501	45.079	14.585	1:24.165	84.65	9.131	12:14:28.071
3 -	22.812	41.384	13.359	1:17.555	91.86	2.521	12:15:45.626
4 -	22.195	41.071	13.455	1:16.721	92.86	1.687	12:17:02.347
5 -	22.428	40.520	13.849	1:16.797	92.77	1.763	12:18:19.144
6 -	22.251	42.279	13.481	1:18.011	91.32	2.977	12:19:37.155
7 -	22.087	40.363	15.036	1:17.486	91.94	2.452	12:20:54.641
8 -	22.150	41.461	13.460	1:17.071	92.44	2.037	12:22:11.712
9 -	22.116	40.451	13.228	1:15.795	93.99	0.761	12:23:27.507
10 -	22.066	40.210	13.192	1:15.468 (3)	94.40	0.434	12:24:42.975
11 -	21.936	40.152	13.244	1:15.332 (2)	94.57	0.298	12:25:58.307
12 -	22.103	39.716	13.215	1:15.034 (1)	94.95		12:27:13.341

P22 117 1800 Chris LORD				Van Diemen RF82			
IDEAL LAP TIME : 1:15.056		BEST LAP TIME : 1:15.320		DIFFERENCE : 0.264			
LAP	SECTOR 1	SECTOR 2	SECTOR 3	LAP TIME	MPH	DIFF	TIME OF DAY
1 -	25.560	44.605	13.834	1:23.999	84.81	8.679	12:13:05.536
2 -	22.981	42.637	13.649	1:19.267	89.88	3.947	12:14:24.803
3 -	22.555	40.641	13.426	1:16.622	92.98	1.302	12:15:41.425
4 -	22.668	43.415	14.091	1:20.174	88.86	4.854	12:17:01.599
5 -	22.325	40.711	13.381	1:16.417	93.23	1.097	12:18:18.016
6 -	22.355	40.420	13.412	1:16.187	93.51	0.867	12:19:34.203
7 -	22.340	41.146	13.272	1:16.758	92.81	1.438	12:20:50.961
8 -	22.461	40.608	13.485	1:16.554	93.06	1.234	12:22:07.515
9 -	22.227	40.880	13.171	1:16.278	93.40	0.958	12:23:23.793
10 -	22.427	39.757	13.281	1:15.465 (2)	94.40	0.145	12:24:39.258
11 -	22.140	40.195	13.243	1:15.578 (3)	94.26	0.258	12:25:54.836
12 -	22.240	39.921	13.159	1:15.320 (1)	94.59		12:27:10.156

P23 188 1800 Jen RIDGWAY				Reynard SF78			
IDEAL LAP TIME : 1:17.922		BEST LAP TIME : 1:16.122		DIFFERENCE : -1.800			
LAP	SECTOR 1	SECTOR 2	SECTOR 3	LAP TIME	MPH	DIFF	TIME OF DAY
1 -	28.150	47.738	15.129	1:31.017	78.27	14.895	12:13:10.611
2 -	23.363	43.488	14.606	1:21.457	87.46	5.335	12:14:32.068
3 -	22.505	41.568	14.338	1:18.411	90.86	2.289	12:15:50.479
4 -	23.049	41.694	13.849	1:18.592	90.65	2.470	12:17:09.071
5 -	22.835	42.671	13.887	1:19.393	89.73	3.271	12:18:28.464
6 -				1:17.281	92.19	1.159	12:19:45.745
7 -				1:16.885	92.66	0.763	12:21:02.630
8 -				1:17.207	92.27	1.085	12:22:19.837
9 -				1:16.232 (2)	93.45	0.110	12:23:36.069
10 -				1:16.607 (3)	93.00	0.485	12:24:52.676
11 -				1:16.122 (1)	93.59		12:26:08.798

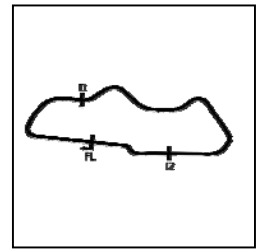
P24 7 1600 Geoff FERN				Van Diemen RF89			
IDEAL LAP TIME : 1:16.718		BEST LAP TIME : 1:16.793		DIFFERENCE : 0.075			
LAP	SECTOR 1	SECTOR 2	SECTOR 3	LAP TIME	MPH	DIFF	TIME OF DAY
1 -	27.329	47.370	16.285	1:30.984	78.30	14.191	12:13:17.156
2 -	24.571	45.016	14.245	1:23.832	84.98	7.039	12:14:40.988
3 -	22.848	41.731	13.918	1:18.497	90.76	1.704	12:15:59.485
4 -	22.985	42.068	14.728	1:19.781	89.30	2.988	12:17:19.266

Weather / Track : Cloudy / Dry

Donington Park National
Circuit Length = 1.9790 miles
Start: 12:11 Flag 12:26 End: 12:27

Monoposto Championship Mono F3, 2000, 1800 And 1600

QUALIFYING - RACE 17 - SECTOR ANALYSIS



SECTOR 1 = FL to I1, SECTOR 2 = I1 to I2, SECTOR 3 = I2 to FL, DIFF = Difference To Personal Best Lap, P = Crossed Finish Line in Pit Lane, D = Time Disallowed

5 -	22.819	43.379	13.821	1:20.019	89.03	3.226	12:18:39.285
6 -	22.802	41.600	13.755	1:18.157	91.15	1.364	12:19:57.442
7 -	22.770	42.547	13.601	1:18.918	90.27	2.125	12:21:16.360
8 -	22.641	43.211	14.724	1:20.576	88.42	3.783	12:22:36.936
9 -	22.364	40.802	13.678	1:16.844 (2)	92.71	0.051	12:23:53.780
10 -	22.613	41.180	13.682	1:17.475 (3)	91.96	0.682	12:25:11.255
11 -	22.439	40.774	13.580	1:16.793 (1)	92.77		12:26:28.048

P25	49	1800	Amnon NEEDHAM	Van Diemen RF82			
IDEAL LAP TIME : 1:16.598		BEST LAP TIME : 1:17.186		DIFFERENCE : 0.588			
LAP	SECTOR 1	SECTOR 2	SECTOR 3	LAP TIME	MPH	DIFF	TIME OF DAY
1 -	28.047	49.836	16.762	1:34.645	75.27	17.459	12:13:17.584
2 -	24.938	46.377	15.503	1:26.818	82.06	9.632	12:14:44.402
3 -	24.124	42.077	14.782	1:20.983	87.97	3.797	12:16:05.385
4 -	22.791	41.611	14.283	1:18.685	90.54	1.499	12:17:24.070
5 -	23.009	41.376	14.228	1:18.613	90.62	1.427	12:18:42.683
6 -	22.765	41.591	14.044	1:18.400	90.87	1.214	12:20:01.083
7 -	22.428	40.977	13.781	1:17.186 (1)	92.30		12:21:18.269
8 -	22.872	42.080	14.087	1:19.039	90.14	1.853	12:22:37.308
9 -	23.234	45.114	14.742	1:23.090	85.74	5.904	12:24:00.398
10 -	23.022	40.419	14.078	1:17.519 (3)	91.90	0.333	12:25:17.917
11 -	22.779	40.965	13.751	1:17.495 (2)	91.93	0.309	12:26:35.412

P26	100	F3	Juan MORENO	Formula Renault			
IDEAL LAP TIME : 1:16.931		BEST LAP TIME : 1:17.458		DIFFERENCE : 0.527			
LAP	SECTOR 1	SECTOR 2	SECTOR 3	LAP TIME	MPH	DIFF	TIME OF DAY
1 -	25.818	46.542	14.920	1:27.280	81.62	9.822	12:12:53.595
2 -	22.751	43.695	14.211	1:20.657	88.33	3.199	12:14:14.252
3 -	22.276	43.770	15.069	1:21.115	87.83	3.657	12:15:35.367
4 -	22.763	43.593	14.317	1:20.673	88.31	3.215	12:16:56.040
5 -	22.378	42.690	13.960	1:19.028	90.15	1.570	12:18:15.068
6 -	21.838	42.386	13.715	1:17.939 (2)	91.41	0.481	12:19:33.007
7 -	22.083	41.901	13.474	1:17.458 (1)	91.98		12:20:50.465
8 -	22.919	42.836	13.311	1:19.066	90.11	1.608	12:22:09.531
9 -	23.749	46.626	13.835	1:24.210	84.60	6.752	12:23:33.741
10 -	23.050	42.076	13.192	1:18.318 (3)	90.97	0.860	12:24:52.059
11 -	24.926	42.634	13.523	1:21.083	87.86	3.625	12:26:13.142

P27	198	1800	Rodney TOFT	Van Diemen RF82			
IDEAL LAP TIME : 1:18.364		BEST LAP TIME : 1:18.364		DIFFERENCE : 0.000			
LAP	SECTOR 1	SECTOR 2	SECTOR 3	LAP TIME	MPH	DIFF	TIME OF DAY
1 -	27.552	45.125	14.932	1:27.609	81.32	9.245	12:12:55.605
2 -	23.579	43.522	14.633	1:21.734	87.16	3.370	12:14:17.339
3 -	23.531	44.037	14.600	1:22.168	86.70	3.804	12:15:39.507
4 -	23.359	43.227	14.393	1:20.979	87.98	2.615	12:17:00.486
5 -	23.189	42.978	14.440	1:20.607	88.38	2.243	12:18:21.093
6 -	22.985	42.216	14.770	1:19.971 (3)	89.09	1.607	12:19:41.064
7 -	22.741	41.922	14.284	1:18.947 (2)	90.24	0.583	12:21:00.011
8 -	23.135	44.260	14.493	1:21.888	87.00	3.524	12:22:21.899
9 -	22.536	41.723	14.105	1:18.364 (1)	90.91		12:23:40.263
10 -	22.902	42.737	14.427	1:20.066	88.98	1.702	12:25:00.329
11 -	23.355	42.496	14.334	1:20.185	88.85	1.821	12:26:20.514

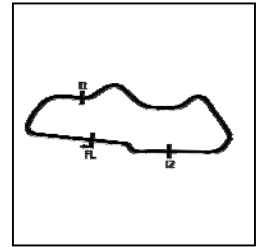
P28	69	2000	Richard GREENING	Swift SC98			
IDEAL LAP TIME : 1:18.365		BEST LAP TIME : 1:18.548		DIFFERENCE : 0.183			
LAP	SECTOR 1	SECTOR 2	SECTOR 3	LAP TIME	MPH	DIFF	TIME OF DAY
1 -	27.469	47.958	15.838	1:31.265	78.06	12.717	12:13:00.948
2 -	25.180	44.796	14.707	1:24.683	84.13	6.135	12:14:25.631
3 -	23.895	45.894	14.739	1:24.528	84.28	5.980	12:15:50.159
4 -	23.212	43.138	14.681	1:21.031	87.92	2.483	12:17:11.190

Weather / Track : Cloudy / Dry

Donington Park National
Circuit Length = 1.9790 miles
Start: 12:11 Flag 12:26 End: 12:27

Monoposto Championship Mono F3, 2000, 1800 And 1600

QUALIFYING - RACE 17 - SECTOR ANALYSIS



SECTOR 1 = FL to I1, SECTOR 2 = I1 to I2, SECTOR 3 = I2 to FL, DIFF = Difference To Personal Best Lap, P = Crossed Finish Line in Pit Lane, D = Time Disallowed

5 -	23.720	43.008	15.617	1:22.345	86.52	3.797	12:18:33.535
6 -	22.833	44.848	14.049	1:21.730	87.17	3.182	12:19:55.265
7 -	23.097	42.822	14.247	1:20.166 (2)	88.87	1.618	12:21:15.431
8 -	23.327	45.123	14.403	1:22.853	85.99	4.305	12:22:38.284
9 -	23.099	43.431	13.866	1:20.396 (3)	88.61	1.848	12:23:58.680
10 -	25.424	43.052	14.075	1:22.551	86.30	4.003	12:25:21.231
11 -	22.794	41.705	14.049	1:18.548 (1)	90.70		12:26:39.779

P29	182	1800	Steven GRIFFIN	Van Diemen			
IDEAL LAP TIME : 1:19.859		BEST LAP TIME : 1:19.859		DIFFERENCE : 0.000			
LAP	SECTOR 1	SECTOR 2	SECTOR 3	LAP TIME	MPH	DIFF	TIME OF DAY
1 -	27.264	48.427	16.471	1:32.162	77.30	12.303	12:13:04.151
2 -	23.848	44.693	14.094	1:22.635	86.21	2.776	12:14:26.786
3 -	23.066	43.321	13.976	1:20.363 (2)	88.65	0.504	12:15:47.149
4 -	22.893	43.966	14.890	1:21.749 (3)	87.15	1.890	12:17:08.898
5 -	22.813	45.084	14.455	1:22.352	86.51	2.493	12:18:31.250
6 -	22.611	43.291	13.957	1:19.859 (1)	89.21		12:19:51.109
7 -	23.042	43.333	15.482	1:21.857	87.03	1.998	12:21:12.966
8 -	24.059	44.972	14.630	1:23.661	85.16	3.802	12:22:36.627
9 -	23.566	49.592	IN PIT	1:35.508 P	74.59	15.649	12:24:12.135
10 -	OUTLAP	43.745	14.208	2:15.586	52.54	55.727	12:26:27.721

P30	111	1800	Jeff WILLIAMS	Van Diemen RF82			
IDEAL LAP TIME : 1:20.005		BEST LAP TIME : 1:20.299		DIFFERENCE : 0.294			
LAP	SECTOR 1	SECTOR 2	SECTOR 3	LAP TIME	MPH	DIFF	TIME OF DAY
1 -	31.296	51.630	17.988	1:40.914	70.60	20.615	12:13:31.733
2 -	27.291	49.380	16.209	1:32.880	76.70	12.581	12:15:04.613
3 -	24.970	45.417	14.681	1:25.068	83.75	4.769	12:16:29.681
4 -	25.180	43.802	14.818	1:23.800	85.01	3.501	12:17:53.481
5 -	23.568	44.651	14.329	1:22.548	86.30	2.249	12:19:16.029
6 -	23.631	43.134	14.082	1:20.847 (2)	88.12	0.548	12:20:36.876
7 -	24.864	42.828	14.119	1:21.811	87.08	1.512	12:21:58.687
8 -	23.584	42.676	14.039	1:20.299 (1)	88.72		12:23:18.986
9 -	23.373	43.298	14.229	1:20.900 (3)	88.06	0.601	12:24:39.886
10 -	23.883	43.130	14.133	1:21.146	87.80	0.847	12:26:01.032
11 -	24.526	42.593	14.077	1:21.196	87.74	0.897	12:27:22.228

P31	47	1800	David JONES	Van Diemen RF82			
IDEAL LAP TIME : 1:20.813		BEST LAP TIME : 1:20.813		DIFFERENCE : 0.000			
LAP	SECTOR 1	SECTOR 2	SECTOR 3	LAP TIME	MPH	DIFF	TIME OF DAY
1 -	31.735	54.013	18.208	1:43.956	68.53	23.143	12:13:31.120
2 -	26.995	49.840	16.444	1:33.279	76.37	12.466	12:15:04.399
3 -	26.045	49.179	16.092	1:31.316	78.02	10.503	12:16:35.715
4 -	24.316	46.885	16.135	1:27.336	81.57	6.523	12:18:03.051
5 -	23.659	46.206	14.817	1:24.682	84.13	3.869	12:19:27.733
6 -	23.372	44.109	14.732	1:22.213 (3)	86.66	1.400	12:20:49.946
7 -	24.079	46.230	14.628	1:24.937	83.88	4.124	12:22:14.883
8 -	22.972	43.246	14.595	1:20.813 (1)	88.16		12:23:35.696
9 -	23.499	43.737	15.029	1:22.265	86.60	1.452	12:24:57.961
10 -	23.558	43.319	14.978	1:21.855 (2)	87.03	1.042	12:26:19.816

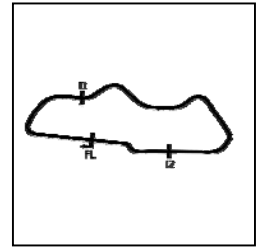
P32	81	1800	Douglas MCLAY	Mygale SJ10 Duratec			
IDEAL LAP TIME : 1:21.263		BEST LAP TIME : 1:22.218		DIFFERENCE : 0.955			
LAP	SECTOR 1	SECTOR 2	SECTOR 3	LAP TIME	MPH	DIFF	TIME OF DAY
1 -	31.337	50.783	17.514	1:39.634	71.50	17.416	12:13:29.603
2 -	25.589	44.888	15.664	1:26.141	82.70	3.923	12:14:55.744
3 -	23.609	44.446	15.254	1:23.309	85.52	1.091	12:16:19.053
4 -	23.827	44.824	18.482	1:27.133	81.76	4.915	12:17:46.186
5 -	24.237	44.581	14.890	1:23.708	85.11	1.490	12:19:09.894
6 -	23.118	44.017	15.126	1:22.261 (2)	86.61	0.043	12:20:32.155

Weather / Track : Cloudy / Dry

Donington Park National
Circuit Length = 1.9790 miles
Start: 12:11 Flag 12:26 End: 12:27

Monoposto Championship Mono F3, 2000, 1800 And 1600

QUALIFYING - RACE 17 - SECTOR ANALYSIS



SECTOR 1 = FL to I1, SECTOR 2 = I1 to I2, SECTOR 3 = I2 to FL, DIFF = Difference To Personal Best Lap, P = Crossed Finish Line in Pit Lane, D = Time Disallowed

7 -	23.000	44.737	15.079	1:22.816 (3)	86.02	0.598	12:21:54.971
8 -	23.616	43.373	15.229	1:22.218 (1)	86.65		12:23:17.189
9 -	23.962	46.234	14.961	1:25.157	83.66	2.939	12:24:42.346
10 -	23.626	44.846	IN PIT	1:29.259 P	79.81	7.041	12:26:11.605

P33	70	2000	Michael JOWETT	Van Diemen RF00			
IDEAL LAP TIME :		BEST LAP TIME : 1:26.436		DIFFERENCE :			
LAP	SECTOR 1	SECTOR 2	SECTOR 3	LAP TIME	MPH	DIFF	TIME OF DAY

1 -				1:32.342	77.15	5.906	12:15:01.334
2 -				1:29.223	79.85	2.787	12:16:30.557
3 -				1:29.777	79.35	3.341	12:18:00.334
4 -				1:28.710	80.31	2.274	12:19:29.044
5 -				1:27.950	81.00	1.514	12:20:56.994
6 -				1:26.935 (2)	81.95	0.499	12:22:23.929
7 -				1:28.556	80.45	2.120	12:23:52.485
8 -				1:27.765 (3)	81.17	1.329	12:25:20.250
9 -				1:26.436 (1)	82.42		12:26:46.686

Monoposto Championship Mono F3, 2000, 1800 And 1600

QUALIFYING - RACE 17 - STATISTICS

Competitors Started 33
Planned Start 2019-04-14 @ 12:10:00.000
Actual Start 2019-04-14 @ 12:11:04.840
Finish Time 2019-04-14 @ 12:26:04.708
Track Length 1.9790mi.
Total Laps 366
Total Distance Covered 724.3386mi.

Session Fastest Lap History

NO	CL	NAME	LAP TIME	TIME OF DAY	LAP	VEHICLE
96	F3	Dan FOX	1:25.130	12:12:48.645	1	Dallara F397
157	1800	Chris LEVY	1:24.170	12:12:49.192	1	Van Diemen RF83
94	F3	Ashley DIBDEN	1:22.412	12:12:50.074	1	Dallara F301
31	F3	Chris DAVISON	1:22.217	12:12:51.603	1	Dallara F301
94	F3	Ashley DIBDEN	1:13.425	12:14:03.507	2	Dallara F301
94	F3	Ashley DIBDEN	1:08.900	12:15:12.409	3	Dallara F301
94	F3	Ashley DIBDEN	1:08.352	12:18:43.383	6	Dallara F301
93	F3	Mark HARRISON	1:07.826	12:27:00.392	13	Dallara F397

Flag History

TYPE	TIME OF DAY
GREEN	12:11:04.840
FINISH	12:26:04.708

Flag Statistics

TYPE	COUNT	TOTAL LAPS	TOTAL TIME
Green	1	13	16:26.105
Red	0	0	0.000
Safety Car	0	0	0.000
FCY	0	0	0.000

Weather / Track : Cloudy / Dry

These results are provisional until the conclusion of any judicial and technical matters.

Donington Park National
Circuit Length = 1.9790 miles
Start: 12:11 Flag 12:26 End: 12:27

Clerk Of Course :		Timekeeper :
-------------------	--	--------------

Monoposto Championship Mono F3, 2000, 1800 And 1600

QUALIFYING - RACE 17 - STATISTICS

CLASS : 1600

1 Starters

Fastest Lap History

NO	NAME	LAP TIME	TIME OF DAY	LAP	VEHICLE
7	Geoff FERN	1:30.984	12:13:17.136	1	Van Diemen RF89
7	Geoff FERN	1:23.832	12:14:40.973	2	Van Diemen RF89
7	Geoff FERN	1:18.497	12:15:59.473	3	Van Diemen RF89
7	Geoff FERN	1:18.157	12:19:57.431	6	Van Diemen RF89
7	Geoff FERN	1:16.844	12:23:53.769	9	Van Diemen RF89
7	Geoff FERN	1:16.793	12:26:28.033	11	Van Diemen RF89

Weather / Track : Cloudy / Dry

These results are provisional until the conclusion of any judicial and technical matters.

Donington Park National
Circuit Length = 1.9790 miles
Start: 12:11 Flag 12:26 End: 12:27

Clerk Of Course :		Timekeeper :
-------------------	--	--------------

Monoposto Championship Mono F3, 2000, 1800 And 1600

QUALIFYING - RACE 17 - STATISTICS

CLASS : 1800

11 Starters

Fastest Lap History

NO	NAME	LAP TIME	TIME OF DAY	LAP	VEHICLE
157	Chris LEVY	1:24.170	12:12:49.192	1	Van Diemen RF83
117	Chris LORD	1:23.999	12:13:05.536	1	Van Diemen RF82
157	Chris LEVY	1:19.000	12:14:08.192	2	Van Diemen RF83
157	Chris LEVY	1:15.818	12:15:24.009	3	Van Diemen RF83
157	Chris LEVY	1:15.035	12:16:39.045	4	Van Diemen RF83
157	Chris LEVY	1:14.364	12:21:44.248	8	Van Diemen RF83
157	Chris LEVY	1:13.835	12:25:27.415	11	Van Diemen RF83

Weather / Track : Cloudy / Dry

These results are provisional until the conclusion of any judicial and technical matters.

Donington Park National
Circuit Length = 1.9790 miles
Start: 12:11 Flag 12:26 End: 12:27

Clerk Of Course :

Timekeeper :

Monoposto Championship Mono F3, 2000, 1800 And 1600

QUALIFYING - RACE 17 - STATISTICS

CLASS : 2000

8 Starters

Fastest Lap History

NO	NAME	LAP TIME	TIME OF DAY	LAP	VEHICLE
44	Kevin OTWAY	1:28.199	12:12:59.694	1	Van Diemen F4
44	Kevin OTWAY	1:16.405	12:14:16.100	2	Van Diemen F4
44	Kevin OTWAY	1:14.852	12:15:30.950	3	Van Diemen F4
44	Kevin OTWAY	1:12.980	12:16:43.931	4	Van Diemen F4
6	Peter VENN	1:12.438	12:17:12.679	4	Van Diemen RF00
24	Robin DAWE	1:12.305	12:18:36.461	5	Tom's Toyota
44	Kevin OTWAY	1:12.112	12:19:09.601	6	Van Diemen F4
24	Robin DAWE	1:12.002	12:19:48.463	6	Tom's Toyota
44	Kevin OTWAY	1:11.686	12:20:21.287	7	Van Diemen F4
24	Robin DAWE	1:09.587	12:20:58.049	7	Tom's Toyota
24	Robin DAWE	1:09.426	12:24:29.305	10	Tom's Toyota
24	Robin DAWE	1:09.220	12:25:38.527	11	Tom's Toyota
24	Robin DAWE	1:08.631	12:26:47.153	12	Tom's Toyota

Weather / Track : Cloudy / Dry

These results are provisional until the conclusion of any judicial and technical matters.

Donington Park National
Circuit Length = 1.9790 miles
Start: 12:11 Flag 12:26 End: 12:27

Clerk Of Course :

Timekeeper :

Monoposto Championship Mono F3, 2000, 1800 And 1600

QUALIFYING - RACE 17 - STATISTICS

CLASS : F3

13 Starters

Fastest Lap History

NO	NAME	LAP TIME	TIME OF DAY	LAP	VEHICLE
96	Dan FOX	1:25.130	12:12:48.645	1	Dallara F397
94	Ashley DIBDEN	1:22.412	12:12:50.074	1	Dallara F301
31	Chris DAVISON	1:22.217	12:12:51.603	1	Dallara F301
94	Ashley DIBDEN	1:13.425	12:14:03.507	2	Dallara F301
94	Ashley DIBDEN	1:08.900	12:15:12.409	3	Dallara F301
94	Ashley DIBDEN	1:08.352	12:18:43.383	6	Dallara F301
93	Mark HARRISON	1:07.826	12:27:00.392	13	Dallara F397

Weather / Track : Cloudy / Dry

These results are provisional until the conclusion of any judicial and technical matters.


Donington Park National
Circuit Length = 1.9790 miles
Start: 12:11 Flag 12:26 End: 12:27

Clerk Of Course :

Timekeeper :

Monoposto Championship Mono F3, 2000, 1800 And 1600

RACE 17 - GRID (15 minutes)

ROW 16	31	81 1:22.218 Douglas MCLAY	32	70 1:26.436 Michael JOWETT
ROW 15	29	111 1:20.299 Jeff WILLIAMS	30	47 1:20.813 David JONES
ROW 14	27	69 1:18.548 Richard GREENING	28	182 1:19.859 Steven GRIFFIN
ROW 13	25	100 1:17.458 Juan MORENO	26	198 1:18.364 Rodney TOFT
ROW 12	23	7 1:16.793 Geoff FERN	24	49 1:17.186 Amnon NEEDHAM
ROW 11	21	117 1:15.320 Chris LORD	22	188 1:16.122 Jen RIDGWAY
ROW 10	19	12 1:14.958 Phil DAVIS	20	155 1:15.034 Graham RIDGWAY
ROW 9	17	14 1:13.925 Robert SMITH	18	55 1:14.406 Paul BOOTH
ROW 8	15	35 1:13.782 Simon LONNERGAN	16	157 1:13.835 Chris LEVY
ROW 7	13	16 1:12.973 James LEDAMUN	14	99 1:13.700 Mat JORDAN
ROW 6	11	33 1:11.804 Lee FERN	12	32 1:12.006 Terry CLARK
ROW 5	9	6 1:10.621 Peter VENN	10	5 1:11.592 Russ GILES
ROW 4	7	10 1:09.524 Neil HARRISON	8	44 1:10.159 Kevin OTWAY
ROW 3	5	96 1:09.313 Dan FOX	6	31 1:09.405 Chris DAVISON
ROW 2	3	90 1:08.405 Alex FORES	4	24 1:08.631 Robin DAWE
ROW 1	1	93 1:07.826 Mark HARRISON	2	94 1:08.352 Ashley DIBDEN
Pole				
				

*Car 92 - First Reserve

Donington Park National
Circuit Length = 1.9790 miles

These results are provisional until the conclusion of any judicial and technical matters.

Clerk Of Course :	Timekeeper :
-------------------	--------------

Monoposto Championship Mono F3, 2000, 1800 And 1600

RACE 17 - CLASSIFICATION

POS	NO	CL	PIC NAME	ENTRY	LAPS	TIME	GAP	DIFF	MPH	BEST	ON
1	93	F3	1 Mark HARRISON	Dallara F397	10	15:55.096			74.45	1:08.480	7
2	90	F3	2 Alex FORES	Dallara F301	10	15:55.181	0.085	0.085	74.44	1:08.139	8
3	24	2000	1 Robin DAWE	Tom's Toyota	10	15:59.725	4.629	4.544	74.09	1:09.822	10
4	31	F3	3 Chris DAVISON	Dallara F301	10	15:59.958	4.862	0.233	74.07	1:09.804	9
5	6	2000	2 Peter VENN	Van Diemen RF00	10	16:15.398	20.302	15.440	72.90	1:11.943	7
6	44	2000	3 Kevin OTWAY	Van Diemen F4	10	16:15.630	20.534	0.232	72.88	1:11.938	7
7	32	2000	4 Terry CLARK	Van Diemen RF00	10	16:22.000	26.904	6.370	72.41	1:12.072	10
8	33	F3	4 Lee FERN	Dallara F301	10	16:31.399	36.303	9.399	71.72	1:13.306	7
9	12	1800	1 Phil DAVIS	Van Diemen RF98	10	16:32.467	37.371	1.068	71.64	1:15.098	7
10	157	1800	2 Chris LEVY	Van Diemen RF83	10	16:32.795	37.699	0.328	71.62	1:14.523	10
11	96	F3	5 Dan FOX	Dallara F397	10	16:33.306	38.210	0.511	71.58	1:13.092	7
12	16	F3	6 James LEDAMUN	Dallara F300	10	16:34.015	38.919	0.709	71.53	1:14.839	9
13	155	1800	3 Graham RIDGWAY	Reynard SF78	10	16:34.095	38.999	0.080	71.53	1:15.260	9
14	35	F3	7 Simon LONNERGAN	Dallara F398	10	16:35.467	40.371	1.372	71.43	1:14.911	10
15	5	F3	8 Russ GILES	Dallara F398	10	16:38.500	43.404	3.033	71.21	1:13.921	10
16	188	1800	4 Jen RIDGWAY	Reynard SF78	10	16:42.253	47.157	3.753	70.95	1:15.602	10
17	117	1800	5 Chris LORD	Van Diemen RF82	10	16:48.455	53.359	6.202	70.51	1:15.783	9
18	7	1600	1 Geoff FERN	Van Diemen RF89	10	16:49.342	54.246	0.887	70.45	1:17.531	9
19	10	F3	9 Neil HARRISON	Dallara F302	10	16:58.254	1:03.158	8.912	69.83	1:17.000	2
20	182	1800	6 Steven GRIFFIN	Van Diemen	10	16:59.286	1:04.190	1.032	69.76	1:19.213	9
21	198	1800	7 Rodney TOFT	Van Diemen RF82	10	16:59.490	1:04.394	0.204	69.75	1:19.211	10
22	100	F3	10 Juan MORENO	Formula Renault	10	17:00.512	1:05.416	1.022	69.68	1:18.838	10
23	55	F3	11 Paul BOOTH	Dallara F306	10	17:18.125	1:23.029	17.613	68.49	1:19.835	9
24	47	1800	8 David JONES	Van Diemen RF82	10	17:20.061	1:24.965	1.936	68.37	1:20.509	7
25	69	2000	5 Richard GREENING	Swift SC98	10	17:20.316	1:25.220	0.255	68.35	1:21.132	7
26	111	1800	9 Jeff WILLIAMS	Van Diemen RF82	9	15:55.390	1 Lap	1 Lap	66.97	1:20.765	8
27	81	1800	10 Douglas MCLAY	Mygale SJ10 Duratec	9	15:58.337	1 Lap	2.947	66.76	1:23.475	9

NOT CLASSIFIED

DNF	70 *	2000	Michael JOWETT	Van Diemen RF00	6	11:53.468	4 Laps	3 Laps	59.72	1:26.973	6
DNF	94	F3	Ashley DIBDEN	Dallara F301	3	4:50.305	7 Laps	3 Laps	73.15	1:14.514	1
DNF	49	1800	Amnon NEEDHAM	Van Diemen RF82	3	5:11.164	7 Laps	20.859	68.25	1:26.592	2
DNF	99	2000	Mat JORDAN	Van Diemen RF99	0						
DNF	14	2000	Robert SMITH	Dallara F395	0						

FASTEST LAP

90	F3	Alex FORES	Dallara F301	8	1:08.139	104.56 mph	168.27 kph
24	2000	Robin DAWE	Tom's Toyota	10	1:09.822	102.04 mph	164.21 kph
157	1800	Chris LEVY	Van Diemen RF83	10	1:14.523	95.60 mph	153.85 kph
7	1600	Geoff FERN	Van Diemen RF89	9	1:17.531	91.89 mph	147.88 kph

*Car 70 - Still no working transponder, please rectify for your next event

Weather / Track : Cloudy / Dry

These results are provisional until the conclusion of any judicial and technical matters.

Donington Park National
Circuit Length = 1.9790 miles
Start: 16:07 Flag 16:23 End: 16:25

Clerk Of Course :	Timekeeper :
-------------------	--------------

Monoposto Championship Mono F3, 2000, 1800 And 1600

RACE 17 - LAP CHART

LAP 1 @ 16:08:37.047			LAP 2 @ 16:09:52.586			LAP 3 @ 16:12:12.429			LAP 4 @ 16:14:41.934			LAP 5 @ 16:17:30.599		
NO	BEHIND	LAP TIME	NO	BEHIND	LAP TIME	NO	BEHIND	LAP TIME	NO	BEHIND	LAP TIME	NO	BEHIND	LAP TIME
93		1:14.253	93		1:15.539	93		2:19.843	93		2:29.505	93		2:48.665
94	0.261	1:14.514	94	1.434	1:16.712	94	0.670	2:19.079	90	0.721	2:28.324	90	0.264	2:48.208
90	1.663	1:15.916	90	2.854	1:16.730	90	1.902	2:18.891	24	1.859	2:27.667	24	0.643	2:47.449
24	2.847	1:17.100	24	5.174	1:17.866	24	3.697	2:18.366	31	2.553	2:27.779	31	1.033	2:47.145
31	3.088	1:17.341	31	5.643	1:18.094	31	4.279	2:18.479	10	3.393	2:27.667	10	1.987	2:47.259
10	5.243	1:19.496	10	6.704	1:17.000	10	5.231	2:18.370	6	4.370	2:27.821	6	2.349	2:46.644
5	6.723	1:20.976	6	10.454	1:18.312	6	6.054	2:15.443	44	5.596	2:27.785	44	2.701	2:45.770
6	7.681	1:21.934	44	13.352	1:21.152	44	7.316	2:13.807	33	7.088	2:28.252	33	3.793	2:45.370
44	7.739	1:21.992	33	13.817	1:18.847	33	8.341	2:14.367	32	8.153	2:28.097	32	4.050	2:44.562
33	10.509	1:24.762	32	16.230	1:19.111	32	9.561	2:13.174	157	9.197	2:27.082	157	4.274	2:43.742
32	12.658	1:26.911	157	21.461	1:23.707	157	11.620	2:10.002	12	9.879	2:26.956	12	4.735	2:43.521
157	13.293	1:27.546	12	21.977	1:24.069	12	12.428	2:10.294	155	10.594	2:27.153	155	5.182	2:43.253
155	13.415	1:27.668	155	22.542	1:24.666	155	12.946	2:10.247	16	11.337	2:27.219	16	5.944	2:43.272
12	13.447	1:27.700	16	24.268	1:25.563	16	13.623	2:09.198	35	12.078	2:27.019	35	7.378	2:43.965
16	14.244	1:28.497	35	25.289	1:23.528	35	14.564	2:09.118	188	14.023	2:26.895	188	7.963	2:42.605
188	15.119	1:29.372	188	27.644	1:28.064	188	16.633	2:08.832	7	14.781	2:27.121	7	8.065	2:41.949
35	17.300	1:31.553	7	28.571	1:25.538	7	17.165	2:08.437	182	15.295	2:26.869	182	9.027	2:42.397
182	18.184	1:32.437	182	29.254	1:26.609	182	17.931	2:08.520	198	16.241	2:25.811	198	9.843	2:42.267
7	18.572	1:32.825	49	29.704	1:26.592	198	19.935	2:09.511	5	17.173	2:25.377	5	10.580	2:42.072
49	18.651	1:32.904	198	30.267	1:26.476	5	21.301	2:10.323	96	18.844	2:25.274	96	10.904	2:40.725
198	19.330	1:33.583	5	30.821	1:39.637	49	21.529	2:11.668 P	100	19.591	2:25.336	100	12.264	2:41.338
96	23.234	1:37.487	96	33.149	1:25.454	96	23.075	2:09.769	69	20.234	2:25.259	69	13.807	2:42.238
100	24.159	1:38.412	100	33.989	1:25.369	100	23.760	2:09.614	81	21.571	2:24.178	81	15.185	2:42.279
69	25.378	1:39.631	69	34.819	1:24.980	69	24.480	2:09.504	111	22.074	2:24.097	111	15.475	2:42.066
81	25.427	1:39.680	81	40.631	1:30.743	81	26.898	2:06.110	47	22.937	2:23.676	47	16.353	2:42.081
111	25.648	1:39.901	111	42.691	1:32.582	111	27.482	2:04.634	117	24.090	2:24.109	117	16.489	2:41.064
47	26.542	1:40.795	47	43.316	1:32.313	47	28.766	2:05.293	70	25.780	2:24.782	70	18.690	2:41.575
117	29.274	1:43.527	117	44.193	1:30.458	117	29.486	2:05.136	55	27.164	2:24.616	55	20.007	2:41.508
70	31.586	1:45.839	70	45.570	1:29.523	70	30.503	2:04.776						
55	51.850	2:06.103	55	1:04.924	1:28.613	55	32.053	1:46.972						

Weather / Track : Cloudy / Dry

Donington Park National
 Circuit Length = 1.9790 miles
 Start: 16:07 Flag 16:23 End: 16:25

Monoposto Championship Mono F3, 2000, 1800 And 1600

RACE 17 - LAP CHART

LAP 6 @ 16:18:40.771			LAP 7 @ 16:19:49.251			LAP 8 @ 16:20:58.478			LAP 9 @ 16:22:07.343			LAP 10 @ 16:23:17.890		
NO	BEHIND	LAP TIME	NO	BEHIND	LAP TIME	NO	BEHIND	LAP TIME	NO	BEHIND	LAP TIME	NO	BEHIND	LAP TIME
93		1:10.172	93		1:08.480	93		1:09.227	93		1:08.865	93		1:10.547
90	0.467	1:10.375	90	1.187	1:09.200	90	0.099	1:08.139	90	0.109	1:08.875	90	0.085	1:10.523
24	1.789	1:11.318	24	3.234	1:09.925	24	4.157	1:10.150	24	5.354	1:10.062	111	1 Lap	1:23.883
31	1.960	1:11.099	31	3.314	1:09.834	31	4.586	1:10.499	31	5.525	1:09.804	81	1 Lap	1:23.475
6	6.432	1:14.255	6	9.895	1:11.943	6	13.728	1:13.060	6	17.955	1:13.092	24	4.629	1:09.822
44	6.870	1:14.341	44	10.328	1:11.938	44	13.981	1:12.880	44	18.085	1:12.969	31	4.862	1:09.884
33	8.953	1:15.332	33	13.779	1:13.306	33	18.203	1:13.651	32	25.379	1:15.492	6	20.302	1:12.894
32	11.533	1:17.655	32	15.698	1:12.645	32	18.752	1:12.281	33	30.755	1:21.417	44	20.534	1:12.996
12	12.609	1:18.046	12	19.227	1:15.098	12	25.648	1:15.648	12	32.513	1:15.730	32	26.904	1:12.072
155	12.937	1:17.927	155	19.771	1:15.314	155	26.653	1:16.109	155	33.048	1:15.260	33	36.303	1:16.095
157	13.366	1:19.264	157	20.361	1:15.475	157	27.359	1:16.225	157	33.723	1:15.229	12	37.371	1:15.405
16	14.122	1:18.350	16	21.021	1:15.379	16	28.290	1:16.496	16	34.264	1:14.839	157	37.699	1:14.523
35	15.201	1:17.995	35	21.640	1:14.919	35	29.248	1:16.835	96	34.761	1:14.057	96	38.210	1:13.996
7	17.536	1:19.643	96	22.981	1:13.092	96	29.569	1:15.815	35	36.007	1:15.624	16	38.919	1:15.202
10	18.051	1:26.236	188	26.404	1:16.703	5	34.111	1:15.282	5	40.030	1:14.784	155	38.999	1:16.498
188	18.181	1:20.390	5	28.056	1:16.302	188	34.775	1:17.598	188	42.102	1:16.192	35	40.371	1:14.911
96	18.369	1:17.637	7	28.859	1:19.803	7	38.364	1:18.732	7	47.030	1:17.531	5	43.404	1:13.921
5	20.234	1:19.826	10	31.173	1:21.602	117	41.070	1:17.370	117	47.988	1:15.783	188	47.157	1:15.602
182	20.333	1:21.478	182	32.723	1:20.870	10	43.292	1:21.346	10	53.963	1:19.536	117	53.359	1:15.918
198	21.549	1:21.878	117	32.927	1:16.760	182	44.358	1:20.862	182	54.706	1:19.213	7	54.246	1:17.763
100	22.948	1:20.856	198	33.438	1:20.369	198	44.894	1:20.683	198	55.730	1:19.701	10	1:03.158	1:19.742
117	24.647	1:18.330	100	34.363	1:19.895	100	46.182	1:21.046	100	57.125	1:19.808	182	1:04.190	1:20.031
69	27.494	1:23.859	69	40.146	1:21.132	69	54.816	1:23.897	69	1:09.165	1:23.214	198	1:04.394	1:19.211
81	28.827	1:23.814	47	41.085	1:20.509	47	55.275	1:23.417	47	1:09.817	1:23.407	100	1:05.416	1:18.838
111	29.011	1:23.708	111	44.285	1:23.754	111	55.823	1:20.765	55	1:10.399	1:19.835	55	1:23.029	1:23.177
47	29.056	1:22.875	81	44.394	1:24.047	81	59.178	1:24.011				47	1:24.965	1:25.695
55	29.949	1:20.114	55	44.908	1:23.439	55	59.429	1:23.748				69	1:25.220	1:26.602
70	35.491	1:26.973												

Weather / Track : Cloudy / Dry

Monoposto Championship Mono F3, 2000, 1800 And 1600

RACE 17 - BEST SECTORS

SECTOR 1			SECTOR 2			SECTOR 3			IDEAL / BEST COMPARISON						
POS	NO	NAME	TIME	NO	NAME	TIME	NO	NAME	TIME	POS	NO	NAME	IDEAL	BEST	DIFF
													PERFECT LAP	1:07.652	
1	93	HARRISON	19.681	90	FORES	35.619	94	DIBDEN	12.352	1	90	FORES	1:08.112	1:08.139	0.027
2	94	DIBDEN	19.955	93	HARRISON	36.251	90	FORES	12.419	2	93	HARRISON	1:08.380	1:08.480	0.100
3	90	FORES	20.074	31	DAVISON	36.541	93	HARRISON	12.448	3	31	DAVISON	1:09.581	1:09.804	0.223
4	24	DAWE	20.222	24	DAWE	36.784	31	DAVISON	12.622	4	24	DAWE	1:09.721	1:09.822	0.101
5	31	DAVISON	20.418	44	OTWAY	37.580	24	DAWE	12.715	5	44	OTWAY	1:11.589	1:11.938	0.349
6	44	OTWAY	20.783	32	CLARK	37.717	33	FERN	12.995	6	32	CLARK	1:11.846	1:12.072	0.226
7	10	HARRISON	20.925	6	VENN	37.740	32	CLARK	13.021	7	6	VENN	1:11.943	1:11.943	0.000
8	6	VENN	20.994	10	HARRISON	38.087	96	FOX	13.064	8	94	DIBDEN	1:12.143	1:14.514	2.371
9	33	FERN	21.101	96	FOX	38.561	157	LEVY	13.081	9	10	HARRISON	1:12.542	1:17.000	4.458
10	32	CLARK	21.108	16	LEDAMUN	38.801	35	LONNERGAN	13.147	10	96	FOX	1:13.057	1:13.092	0.035
11	5	GILES	21.253	5	GILES	38.909	6	VENN	13.209	11	33	FERN	1:13.188	1:13.306	0.118
12	35	LONNERGAN	21.306	33	FERN	39.092	44	OTWAY	13.226	12	5	GILES	1:13.670	1:13.921	0.251
13	96	FOX	21.432	188	RIDGWAY	39.639	155	RIDGWAY	13.270	13	35	LONNERGAN	1:14.261	1:14.911	0.650
14	16	LEDAMUN	21.673	12	DAVIS	39.669	117	LORD	13.270	14	16	LEDAMUN	1:14.340	1:14.839	0.499
15	157	LEVY	21.757	157	LEVY	39.685	188	RIDGWAY	13.307	15	157	LEVY	1:14.523	1:14.523	0.000
16	12	DAVIS	21.866	35	LONNERGAN	39.808	12	DAVIS	13.502	16	12	DAVIS	1:15.037	1:15.098	0.061
17	155	RIDGWAY	21.944	94	DIBDEN	39.836	5	GILES	13.508	17	155	RIDGWAY	1:15.101	1:15.260	0.159
18	55	BOOTH	22.101	155	RIDGWAY	39.887	10	HARRISON	13.530	18	188	RIDGWAY	1:15.238	1:15.602	0.364
19	117	LORD	22.241	117	LORD	40.070	7	FERN	13.547	19	117	LORD	1:15.581	1:15.783	0.202
20	188	RIDGWAY	22.292	7	FERN	41.092	55	BOOTH	13.590	20	7	FERN	1:17.118	1:17.531	0.413
21	100	MORENO	22.392	198	TOFT	41.873	100	MORENO	13.692	21	55	BOOTH	1:17.970	1:19.835	1.865
22	7	FERN	22.479	55	BOOTH	42.279	16	LEDAMUN	13.866	22	100	MORENO	1:18.516	1:18.838	0.322
23	182	GRIFFIN	22.715	182	GRIFFIN	42.315	198	TOFT	13.962	23	198	TOFT	1:18.793	1:19.211	0.418
24	198	TOFT	22.958	100	MORENO	42.432	111	WILLIAMS	13.966	24	182	GRIFFIN	1:19.213	1:19.213	0.000
25	47	JONES	23.082	14	SMITH	42.847	182	GRIFFIN	14.183	25	47	JONES	1:20.509	1:20.509	0.000
26	69	GREENING	23.684	111	WILLIAMS	43.108	47	JONES	14.208	26	111	WILLIAMS	1:20.765	1:20.765	0.000
27	111	WILLIAMS	23.691	69	GREENING	43.204	69	GREENING	14.244	27	69	GREENING	1:21.132	1:21.132	0.000
28	49	NEEDHAM	23.908	47	JONES	43.219	49	NEEDHAM	14.619	28	81	MCLAY	1:23.143	1:23.475	0.332
29	81	MCLAY	24.094	81	MCLAY	43.749	81	MCLAY	15.300	29	49	NEEDHAM	1:23.609	1:26.592	2.983
30				49	NEEDHAM	45.082				30	70	JOWETT		1:26.973	
31															
32															

Weather / Track : Cloudy / Dry

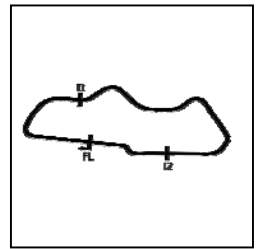
Donington Park National
 Circuit Length = 1.9790 miles
 Start: 16:07 Flag 16:23 End: 16:25

Results can be found at www.tsl-timing.com

Printed - 16:26 Sunday, 14 April 2019

Monoposto Championship Mono F3, 2000, 1800 And 1600

RACE 17 - SECTOR ANALYSIS



SECTOR 1 = FL to I1, SECTOR 2 = I1 to I2, SECTOR 3 = I2 to FL, DIFF = Difference To Personal Best Lap, P = Crossed Finish Line in Pit Lane, D = Time Disallowed

P1 93 F3		Mark HARRISON		Dallara F397			
IDEAL LAP TIME : 1:08.380		BEST LAP TIME : 1:08.480		DIFFERENCE : 0.100			
LAP	SECTOR 1	SECTOR 2	SECTOR 3	LAP TIME	MPH	DIFF	TIME OF DAY
1 -			12.593	1:14.253	95.95	5.773	16:08:37.047
2 -	19.955	38.477	17.107	1:15.539	94.31	7.059	16:09:52.586
3 -	33.863	1:21.302	24.678	2:19.843	50.94	1:11.363	16:12:12.429
4 -	41.194	1:20.337	27.974	2:29.505	47.65	1:21.025	16:14:41.934
5 -	44.123	1:35.139	29.403	2:48.665	42.24	1:40.185	16:17:30.599
6 -	20.520	37.204	12.448	1:10.172	101.53	1.692	16:18:40.771
7 -	19.681	36.251	12.548	1:08.480 (1)	104.03		16:19:49.251
8 -	19.927	36.698	12.602	1:09.227 (3)	102.91	0.747	16:20:58.478
9 -	19.811	36.466	12.588	1:08.865 (2)	103.45	0.385	16:22:07.343
10 -	19.939	36.560	14.048	1:10.547	100.99	2.067	16:23:17.890

P2 90 F3		Alex FORES		Dallara F301			
IDEAL LAP TIME : 1:08.112		BEST LAP TIME : 1:08.139		DIFFERENCE : 0.027			
LAP	SECTOR 1	SECTOR 2	SECTOR 3	LAP TIME	MPH	DIFF	TIME OF DAY
1 -			12.919	1:15.916	93.84	7.777	16:08:38.710
2 -	20.353	38.651	17.726	1:16.730	92.85	8.591	16:09:55.440
3 -	33.024	1:20.370	25.497	2:18.891	51.29	1:10.752	16:12:14.331
4 -	41.088	1:19.016	28.220	2:28.324	48.03	1:20.185	16:14:42.655
5 -	44.062	1:35.245	28.901	2:48.208	42.35	1:40.069	16:17:30.863
6 -	20.764	36.868	12.743	1:10.375	101.23	2.236	16:18:41.238
7 -	20.074	36.289	12.837	1:09.200 (3)	102.95	1.061	16:19:50.438
8 -	20.101	35.619	12.419	1:08.139 (1)	104.56		16:20:58.577
9 -	20.459	35.848	12.568	1:08.875 (2)	103.44	0.736	16:22:07.452
10 -	20.100	36.576	13.847	1:10.523	101.02	2.384	16:23:17.975

P3 24 2000		Robin DAWE		Tom's Toyota			
IDEAL LAP TIME : 1:09.721		BEST LAP TIME : 1:09.822		DIFFERENCE : 0.101			
LAP	SECTOR 1	SECTOR 2	SECTOR 3	LAP TIME	MPH	DIFF	TIME OF DAY
1 -			13.258	1:17.100	92.40	7.278	16:08:39.894
2 -	20.468	39.512	17.886	1:17.866	91.49	8.044	16:09:57.760
3 -	31.742	1:20.444	26.180	2:18.366	51.49	1:08.544	16:12:16.126
4 -	41.019	1:18.124	28.524	2:27.667	48.24	1:17.845	16:14:43.793
5 -	43.728	1:35.182	28.539	2:47.449	42.54	1:37.627	16:17:31.242
6 -	20.957	37.288	13.073	1:11.318	99.89	1.496	16:18:42.560
7 -	20.299	36.784	12.842	1:09.925 (2)	101.88	0.103	16:19:52.485
8 -	20.632	36.803	12.715	1:10.150	101.56	0.328	16:21:02.635
9 -	20.470	36.838	12.754	1:10.062 (3)	101.69	0.240	16:22:12.697
10 -	20.222	36.834	12.766	1:09.822 (1)	102.04		16:23:22.519

P4 31 F3		Chris DAVISON		Dallara F301			
IDEAL LAP TIME : 1:09.581		BEST LAP TIME : 1:09.804		DIFFERENCE : 0.223			
LAP	SECTOR 1	SECTOR 2	SECTOR 3	LAP TIME	MPH	DIFF	TIME OF DAY
1 -			13.276	1:17.341	92.11	7.537	16:08:40.135
2 -	20.702	39.371	18.021	1:18.094	91.23	8.290	16:09:58.229
3 -	31.690	1:20.761	26.028	2:18.479	51.44	1:08.675	16:12:16.708
4 -	41.035	1:18.382	28.362	2:27.779	48.21	1:17.975	16:14:44.487
5 -	43.650	1:35.262	28.233	2:47.145	42.62	1:37.341	16:17:31.632
6 -	21.183	37.072	12.844	1:11.099	100.20	1.295	16:18:42.731
7 -	20.556	36.590	12.688	1:09.834 (2)	102.02	0.030	16:19:52.565
8 -	20.932	36.945	12.622	1:10.499	101.06	0.695	16:21:03.064
9 -	20.485	36.541	12.778	1:09.804 (1)	102.06		16:22:12.868
10 -	20.418	36.641	12.825	1:09.884 (3)	101.94	0.080	16:23:22.752

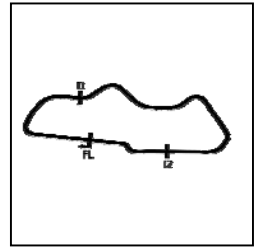
P5 6 2000		Peter VENN		Van Diemen RF00			
IDEAL LAP TIME : 1:11.943		BEST LAP TIME : 1:11.943		DIFFERENCE : 0.000			
LAP	SECTOR 1	SECTOR 2	SECTOR 3	LAP TIME	MPH	DIFF	TIME OF DAY

Weather / Track : Cloudy / Dry

Donington Park National
Circuit Length = 1.9790 miles
Start: 16:07 Flag 16:23 End: 16:25

Monoposto Championship Mono F3, 2000, 1800 And 1600

RACE 17 - SECTOR ANALYSIS



SECTOR 1 = FL to I1, SECTOR 2 = I1 to I2, SECTOR 3 = I2 to FL, DIFF = Difference To Personal Best Lap, P = Crossed Finish Line in Pit Lane, D = Time Disallowed

LAP	SECTOR 1	SECTOR 2	SECTOR 3	LAP TIME	MPH	DIFF	TIME OF DAY
1 -			14.345	1:21.934	86.95	9.991	16:08:44.728
2 -	21.756	40.351	16.205	1:18.312	90.97	6.369	16:10:03.040
3 -	29.396	1:20.163	25.884	2:15.443	52.60	1:03.500	16:12:18.483
4 -	41.307	1:18.957	27.557	2:27.821	48.19	1:15.878	16:14:46.304
5 -	43.749	1:35.140	27.755	2:46.644	42.75	1:34.701	16:17:32.948
6 -	21.876	39.009	13.370	1:14.255	95.94	2.312	16:18:47.203
7 -	20.994	37.740	13.209	1:11.943 (1)	99.03		16:19:59.146
8 -	21.412	38.132	13.516	1:13.060 (3)	97.51	1.117	16:21:12.206
9 -	20.999	38.425	13.668	1:13.092	97.47	1.149	16:22:25.298
10 -	21.200	38.299	13.395	1:12.894 (2)	97.73	0.951	16:23:38.192

P6 44 2000 Kevin OTWAY			Van Diemen F4				
IDEAL LAP TIME : 1:11.589		BEST LAP TIME : 1:11.938		DIFFERENCE : 0.349			
LAP	SECTOR 1	SECTOR 2	SECTOR 3	LAP TIME	MPH	DIFF	TIME OF DAY
1 -			13.799	1:21.992	86.89	10.054	16:08:44.786
2 -	22.053	42.357	16.742	1:21.152	87.79	9.214	16:10:05.938
3 -	27.247	1:20.816	25.744	2:13.807	53.24	1:01.869	16:12:19.745
4 -	40.846	1:19.416	27.523	2:27.785	48.20	1:15.847	16:14:47.530
5 -	44.034	1:35.148	26.588	2:45.770	42.97	1:33.832	16:17:33.300
6 -	22.214	38.901	13.226	1:14.341	95.83	2.403	16:18:47.641
7 -	21.127	37.580	13.231	1:11.938 (1)	99.03		16:19:59.579
8 -	21.725	37.684	13.471	1:12.880 (2)	97.75	0.942	16:21:12.459
9 -	21.094	38.314	13.561	1:12.969 (3)	97.63	1.031	16:22:25.428
10 -	20.783	38.473	13.740	1:12.996	97.60	1.058	16:23:38.424

P7 32 2000 Terry CLARK			Van Diemen RF00				
IDEAL LAP TIME : 1:11.846		BEST LAP TIME : 1:12.072		DIFFERENCE : 0.226			
LAP	SECTOR 1	SECTOR 2	SECTOR 3	LAP TIME	MPH	DIFF	TIME OF DAY
1 -		41.825	15.075	1:26.911	81.97	14.839	16:08:49.705
2 -	23.067	41.225	14.819	1:19.111	90.05	7.039	16:10:08.816
3 -	28.990	1:18.902	25.282	2:13.174	53.49	1:01.102	16:12:21.990
4 -	40.752	1:19.803	27.542	2:28.097	48.10	1:16.025	16:14:50.087
5 -	43.570	1:35.552	25.440	2:44.562	43.29	1:32.490	16:17:34.649
6 -	23.146	40.958	13.551	1:17.655	91.74	5.583	16:18:52.304
7 -	21.108	38.266	13.271	1:12.645 (3)	98.07	0.573	16:20:04.949
8 -	21.330	37.717	13.234	1:12.281 (2)	98.56	0.209	16:21:17.230
9 -	21.219	39.467	14.806	1:15.492	94.37	3.420	16:22:32.722
10 -	21.284	37.767	13.021	1:12.072 (1)	98.85		16:23:44.794

P8 33 F3 Lee FERN			Dallara F301				
IDEAL LAP TIME : 1:13.188		BEST LAP TIME : 1:13.306		DIFFERENCE : 0.118			
LAP	SECTOR 1	SECTOR 2	SECTOR 3	LAP TIME	MPH	DIFF	TIME OF DAY
1 -		40.652	14.336	1:24.762	84.05	11.456	16:08:47.556
2 -	22.029	41.425	15.393	1:18.847	90.36	5.541	16:10:06.403
3 -	30.162	1:18.703	25.502	2:14.367	53.02	1:01.061	16:12:20.770
4 -	41.245	1:18.890	28.117	2:28.252	48.05	1:14.946	16:14:49.022
5 -	43.780	1:35.558	26.032	2:45.370	43.08	1:32.064	16:17:34.392
6 -	22.922	39.328	13.082	1:15.332 (3)	94.57	2.026	16:18:49.724
7 -	21.219	39.092	12.995	1:13.306 (1)	97.19		16:20:03.030
8 -	21.101	39.177	13.383	1:13.651 (2)	96.73	0.345	16:21:16.681
9 -	21.473	39.778	20.166	1:21.417	87.50	8.111	16:22:38.098
10 -	21.653	40.961	13.481	1:16.095	93.62	2.789	16:23:54.193

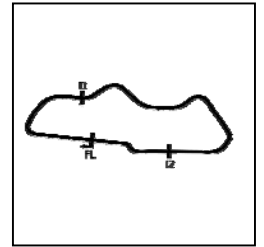
P9 12 1800 Phil DAVIS			Van Diemen RF98				
IDEAL LAP TIME : 1:15.037		BEST LAP TIME : 1:15.098		DIFFERENCE : 0.061			
LAP	SECTOR 1	SECTOR 2	SECTOR 3	LAP TIME	MPH	DIFF	TIME OF DAY
1 -		42.154	15.085	1:27.700	81.23	12.602	16:08:50.494
2 -	23.470	44.322	16.277	1:24.069	84.74	8.971	16:10:14.563
3 -	25.067	1:20.238	24.989	2:10.294	54.68	55.196	16:12:24.857
4 -	39.865	1:20.452	26.639	2:26.956	48.48	1:11.858	16:14:51.813

Weather / Track : Cloudy / Dry

Donington Park National
Circuit Length = 1.9790 miles
Start: 16:07 Flag 16:23 End: 16:25

Monoposto Championship Mono F3, 2000, 1800 And 1600

RACE 17 - SECTOR ANALYSIS



SECTOR 1 = FL to I1, SECTOR 2 = I1 to I2, SECTOR 3 = I2 to FL, DIFF = Difference To Personal Best Lap, P = Crossed Finish Line in Pit Lane, D = Time Disallowed

5 -	43.533	1:35.800	24.188	2:43.521	43.57	1:28.423	16:17:35.334
6 -	22.716	41.548	13.782	1:18.046	91.28	2.948	16:18:53.380
7 -	21.866	39.669	13.563	1:15.098 (1)	94.87		16:20:08.478
8 -	22.112	39.992	13.544	1:15.648 (3)	94.18	0.550	16:21:24.126
9 -	22.000	40.228	13.502	1:15.730	94.07	0.632	16:22:39.856
10 -	21.971	39.806	13.628	1:15.405 (2)	94.48	0.307	16:23:55.261

P10 157 1800	Chris LEVY	Van Diemen RF83
IDEAL LAP TIME : 1:14.523	BEST LAP TIME : 1:14.523	DIFFERENCE : 0.000

LAP	SECTOR 1	SECTOR 2	SECTOR 3	LAP TIME	MPH	DIFF	TIME OF DAY
1 -		42.273	15.032	1:27.546	81.38	13.023	16:08:50.340
2 -	23.105	44.280	16.322	1:23.707	85.11	9.184	16:10:14.047
3 -	25.055	1:20.094	24.853	2:10.002	54.80	55.479	16:12:24.049
4 -	40.113	1:20.578	26.391	2:27.082	48.43	1:12.559	16:14:51.131
5 -	43.750	1:35.699	24.293	2:43.742	43.51	1:29.219	16:17:34.873
6 -	23.554	42.068	13.642	1:19.264	89.88	4.741	16:18:54.137
7 -	22.176	40.032	13.267	1:15.475 (3)	94.39	0.952	16:20:09.612
8 -	22.088	40.283	13.854	1:16.225	93.46	1.702	16:21:25.837
9 -	21.811	39.793	13.625	1:15.229 (2)	94.70	0.706	16:22:41.066
10 -	21.757	39.685	13.081	1:14.523 (1)	95.60		16:23:55.589

P11 96 F3	Dan FOX	Dallara F397
IDEAL LAP TIME : 1:13.057	BEST LAP TIME : 1:13.092	DIFFERENCE : 0.035

LAP	SECTOR 1	SECTOR 2	SECTOR 3	LAP TIME	MPH	DIFF	TIME OF DAY
1 -			32.275	1:37.487	73.08	24.395	16:09:00.281
2 -	23.628	43.998	17.828	1:25.454	83.37	12.362	16:10:25.735
3 -	27.070	1:17.299	25.400	2:09.769	54.90	56.677	16:12:35.504
4 -	38.288	1:22.907	24.079	2:25.274	49.04	1:12.182	16:15:00.778
5 -	43.462	1:36.544	20.719	2:40.725	44.32	1:27.633	16:17:41.503
6 -	22.569	41.694	13.374	1:17.637	91.76	4.545	16:18:59.140
7 -	21.432	38.561	13.099	1:13.092 (1)	97.47		16:20:12.232
8 -	21.789	39.802	14.224	1:15.815	93.97	2.723	16:21:28.047
9 -	21.781	39.212	13.064	1:14.057 (3)	96.20	0.965	16:22:42.104
10 -	21.470	39.323	13.203	1:13.996 (2)	96.28	0.904	16:23:56.100

P12 16 F3	James LEDAMUN	Dallara F300
IDEAL LAP TIME : 1:14.340	BEST LAP TIME : 1:14.839	DIFFERENCE : 0.499

LAP	SECTOR 1	SECTOR 2	SECTOR 3	LAP TIME	MPH	DIFF	TIME OF DAY
1 -			19.909	1:28.497	80.50	13.658	16:08:51.291
2 -	24.558	44.246	16.759	1:25.563	83.26	10.724	16:10:16.854
3 -	24.017	1:20.508	24.673	2:09.198	55.14	54.359	16:12:26.052
4 -	40.306	1:20.923	25.990	2:27.219	48.39	1:12.380	16:14:53.271
5 -	44.478	1:34.826	23.968	2:43.272	43.63	1:28.433	16:17:36.543
6 -	22.506	41.562	14.282	1:18.350	90.93	3.511	16:18:54.893
7 -	21.691	39.822	13.866	1:15.379 (3)	94.51	0.540	16:20:10.272
8 -	22.779	39.574	14.143	1:16.496	93.13	1.657	16:21:26.768
9 -	21.854	38.801	14.184	1:14.839 (1)	95.19		16:22:41.607
10 -	21.673	39.653	13.876	1:15.202 (2)	94.74	0.363	16:23:56.809

P13 155 1800	Graham RIDGWAY	Reynard SF78
IDEAL LAP TIME : 1:15.101	BEST LAP TIME : 1:15.260	DIFFERENCE : 0.159

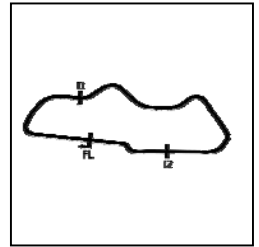
LAP	SECTOR 1	SECTOR 2	SECTOR 3	LAP TIME	MPH	DIFF	TIME OF DAY
1 -		42.266	14.446	1:27.668	81.26	12.408	16:08:50.462
2 -	23.738	44.638	16.290	1:24.666	84.14	9.406	16:10:15.128
3 -	24.883	1:20.472	24.892	2:10.247	54.70	54.987	16:12:25.375
4 -	39.952	1:20.738	26.463	2:27.153	48.41	1:11.893	16:14:52.528
5 -	43.866	1:35.547	23.840	2:43.253	43.64	1:27.993	16:17:35.781
6 -	22.485	41.959	13.483	1:17.927	91.42	2.667	16:18:53.708
7 -	21.944	40.036	13.334	1:15.314 (2)	94.59	0.054	16:20:09.022
8 -	22.345	40.394	13.370	1:16.109 (3)	93.61	0.849	16:21:25.131

Weather / Track : Cloudy / Dry

Donington Park National
Circuit Length = 1.9790 miles
Start: 16:07 Flag 16:23 End: 16:25

Monoposto Championship Mono F3, 2000, 1800 And 1600

RACE 17 - SECTOR ANALYSIS



SECTOR 1 = FL to I1, SECTOR 2 = I1 to I2, SECTOR 3 = I2 to FL, DIFF = Difference To Personal Best Lap, P = Crossed Finish Line in Pit Lane, D = Time Disallowed

9 -	22.103	39.887	13.270	1:15.260 (1)	94.66		16:22:40.391
10 -	22.089	40.614	13.795	1:16.498	93.13	1.238	16:23:56.889

P14 35 F3		Simon LONNERGAN		Dallara F398			
IDEAL LAP TIME : 1:14.261		BEST LAP TIME : 1:14.911		DIFFERENCE : 0.650			
LAP	SECTOR 1	SECTOR 2	SECTOR 3	LAP TIME	MPH	DIFF	TIME OF DAY
1 -		45.094	14.165	1:31.553	77.81	16.642	16:08:54.347
2 -	22.881	43.817	16.830	1:23.528	85.29	8.617	16:10:17.875
3 -	24.063	1:20.179	24.876	2:09.118	55.17	54.207	16:12:26.993
4 -	39.840	1:21.137	26.042	2:27.019	48.46	1:12.108	16:14:54.012
5 -	44.335	1:35.840	23.790	2:43.965	43.45	1:29.054	16:17:37.977
6 -	22.512	42.210	13.273	1:17.995	91.34	3.084	16:18:55.972
7 -	21.306	40.466	13.147	1:14.919 (2)	95.09	0.008	16:20:10.891
8 -	22.784	39.817	14.234	1:16.835	92.72	1.924	16:21:27.726
9 -	21.677	40.442	13.505	1:15.624 (3)	94.21	0.713	16:22:43.350
10 -	21.528	39.808	13.575	1:14.911 (1)	95.10		16:23:58.261

P15 5 F3		Russ GILES		Dallara F398			
IDEAL LAP TIME : 1:13.670		BEST LAP TIME : 1:13.921		DIFFERENCE : 0.251			
LAP	SECTOR 1	SECTOR 2	SECTOR 3	LAP TIME	MPH	DIFF	TIME OF DAY
1 -			14.114	1:20.976	87.98	7.055	16:08:43.770
2 -	39.168	43.714	16.755	1:39.637	71.50	25.716	16:10:23.407
3 -	27.758	1:17.347	25.218	2:10.323	54.66	56.402	16:12:33.730
4 -	38.862	1:23.244	23.271	2:25.377	49.00	1:11.456	16:14:59.107
5 -	43.852	1:37.277	20.943	2:42.072	43.95	1:28.151	16:17:41.179
6 -	23.187	42.155	14.484	1:19.826	89.25	5.905	16:19:01.005
7 -	21.700	40.834	13.768	1:16.302	93.37	2.381	16:20:17.307
8 -	21.868	39.889	13.525	1:15.282 (3)	94.63	1.361	16:21:32.589
9 -	21.253	39.606	13.925	1:14.784 (2)	95.26	0.863	16:22:47.373
10 -	21.504	38.909	13.508	1:13.921 (1)	96.38		16:24:01.294

P16 188 1800		Jen RIDGWAY		Reynard SF78			
IDEAL LAP TIME : 1:15.238		BEST LAP TIME : 1:15.602		DIFFERENCE : 0.364			
LAP	SECTOR 1	SECTOR 2	SECTOR 3	LAP TIME	MPH	DIFF	TIME OF DAY
1 -		43.209	14.955	1:29.372	79.71	13.770	16:08:52.166
2 -	24.630	45.021	18.413	1:28.064	80.90	12.462	16:10:20.230
3 -	24.542	1:19.357	24.933	2:08.832	55.30	53.230	16:12:29.062
4 -	39.171	1:22.909	24.815	2:26.895	48.50	1:11.293	16:14:55.957
5 -	44.209	1:35.723	22.673	2:42.605	43.81	1:27.003	16:17:38.562
6 -	23.684	42.098	14.608	1:20.390	88.62	4.788	16:18:58.952
7 -	22.775	40.029	13.899	1:16.703 (3)	92.88	1.101	16:20:15.655
8 -	22.896	40.556	14.146	1:17.598	91.81	1.996	16:21:33.253
9 -	22.686	39.639	13.867	1:16.192 (2)	93.50	0.590	16:22:49.445
10 -	22.292	40.003	13.307	1:15.602 (1)	94.23		16:24:05.047

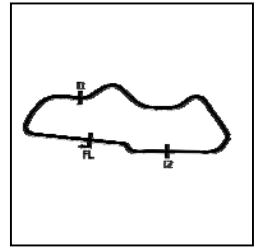
P17 117 1800		Chris LORD		Van Diemen RF82			
IDEAL LAP TIME : 1:15.581		BEST LAP TIME : 1:15.783		DIFFERENCE : 0.202			
LAP	SECTOR 1	SECTOR 2	SECTOR 3	LAP TIME	MPH	DIFF	TIME OF DAY
1 -		44.739	14.089	1:43.527	68.81	27.744	16:09:06.321
2 -	24.724	49.213	16.521	1:30.458	78.76	14.675	16:10:36.779
3 -	25.230	1:14.007	25.899	2:05.136	56.93	49.353	16:12:41.915
4 -	38.299	1:25.281	20.529	2:24.109	49.43	1:08.326	16:15:06.024
5 -	44.031	1:38.268	18.765	2:41.064	44.23	1:25.281	16:17:47.088
6 -	23.097	41.831	13.402	1:18.330	90.95	2.547	16:19:05.418
7 -	22.280	40.759	13.721	1:16.760 (3)	92.81	0.977	16:20:22.178
8 -	23.463	40.526	13.381	1:17.370	92.08	1.587	16:21:39.548
9 -	22.386	40.070	13.327	1:15.783 (1)	94.01		16:22:55.331
10 -	22.241	40.407	13.270	1:15.918 (2)	93.84	0.135	16:24:11.249

Weather / Track : Cloudy / Dry

Donington Park National
Circuit Length = 1.9790 miles
Start: 16:07 Flag 16:23 End: 16:25

Monoposto Championship Mono F3, 2000, 1800 And 1600

RACE 17 - SECTOR ANALYSIS



SECTOR 1 = FL to I1, SECTOR 2 = I1 to I2, SECTOR 3 = I2 to FL, DIFF = Difference To Personal Best Lap, P = Crossed Finish Line in Pit Lane, D = Time Disallowed

P18		7 1600		Geoff FERN		Van Diemen RF89	
IDEAL LAP TIME : 1:17.118		BEST LAP TIME : 1:17.531		DIFFERENCE : 0.413			
LAP	SECTOR 1	SECTOR 2	SECTOR 3	LAP TIME	MPH	DIFF	TIME OF DAY
1 -		45.030	15.282	1:32.825	76.75	15.294	16:08:55.619
2 -	23.701	44.562	17.275	1:25.538	83.29	8.007	16:10:21.157
3 -	26.461	1:17.972	24.004	2:08.437	55.47	50.906	16:12:29.594
4 -	40.317	1:22.673	24.131	2:27.121	48.42	1:09.590	16:14:56.715
5 -	44.144	1:36.303	21.502	2:41.949	43.99	1:24.418	16:17:38.664
6 -	23.287	41.989	14.367	1:19.643	89.45	2.112	16:18:58.307
7 -	23.569	41.964	14.270	1:19.803	89.27	2.272	16:20:18.110
8 -	23.217	41.573	13.942	1:18.732 (3)	90.49	1.201	16:21:36.842
9 -	22.768	41.092	13.671	1:17.531 (1)	91.89		16:22:54.373
10 -	22.479	41.737	13.547	1:17.763 (2)	91.61	0.232	16:24:12.136

P19		10 F3		Neil HARRISON		Dallara F302	
IDEAL LAP TIME : 1:12.542		BEST LAP TIME : 1:17.000		DIFFERENCE : 4.458			
LAP	SECTOR 1	SECTOR 2	SECTOR 3	LAP TIME	MPH	DIFF	TIME OF DAY
1 -			13.530	1:19.496 (2)	89.62	2.496	16:08:42.290
2 -	20.925	38.087	17.988	1:17.000 (1)	92.52		16:09:59.290
3 -	31.346	1:20.708	26.316	2:18.370	51.48	1:01.370	16:12:17.660
4 -	40.714	1:18.742	28.211	2:27.667	48.24	1:10.667	16:14:45.327
5 -	44.004	1:34.941	28.314	2:47.259	42.59	1:30.259	16:17:32.586
6 -	25.088	46.078	15.070	1:26.236	82.61	9.236	16:18:58.822
7 -	23.562	43.313	14.727	1:21.602	87.30	4.602	16:20:20.424
8 -	23.292	43.301	14.753	1:21.346	87.58	4.346	16:21:41.770
9 -	22.925	42.360	14.251	1:19.536 (3)	89.57	2.536	16:23:01.306
10 -	23.137	42.167	14.438	1:19.742	89.34	2.742	16:24:21.048

P20		182 1800		Steven GRIFFIN		Van Diemen	
IDEAL LAP TIME : 1:19.213		BEST LAP TIME : 1:19.213		DIFFERENCE : 0.000			
LAP	SECTOR 1	SECTOR 2	SECTOR 3	LAP TIME	MPH	DIFF	TIME OF DAY
1 -		45.073	15.283	1:32.437	77.07	13.224	16:08:55.231
2 -	23.840	45.323	17.446	1:26.609	82.26	7.396	16:10:21.840
3 -	26.702	1:17.937	23.881	2:08.520	55.43	49.307	16:12:30.360
4 -	40.228	1:23.000	23.641	2:26.869	48.51	1:07.656	16:14:57.229
5 -	44.196	1:36.699	21.502	2:42.397	43.87	1:23.184	16:17:39.626
6 -	23.294	43.257	14.927	1:21.478	87.44	2.265	16:19:01.104
7 -	22.843	43.676	14.351	1:20.870	88.09	1.657	16:20:21.974
8 -	23.632	42.958	14.272	1:20.862 (3)	88.10	1.649	16:21:42.836
9 -	22.715	42.315	14.183	1:19.213 (1)	89.94		16:23:02.049
10 -	22.854	42.722	14.455	1:20.031 (2)	89.02	0.818	16:24:22.080

P21		198 1800		Rodney TOFT		Van Diemen RF82	
IDEAL LAP TIME : 1:18.793		BEST LAP TIME : 1:19.211		DIFFERENCE : 0.418			
LAP	SECTOR 1	SECTOR 2	SECTOR 3	LAP TIME	MPH	DIFF	TIME OF DAY
1 -		44.623	14.463	1:33.583	76.13	14.372	16:08:56.377
2 -	23.726	45.671	17.079	1:26.476	82.38	7.265	16:10:22.853
3 -	27.191	1:17.347	24.973	2:09.511	55.01	50.300	16:12:32.364
4 -	38.903	1:22.984	23.924	2:25.811	48.86	1:06.600	16:14:58.175
5 -	43.996	1:36.637	21.634	2:42.267	43.90	1:23.056	16:17:40.442
6 -	23.326	44.090	14.462	1:21.878	87.01	2.667	16:19:02.320
7 -	22.958	43.103	14.308	1:20.369 (3)	88.64	1.158	16:20:22.689
8 -	23.935	42.786	13.962	1:20.683	88.30	1.472	16:21:43.372
9 -	23.469	42.166	14.066	1:19.701 (2)	89.39	0.490	16:23:03.073
10 -	23.167	41.873	14.171	1:19.211 (1)	89.94		16:24:22.284

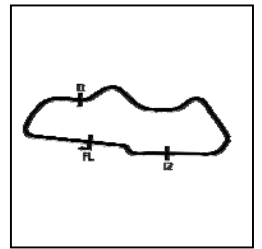
P22		100 F3		Juan MORENO		Formula Renault	
IDEAL LAP TIME : 1:18.516		BEST LAP TIME : 1:18.838		DIFFERENCE : 0.322			
LAP	SECTOR 1	SECTOR 2	SECTOR 3	LAP TIME	MPH	DIFF	TIME OF DAY

Weather / Track : Cloudy / Dry

Donington Park National
Circuit Length = 1.9790 miles
Start: 16:07 Flag 16:23 End: 16:25

Monoposto Championship Mono F3, 2000, 1800 And 1600

RACE 17 - SECTOR ANALYSIS



SECTOR 1 = FL to I1, SECTOR 2 = I1 to I2, SECTOR 3 = I2 to FL, DIFF = Difference To Personal Best Lap, P = Crossed Finish Line in Pit Lane, D = Time Disallowed

1 -		44.697	16.008	1:38.412	72.39	19.574	16:09:01.206
2 -	23.909	44.044	17.416	1:25.369	83.45	6.531	16:10:26.575
3 -	28.101	1:16.301	25.212	2:09.614	54.96	50.776	16:12:36.189
4 -	38.695	1:22.428	24.213	2:25.336	49.02	1:06.498	16:15:01.525
5 -	43.902	1:36.462	20.974	2:41.338	44.15	1:22.500	16:17:42.863
6 -	23.465	43.450	13.941	1:20.856	88.11	2.018	16:19:03.719
7 -	22.392	43.310	14.193	1:19.895 (3)	89.17	1.057	16:20:23.614
8 -	23.769	43.446	13.831	1:21.046	87.90	2.208	16:21:44.660
9 -	23.030	42.966	13.812	1:19.808 (2)	89.27	0.970	16:23:04.468
10 -	22.714	42.432	13.692	1:18.838 (1)	90.37		16:24:23.306

P23	55 F3	Paul BOOTH	Dallara F306				
IDEAL LAP TIME :	1:17.970	BEST LAP TIME :	1:19.835	DIFFERENCE :	1.865		

LAP	SECTOR 1	SECTOR 2	SECTOR 3	LAP TIME	MPH	DIFF	TIME OF DAY
1 -		1:12.870	17.287	2:06.103	56.49	46.268	16:09:28.897
2 -	25.686	45.307	17.620	1:28.613	80.40	8.778	16:10:57.510
3 -	25.890	55.099	25.983	1:46.972	66.60	27.137	16:12:44.482
4 -	39.377	1:28.231	17.008	2:24.616	49.26	1:04.781	16:15:09.098
5 -	44.979	1:38.041	18.488	2:41.508	44.11	1:21.673	16:17:50.606
6 -	23.580	42.279	14.255	1:20.114 (2)	88.93	0.279	16:19:10.720
7 -	23.770	43.693	15.976	1:23.439	85.38	3.604	16:20:34.159
8 -	24.916	43.840	14.992	1:23.748	85.07	3.913	16:21:57.907
9 -	22.101	42.869	14.865	1:19.835 (1)	89.24		16:23:17.742
10 -	25.448	44.139	13.590	1:23.177 (3)	85.65	3.342	16:24:40.919

P24	47 1800	David JONES	Van Diemen RF82				
IDEAL LAP TIME :	1:20.509	BEST LAP TIME :	1:20.509	DIFFERENCE :	0.000		

LAP	SECTOR 1	SECTOR 2	SECTOR 3	LAP TIME	MPH	DIFF	TIME OF DAY
1 -		44.939	14.795	1:40.795	70.68	20.286	16:09:03.589
2 -	26.734	48.583	16.996	1:32.313	77.17	11.804	16:10:35.902
3 -	24.880	1:14.347	26.066	2:05.293	56.86	44.784	16:12:41.195
4 -	37.409	1:25.883	20.384	2:23.676	49.58	1:03.167	16:15:04.871
5 -	44.231	1:37.385	20.465	2:42.081	43.95	1:21.572	16:17:46.952
6 -	23.806	44.253	14.816	1:22.875 (2)	85.96	2.366	16:19:09.827
7 -	23.082	43.219	14.208	1:20.509 (1)	88.49		16:20:30.336
8 -	24.373	44.654	14.390	1:23.417	85.40	2.908	16:21:53.753
9 -	24.896	43.917	14.594	1:23.407 (3)	85.42	2.898	16:23:17.160
10 -	25.080	45.196	15.419	1:25.695	83.13	5.186	16:24:42.855

P25	69 2000	Richard GREENING	Swift SC98				
IDEAL LAP TIME :	1:21.132	BEST LAP TIME :	1:21.132	DIFFERENCE :	0.000		

LAP	SECTOR 1	SECTOR 2	SECTOR 3	LAP TIME	MPH	DIFF	TIME OF DAY
1 -		47.337	17.986	1:39.631	71.51	18.499	16:09:02.425
2 -	24.535	44.567	15.878	1:24.980	83.83	3.848	16:10:27.405
3 -	29.794	1:14.648	25.062	2:09.504	55.01	48.372	16:12:36.909
4 -	38.611	1:25.072	21.576	2:25.259	49.04	1:04.127	16:15:02.168
5 -	43.987	1:37.409	20.842	2:42.238	43.91	1:21.106	16:17:44.406
6 -	24.773	44.705	14.381	1:23.859 (3)	84.95	2.727	16:19:08.265
7 -	23.684	43.204	14.244	1:21.132 (1)	87.81		16:20:29.397
8 -	24.681	44.461	14.755	1:23.897	84.92	2.765	16:21:53.294
9 -	24.339	44.155	14.720	1:23.214 (2)	85.61	2.082	16:23:16.508
10 -	25.326	45.514	15.762	1:26.602	82.26	5.470	16:24:43.110

P26	111 1800	Jeff WILLIAMS	Van Diemen RF82				
IDEAL LAP TIME :	1:20.765	BEST LAP TIME :	1:20.765	DIFFERENCE :	0.000		

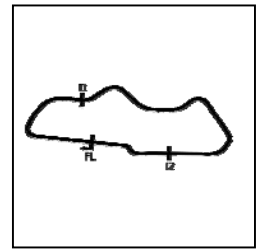
LAP	SECTOR 1	SECTOR 2	SECTOR 3	LAP TIME	MPH	DIFF	TIME OF DAY
1 -		47.141	17.828	1:39.901	71.31	19.136	16:09:02.695
2 -	27.184	48.519	16.879	1:32.582	76.95	11.817	16:10:35.277
3 -	24.713	1:14.418	25.503	2:04.634	57.16	43.869	16:12:39.911
4 -	37.767	1:25.649	20.681	2:24.097	49.44	1:03.332	16:15:04.008

Weather / Track : Cloudy / Dry

Donington Park National
Circuit Length = 1.9790 miles
Start: 16:07 Flag 16:23 End: 16:25

Monoposto Championship Mono F3, 2000, 1800 And 1600

RACE 17 - SECTOR ANALYSIS



SECTOR 1 = FL to I1, SECTOR 2 = I1 to I2, SECTOR 3 = I2 to FL, DIFF = Difference To Personal Best Lap, P = Crossed Finish Line in Pit Lane, D = Time Disallowed

5 -	43.985	1:37.705	20.376	2:42.066	43.96	1:21.301	16:17:46.074
6 -	24.063	44.358	15.287	1:23.708 (2)	85.11	2.943	16:19:09.782
7 -	24.177	44.145	15.432	1:23.754 (3)	85.06	2.989	16:20:33.536
8 -	23.691	43.108	13.966	1:20.765 (1)	88.21		16:21:54.301
9 -	24.770	43.786	15.327	1:23.883	84.93	3.118	16:23:18.184

P27	81	1800	Douglas MCLAY	Mygale SJ10 Duratec			
IDEAL LAP TIME : 1:23.143		BEST LAP TIME : 1:23.475		DIFFERENCE : 0.332			
LAP	SECTOR 1	SECTOR 2	SECTOR 3	LAP TIME	MPH	DIFF	TIME OF DAY
1 -		46.580	17.533	1:39.680	71.47	16.205	16:09:02.474
2 -	26.767	47.488	16.488	1:30.743	78.51	7.268	16:10:33.217
3 -	25.548	1:14.763	25.799	2:06.110	56.49	42.635	16:12:39.327
4 -	37.404	1:25.525	21.249	2:24.178	49.41	1:00.703	16:15:03.505
5 -	43.479	1:37.923	20.877	2:42.279	43.90	1:18.804	16:17:45.784
6 -	24.094	44.260	15.460	1:23.814 (2)	85.00	0.339	16:19:09.598
7 -	24.108	43.749	16.190	1:24.047	84.76	0.572	16:20:33.645
8 -	24.792	43.907	15.312	1:24.011 (3)	84.80	0.536	16:21:57.656
9 -	24.321	43.854	15.300	1:23.475 (1)	85.35		16:23:21.131

P28	70	2000	Michael JOWETT	Van Diemen RF00			
IDEAL LAP TIME :		BEST LAP TIME : 1:26.973		DIFFERENCE :			
LAP	SECTOR 1	SECTOR 2	SECTOR 3	LAP TIME	MPH	DIFF	TIME OF DAY
1 -				1:45.839 (3)	67.31	18.866	16:09:08.633
2 -				1:29.523 (2)	79.58	2.550	16:10:38.156
3 -				2:04.776	57.09	37.803	16:12:42.932
4 -				2:24.782	49.20	57.809	16:15:07.714
5 -				2:41.575	44.09	1:14.602	16:17:49.289
6 -				1:26.973 (1)	81.91		16:19:16.262

P29	94	F3	Ashley DIBDEN	Dallara F301			
IDEAL LAP TIME : 1:12.143		BEST LAP TIME : 1:14.514		DIFFERENCE : 2.371			
LAP	SECTOR 1	SECTOR 2	SECTOR 3	LAP TIME	MPH	DIFF	TIME OF DAY
1 -			12.352	1:14.514 (1)	95.61		16:08:37.308
2 -	19.955	39.836	16.921	1:16.712 (2)	92.87	2.197	16:09:54.020
3 -	33.273	1:21.016	24.790	2:19.079 (3)	51.22	1:04.564	16:12:13.099

P30	49	1800	Amnon NEEDHAM	Van Diemen RF82			
IDEAL LAP TIME : 1:23.609		BEST LAP TIME : 1:26.592		DIFFERENCE : 2.983			
LAP	SECTOR 1	SECTOR 2	SECTOR 3	LAP TIME	MPH	DIFF	TIME OF DAY
1 -	OUTLAP	45.479	14.619	1:32.904	76.68	6.312	16:08:55.698
2 -	23.908	45.082	17.602	1:26.592 (1)	82.27		16:10:22.290
3 -	26.711	1:17.535	IN PIT	2:11.668 P	54.11	45.076	16:12:33.958

Weather / Track : Cloudy / Dry

Donington Park National
Circuit Length = 1.9790 miles
Start: 16:07 Flag 16:23 End: 16:25

Monoposto Championship Mono F3, 2000, 1800 And 1600

RACE 17 - STATISTICS

Competitors Started 32
Planned Start 2019-04-14 @ 16:05:00.000
Actual Start 2019-04-14 @ 16:07:22.793
Finish Time 2019-04-14 @ 16:23:17.780
Track Length 1.9790mi.
Total Laps 280
Total Distance Covered 554.1388mi.

Session Fastest Lap History

NO	CL	NAME	LAP TIME	TIME OF DAY	LAP	VEHICLE
93	F3	Mark HARRISON	1:14.253	16:08:37.072	1	Dallara F397
93	F3	Mark HARRISON	1:10.172	16:18:40.796	6	Dallara F397
93	F3	Mark HARRISON	1:08.480	16:19:49.276	7	Dallara F397
90	F3	Alex FORES	1:08.139	16:20:58.577	8	Dallara F301

Session Leader History

NO	CL	NAME	FROM LAP	LAPS LED	DISTANCE	VEHICLE
93	F3	Mark HARRISON	1	10	19.75 miles	Dallara F397

Flag History

TYPE	TIME OF DAY
GREEN	16:07:22.793
SAFETY	16:09:08.739
GREEN	16:17:28.465
FINISH	16:23:17.780

Flag Statistics

TYPE	COUNT	TOTAL LAPS	TOTAL TIME
Green	2	7	9:23.259
Red	0	0	0.000
Safety Car	1	3	8:19.726
FCY	0	0	0.000

Weather / Track : Cloudy / Dry

These results are provisional until the conclusion of any judicial and technical matters.

Donington Park National
Circuit Length = 1.9790 miles
Start: 16:07 Flag 16:23 End: 16:25

Clerk Of Course :		Timekeeper :
-------------------	--	--------------

Monoposto Championship Mono F3, 2000, 1800 And 1600

RACE 17 - STATISTICS

CLASS : 1600

1 Starters

Fastest Lap History

NO	NAME	LAP TIME	TIME OF DAY	LAP	VEHICLE
7	Geoff FERN	1:32.825	16:08:55.605	1	Van Diemen RF89
7	Geoff FERN	1:25.538	16:10:21.138	2	Van Diemen RF89
7	Geoff FERN	1:19.643	16:18:58.295	6	Van Diemen RF89
7	Geoff FERN	1:18.732	16:21:36.829	8	Van Diemen RF89
7	Geoff FERN	1:17.531	16:22:54.362	9	Van Diemen RF89

Leader History

NO	NAME	FROM LAP	LAPS LED	DISTANCE	VEHICLE
7	Geoff FERN	1	10	19.75 miles	Van Diemen RF89

Weather / Track : Cloudy / Dry

These results are provisional until the conclusion of any judicial and technical matters.

Donington Park National
Circuit Length = 1.9790 miles
Start: 16:07 Flag 16:23 End: 16:25

Clerk Of Course :		Timekeeper :
-------------------	--	--------------

Monoposto Championship Mono F3, 2000, 1800 And 1600

RACE 17 - STATISTICS

CLASS : 1800

11 Starters

Fastest Lap History

NO	NAME	LAP TIME	TIME OF DAY	LAP	VEHICLE
157	Chris LEVY	1:27.546	16:08:50.333	1	Van Diemen RF83
157	Chris LEVY	1:23.707	16:10:14.040	2	Van Diemen RF83
12	Phil DAVIS	1:18.046	16:18:53.394	6	Van Diemen RF98
155	Graham RIDGWAY	1:17.927	16:18:53.712	6	Reynard SF78
12	Phil DAVIS	1:15.098	16:20:08.490	7	Van Diemen RF98
157	Chris LEVY	1:14.523	16:23:55.590	10	Van Diemen RF83

Leader History

NO	NAME	FROM LAP	LAPS LED	DISTANCE	VEHICLE
157	Chris LEVY	1	5	9.85 miles	Van Diemen RF83
12	Phil DAVIS	6	5	9.89 miles	Van Diemen RF98

Weather / Track : Cloudy / Dry

These results are provisional until the conclusion of any judicial and technical matters.

Donington Park National
Circuit Length = 1.9790 miles
Start: 16:07 Flag 16:23 End: 16:25

Clerk Of Course :		Timekeeper :
-------------------	--	--------------

Monoposto Championship Mono F3, 2000, 1800 And 1600

RACE 17 - STATISTICS

CLASS : 2000

8 Starters

Fastest Lap History

NO	NAME	LAP TIME	TIME OF DAY	LAP	VEHICLE
24	Robin DAWE	1:17.100	16:08:39.892	1	Tom's Toyota
24	Robin DAWE	1:11.318	16:18:42.556	6	Tom's Toyota
24	Robin DAWE	1:09.925	16:19:52.481	7	Tom's Toyota
24	Robin DAWE	1:09.822	16:23:22.516	10	Tom's Toyota

Leader History

NO	NAME	FROM LAP	LAPS LED	DISTANCE	VEHICLE
24	Robin DAWE	1	10	19.75 miles	Tom's Toyota

Weather / Track : Cloudy / Dry

These results are provisional until the conclusion of any judicial and technical matters.

Donington Park National
Circuit Length = 1.9790 miles
Start: 16:07 Flag 16:23 End: 16:25

Clerk Of Course :		Timekeeper :
-------------------	--	--------------

Monoposto Championship Mono F3, 2000, 1800 And 1600

RACE 17 - STATISTICS

CLASS : F3

12 Starters

Fastest Lap History

NO	NAME	LAP TIME	TIME OF DAY	LAP	VEHICLE
93	Mark HARRISON	1:14.253	16:08:37.072	1	Dallara F397
93	Mark HARRISON	1:10.172	16:18:40.796	6	Dallara F397
93	Mark HARRISON	1:08.480	16:19:49.276	7	Dallara F397
90	Alex FORES	1:08.139	16:20:58.577	8	Dallara F301

Leader History

NO	NAME	FROM LAP	LAPS LED	DISTANCE	VEHICLE
93	Mark HARRISON	1	10	19.75 miles	Dallara F397

Weather / Track : Cloudy / Dry

These results are provisional until the conclusion of any judicial and technical matters.

Donington Park National
Circuit Length = 1.9790 miles
Start: 16:07 Flag 16:23 End: 16:25

Clerk Of Course :		Timekeeper :
-------------------	--	--------------