



MONOPOSTO CHAMPIONSHIP 2000, 1800, 1600 & MOTO 1000

Snetterton 300 Circuit

27th / 28th uly 2019



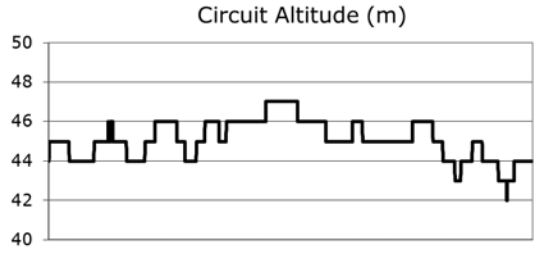
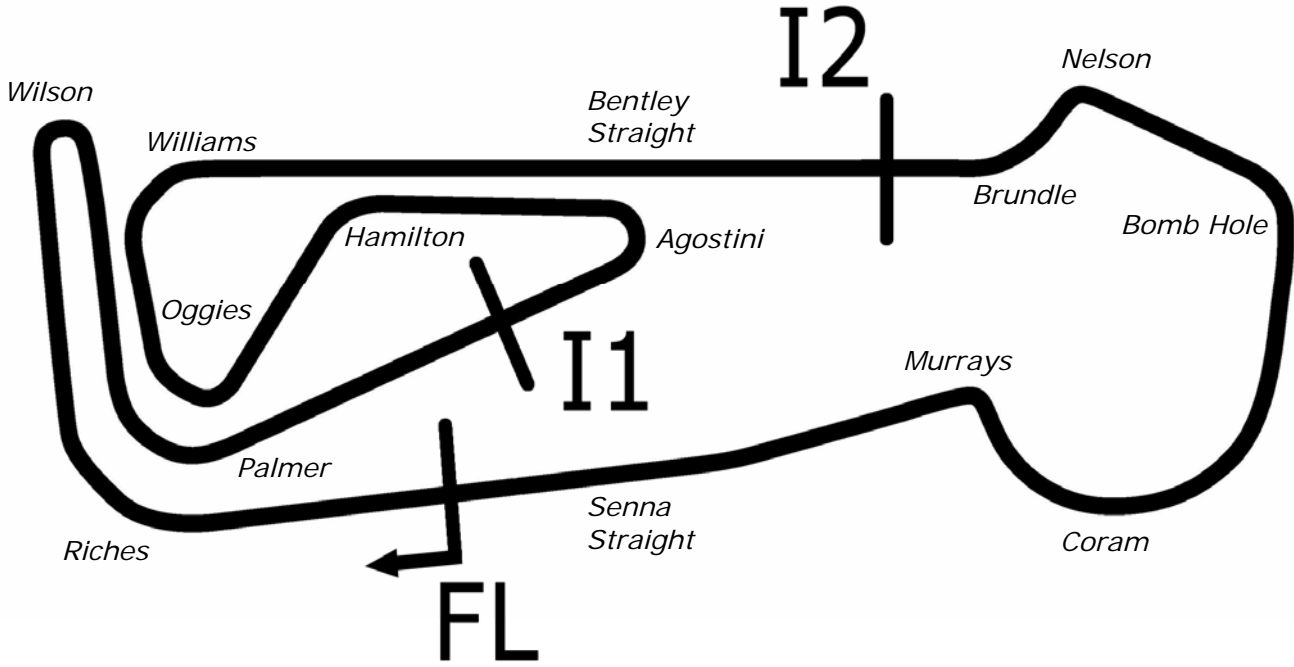
Results Provided by Timing Solutions Ltd
www.tsl-timing.com

Snetterton 300



SPORTS TIMING

TIMING SOLUTIONS LTD



Length	2.9689 miles	4778.0 m	
FL		52.46340 N	0.94476 E
I1	1545m	52.46487 N	0.94466 E
I2	3198m	52.46617 N	0.94964 E
Pit Entry	4572m	52.46364 N	0.94774 E
Pit Exit	40m after FL	52.46338 N	0.94420 E
Pit Entry–Pit Exit 246m, 14.7s @60kph, 11.0s @80kph			

All results available at www.tsl-timing.com

Monoposto 2000 - 1800 - 1600 & Moto 1000
QUALIFYING - RACE 5 - CLASSIFICATION

POS	NO	CL	PIC NAME	ENTRY	TIME	ON	LAPS	GAP	DIFF	MPH
1	98	M1000	1 Dominic SHEPHERD	JKS MKI	2:22.669	6	6			74.91
2	18	M1000	2 Tom RAWLINGS	JKS MkII	2:28.629	6	6	5.960	5.960	71.91
3	99	2000	1 Mat JORDAN	Van Diemen RF99	2:31.399	6	6	8.730	2.770	70.59
4	22	M1000	3 Dean WARREN	Speads RM04A	2:31.785	6	6	9.116	0.386	70.41
5	101	M1000	4 Max HART	Leastone 1000	2:31.950	3	6	9.281	0.165	70.33
6	32	2000	2 Terry CLARK	Van Diemen RF00	2:32.801	5	5	10.132	0.851	69.94
7	78	M1000	5 Myles CASTALDINI	Van Diemen RF94	2:33.405	6	6	10.736	0.604	69.67
8	117	1800	1 Chris LORD	Van Diemen RF82	2:34.742	6	6	12.073	1.337	69.07
9	157	1800	2 Chris LEVY	Van Diemen RF83	2:37.181	6	6	14.512	2.439	67.99
10	9	M1000	6 Peter LAGUE	Jedi Mk6	2:40.048	6	6	17.379	2.867	66.78
11	12	1800	3 Phil DAVIS	Van Diemen RF98	2:42.513	5	5	19.844	2.465	65.76
12	7	1600	1 Geoff FERN	Van Diemen RF89	2:43.337	4	5	20.668	0.824	65.43
13	48	M1000	7 Morgan MCCOURT	Leastone 1000	2:46.231	3	5	23.562	2.894	64.29
14	14	2000	3 Robert SMITH	Dallara F395	2:52.593	5	5	29.924	6.362	61.92
15	81	1800	4 Douglas MCLAY	Mygale SJ10 Duratec	2:52.902	4	5	30.233	0.309	61.81
16	182	1800	5 Steven GRIFFIN	Van Diemen	2:54.875	5	5	32.206	1.973	61.11
17	69	2000	4 Richard GREENING	Swift SC98	3:03.065	5	5	40.396	8.190	58.38
18	30	M1000	8 Andrew CARTMELL	Revelation 1000	3:04.492	5	5	41.823	1.427	57.93
19	47	1800	6 David JONES	Van Diemen RF82	3:06.626	4	5	43.957	2.134	57.27

Weather / Track : Rain / Wet

These results are provisional until the conclusion of any judicial and technical matters.

Snetterton 300

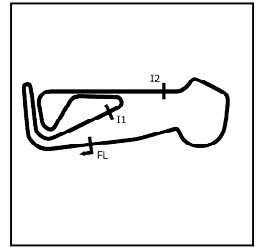
Circuit Length = 2.9689 miles

Start: 10:59 Flag 11:14 End: 11:17

Clerk Of Course :	Timekeeper :
-------------------	--------------

Monoposto 2000 - 1800 - 1600 & Moto 1000

QUALIFYING - RACE 5 - SECTOR ANALYSIS



SECTOR 1 = FL to I1, SECTOR 2 = I1 to I2, SECTOR 3 = I2 to FL, DIFF = Difference To Personal Best Lap, P = Crossed Finish Line in Pit Lane, D = Time Disallowed

P1		98 M1000		Dominic SHEPHERD		JKS MKI				
IDEAL LAP TIME :		2:21.822		BEST LAP TIME :		2:22.669		DIFFERENCE : 0.847		
LAP	SECTOR 1	SECTOR 2		SECTOR 3		LAP TIME	MPH	DIFF	TIME OF DAY	
1 -	OUTLAP	70.6	1:05.287	93.9	55.370	104.0	2:58.030	60.03	35.361	11:03:41.800
2 -	51.534	85.9	55.074	106.5	52.044	115.3	2:38.652	67.36	15.983	11:06:20.452
3 -	45.652	88.6	51.455	123.3	49.281	115.1	2:26.388	73.01	3.719	11:08:46.840
4 -	44.629	94.6	54.041	124.2	47.360	116.3	2:26.030 (3)	73.19	3.361	11:11:12.870
5 -	44.540	96.1	51.502	126.1	47.380	116.5	2:23.422 (2)	74.52	0.753	11:13:36.292
6 -	43.625	104.5	50.837	126.1	48.207	116.7	2:22.669 (1)	74.91		11:15:58.961

P2		18 M1000		Tom RAWLINGS		JKS MkII				
IDEAL LAP TIME :		2:28.289		BEST LAP TIME :		2:28.629		DIFFERENCE : 0.340		
LAP	SECTOR 1	SECTOR 2		SECTOR 3		LAP TIME	MPH	DIFF	TIME OF DAY	
1 -	OUTLAP		1:05.673	90.4	56.814	104.3	3:04.683	57.87	36.054	11:03:22.932
2 -	49.905		57.875	104.5	53.125	110.3	2:40.905	66.42	12.276	11:06:03.837
3 -	49.136		55.848	101.6	52.158	111.6	2:37.142	68.01	8.513	11:08:40.979
4 -	47.220		57.905	106.6	49.829	115.5	2:34.954 (3)	68.97	6.325	11:11:15.933
5 -	46.410		53.610	112.4	50.212	115.1	2:30.232 (2)	71.14	1.603	11:13:46.165
6 -	45.401		53.059	113.5	50.169	115.5	2:28.629 (1)	71.91		11:16:14.794

P3		99 2000		Mat JORDAN		Van Diemen RF99				
IDEAL LAP TIME :		2:31.399		BEST LAP TIME :		2:31.399		DIFFERENCE : 0.000		
LAP	SECTOR 1	SECTOR 2		SECTOR 3		LAP TIME	MPH	DIFF	TIME OF DAY	
1 -	OUTLAP		1:05.228	94.3	58.573	93.9	3:03.302	58.30	31.903	11:03:44.092
2 -	58.753		1:05.228	110.0	55.964	103.0	2:59.945	59.39	28.546	11:06:44.037
3 -	50.886		58.628	113.3	52.060	108.2	2:41.574 (3)	66.14	10.175	11:09:25.611
4 -	50.094		54.567	108.4	52.999	109.2	2:37.660 (2)	67.79	6.261	11:12:03.271
5 -	49.421		1:05.730	111.4	50.708	111.1	2:45.859	64.44	14.460	11:14:49.130
6 -	47.471		53.987	123.8	49.941	112.5	2:31.399 (1)	70.59		11:17:20.529

P4		22 M1000		Dean WARREN		Speads RM04A				
IDEAL LAP TIME :		2:31.785		BEST LAP TIME :		2:31.785		DIFFERENCE : 0.000		
LAP	SECTOR 1	SECTOR 2		SECTOR 3		LAP TIME	MPH	DIFF	TIME OF DAY	
1 -	OUTLAP	61.5	1:02.996	101.0	56.416	100.0	2:59.965	59.38	28.180	11:03:50.831
2 -	53.623	77.8	59.686	100.1	56.191	106.0	2:49.500	63.05	17.715	11:06:40.331
3 -	51.146	99.7	56.721	106.5	53.633	108.9	2:41.500	66.18	9.715	11:09:21.831
4 -	50.256	84.6	55.974	110.3	53.301	109.2	2:39.531 (3)	66.99	7.746	11:12:01.362
5 -	49.274	91.0	55.235	118.1	50.852	112.0	2:35.361 (2)	68.79	3.576	11:14:36.723
6 -	48.074	96.5	54.006	123.8	49.705	112.9	2:31.785 (1)	70.41		11:17:08.508

P5		101 M1000		Max HART		Leystone 1000				
IDEAL LAP TIME :		2:31.236		BEST LAP TIME :		2:31.950		DIFFERENCE : 0.714		
LAP	SECTOR 1	SECTOR 2		SECTOR 3		LAP TIME	MPH	DIFF	TIME OF DAY	
1 -	OUTLAP	73.0	1:05.138	85.2	59.125	104.3	3:07.229	57.08	35.279	11:03:38.125
2 -	51.076	74.4	58.346	105.8	53.254	112.2	2:42.676	65.70	10.726	11:06:20.801
3 -	47.081	91.3	53.874	111.4	50.995	113.5	2:31.950 (1)	70.33		11:08:52.751
4 -	1:04.049	85.1	54.208	112.2	51.563	113.5	2:49.820	62.93	17.870	11:11:42.571
5 -	47.912	93.8	54.253	91.3	52.089	114.1	2:34.254 (3)	69.28	2.304	11:14:16.825
6 -	48.528	91.3	54.224	113.3	50.281	114.1	2:33.033 (2)	69.84	1.083	11:16:49.858

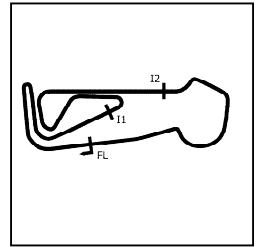
P6		32 2000		Terry CLARK		Van Diemen RF00				
IDEAL LAP TIME :		2:32.801		BEST LAP TIME :		2:32.801		DIFFERENCE : 0.000		
LAP	SECTOR 1	SECTOR 2		SECTOR 3		LAP TIME	MPH	DIFF	TIME OF DAY	
1 -	OUTLAP	69.6	1:11.093	71.5	1:01.501	80.1	3:14.099	55.06	41.298	11:03:59.583
2 -	56.032	64.4	1:08.292	78.9	55.122	90.6	2:59.446 (3)	59.56	26.645	11:06:59.029
3 -	55.668	85.0	1:15.634	84.3	58.722	88.3	3:10.024	56.24	37.223	11:10:09.053
4 -	57.437	75.2	1:01.645	89.2	51.902	114.3	2:50.984 (2)	62.50	18.183	11:13:00.037
5 -	47.358	92.3	54.791	98.5	50.652	114.1	2:32.801 (1)	69.94		11:15:32.838

Weather / Track : Rain / Wet

Snetterton 300
Circuit Length = 2.9689 miles
Start: 10:59 Flag 11:14 End: 11:17

Monoposto 2000 - 1800 - 1600 & Moto 1000

QUALIFYING - RACE 5 - SECTOR ANALYSIS



SECTOR 1 = FL to I1, SECTOR 2 = I1 to I2, SECTOR 3 = I2 to FL, DIFF = Difference To Personal Best Lap, P = Crossed Finish Line in Pit Lane, D = Time Disallowed

P7 78 M1000 Myles CASTALDINI		Van Diemen RF94								
IDEAL LAP TIME : 2:33.341		BEST LAP TIME : 2:33.405			DIFFERENCE : 0.064					
LAP	SECTOR 1	SECTOR 2		SECTOR 3		LAP TIME	MPH	DIFF	TIME OF DAY	
1 -	OUTLAP	64.2	1:04.244	84.6	IN PIT	3:54.669	P 45.54	1:21.264	11:04:01.289	
2 -	OUTLAP	80.0	1:01.122	105.0	56.443 105.6	2:52.555	61.94	19.150	11:06:53.844	
3 -	50.901	95.8	55.098	114.7	53.714 106.1	2:39.713	66.92	6.308	11:09:33.557	
4 -	51.427	97.8	55.106	121.7	50.764 112.2	2:37.297 (3)	67.94	3.892	11:12:10.854	
5 -	48.647	97.8	54.944	117.9	50.286 112.2	2:33.877 (2)	69.45	0.472	11:14:44.731	
6 -	48.221	96.4	54.834	122.6	50.350 112.2	2:33.405 (1)	69.67		11:17:18.136	

P8 117 1800 Chris LORD		Van Diemen RF82								
IDEAL LAP TIME : 2:34.742		BEST LAP TIME : 2:34.742			DIFFERENCE : 0.000					
LAP	SECTOR 1	SECTOR 2		SECTOR 3		LAP TIME	MPH	DIFF	TIME OF DAY	
1 -	OUTLAP	81.8	59.988	106.8	54.324 101.2	2:50.353	62.74	15.611	11:03:31.875	
2 -	51.912	89.9	56.935	110.5	53.785 101.3	2:42.632	65.71	7.890	11:06:14.507	
3 -	51.158	92.1	56.254	105.8	53.181 102.2	2:40.593	66.55	5.851	11:08:55.100	
4 -	49.899	93.9	56.436	111.1	52.326 103.5	2:38.661 (3)	67.36	3.919	11:11:33.761	
5 -	49.224	98.1	54.964	112.2	51.597 102.6	2:35.785 (2)	68.60	1.043	11:14:09.546	
6 -	48.780	98.5	54.614	110.3	51.348 103.7	2:34.742 (1)	69.07		11:16:44.288	

P9 157 1800 Chris LEVY		Van Diemen RF83								
IDEAL LAP TIME : 2:36.508		BEST LAP TIME : 2:37.181			DIFFERENCE : 0.673					
LAP	SECTOR 1	SECTOR 2		SECTOR 3		LAP TIME	MPH	DIFF	TIME OF DAY	
1 -	OUTLAP	78.1	1:02.771	90.1	58.548 102.1	3:06.192	57.40	29.011	11:03:14.128	
2 -	54.633	90.9	1:00.790	104.0	56.460 103.5	2:51.883	62.18	14.702	11:06:06.011	
3 -	51.948	95.8	57.824	112.5	54.537 104.8	2:44.309	65.04	7.128	11:08:50.320	
4 -	50.129	94.5	56.197	106.5	53.446 104.8	2:39.772 (2)	66.89	2.591	11:11:30.092	
5 -	49.166	98.5	57.085	115.7	54.070 105.8	2:40.321 (3)	66.66	3.140	11:14:10.413	
6 -	49.559	93.0	56.477	114.7	51.145 106.3	2:37.181 (1)	67.99		11:16:47.594	

P10 9 M1000 Peter LAGUE		Jedi Mk6								
IDEAL LAP TIME : 2:40.048		BEST LAP TIME : 2:40.048			DIFFERENCE : 0.000					
LAP	SECTOR 1	SECTOR 2		SECTOR 3		LAP TIME	MPH	DIFF	TIME OF DAY	
1 -	OUTLAP	82.8	1:00.012	92.6	1:01.228 113.1	2:58.557	59.85	18.509	11:02:55.767	
2 -	54.824	89.0	1:00.308	100.0	57.725 113.7	2:52.857	61.83	12.809	11:05:48.624	
3 -	52.995	85.4	57.934	114.9	55.963 113.9	2:46.892 (3)	64.04	6.844	11:08:35.516	
4 -	51.389	88.0	1:08.201	91.0	55.940 114.1	2:55.530	60.89	15.482	11:11:31.046	
5 -	51.490	93.3	57.713	94.3	54.955 116.1	2:44.158 (2)	65.10	4.110	11:14:15.204	
6 -	49.475	95.1	57.467	96.2	53.106 115.7	2:40.048 (1)	66.78		11:16:55.252	

P11 12 1800 Phil DAVIS		Van Diemen RF98								
IDEAL LAP TIME : 2:42.369		BEST LAP TIME : 2:42.513			DIFFERENCE : 0.144					
LAP	SECTOR 1	SECTOR 2		SECTOR 3		LAP TIME	MPH	DIFF	TIME OF DAY	
1 -	OUTLAP	69.9	1:08.684	84.2	1:05.007 91.6	3:27.573	51.49	45.060	11:03:27.899	
2 -	58.788	82.1	1:06.883	79.4	1:01.047 96.8	3:06.718	57.24	24.205	11:06:34.617	
3 -	56.931	85.3	1:04.771	89.8	56.695 105.0	2:58.397 (3)	59.91	15.884	11:09:33.014	
4 -	51.321	100.3	58.812	108.9	54.279 105.6	2:44.412 (2)	65.00	1.899	11:12:17.426	
5 -	51.465	93.3	57.822	111.4	53.226 106.3	2:42.513 (1)	65.76		11:14:59.939	

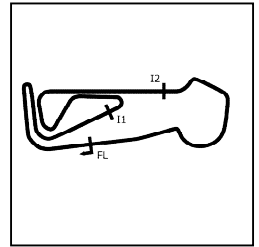
P12 7 1600 Geoff FERN		Van Diemen RF89								
IDEAL LAP TIME : 2:42.551		BEST LAP TIME : 2:43.337			DIFFERENCE : 0.786					
LAP	SECTOR 1	SECTOR 2		SECTOR 3		LAP TIME	MPH	DIFF	TIME OF DAY	
1 -	OUTLAP	71.4	1:03.921	93.2	59.782 96.2	3:31.435	50.55	48.098	11:04:19.522	
2 -	55.274	80.6	1:01.360	93.0	56.573 99.1	2:53.207	61.70	9.870	11:07:12.729	
3 -	53.129	84.2	59.488	95.0	57.561 100.7	2:50.178 (3)	62.80	6.841	11:10:02.907	
4 -	51.208	87.8	57.165	97.5	54.964 100.4	2:43.337 (1)	65.43		11:12:46.244	
5 -	51.693	89.0	57.802	103.0	54.178 100.9	2:43.673 (2)	65.30	0.336	11:15:29.917	

Weather / Track : Rain / Wet

Snetterton 300
Circuit Length = 2.9689 miles
Start: 10:59 Flag 11:14 End: 11:17

Monoposto 2000 - 1800 - 1600 & Moto 1000

QUALIFYING - RACE 5 - SECTOR ANALYSIS



SECTOR 1 = FL to I1, SECTOR 2 = I1 to I2, SECTOR 3 = I2 to FL, DIFF = Difference To Personal Best Lap, P = Crossed Finish Line in Pit Lane, D = Time Disallowed

P13 48 M1000 Morgan MCCOURT		Leystone 1000								
IDEAL LAP TIME : 2:40.437		BEST LAP TIME : 2:46.231			DIFFERENCE : 5.794					
LAP	SECTOR 1	SECTOR 2		SECTOR 3		LAP TIME	MPH	DIFF	TIME OF DAY	
1 -	OUTLAP	71.6	1:06.941	83.3	1:04.836	83.0	3:13.875	55.12	27.644	11:03:29.910
2 -	58.299	78.2	1:05.427	92.0	59.657	94.9	3:03.383	58.28	17.152	11:06:33.293
3 -	51.980	88.4	58.374	98.2	55.877	104.6	2:46.231 (1)	64.29		11:09:19.524
4 -	50.944	91.0	57.011	107.7	1:14.698	102.7	3:02.653 (3)	58.51	16.422	11:12:22.177
5 -	50.079	90.5	1:05.460	100.7	53.347	105.6	2:48.886 (2)	63.28	2.655	11:15:11.063

P14 14 2000 Robert SMITH		Dallara F395								
IDEAL LAP TIME : 2:52.593		BEST LAP TIME : 2:52.593			DIFFERENCE : 0.000					
LAP	SECTOR 1	SECTOR 2		SECTOR 3		LAP TIME	MPH	DIFF	TIME OF DAY	
1 -	OUTLAP	66.3	1:09.868	87.0	1:04.615	89.0	3:22.823	52.69	30.230	11:03:52.412
2 -	1:00.161	71.9	1:04.975	96.1	1:02.716	90.5	3:07.852	56.89	15.259	11:07:00.264
3 -	59.041	71.1	1:07.510	96.0	1:00.638	98.8	3:07.189 (3)	57.09	14.596	11:10:07.453
4 -	58.486	75.9	1:04.560	104.5	1:01.170	106.8	3:04.216 (2)	58.01	11.623	11:13:11.669
5 -	55.699	84.3	59.739	100.1	57.155	100.9	2:52.593 (1)	61.92		11:16:04.262

P15 81 1800 Douglas MCLAY		Mygale SJ10 Duratec								
IDEAL LAP TIME : 2:50.430		BEST LAP TIME : 2:52.902			DIFFERENCE : 2.472					
LAP	SECTOR 1	SECTOR 2		SECTOR 3		LAP TIME	MPH	DIFF	TIME OF DAY	
1 -	OUTLAP	74.1	1:07.799	84.6	1:01.473	88.1	3:15.513	54.66	22.611	11:03:38.740
2 -	58.635	74.1	1:05.861	86.4	1:02.318	95.8	3:06.814 (3)	57.21	13.912	11:06:45.554
3 -	58.882	74.8	1:03.426	86.5	59.602	108.9	3:01.910 (2)	58.75	9.008	11:09:47.464
4 -	55.709	85.1	1:00.730	95.7	56.463	110.7	2:52.902 (1)	61.81		11:12:40.366
5 -	53.237	78.6	1:21.617	90.4	58.085	89.7	3:12.939	55.39	20.037	11:15:53.305

P16 182 1800 Steven GRIFFIN		Van Diemen								
IDEAL LAP TIME : 2:54.875		BEST LAP TIME : 2:54.875			DIFFERENCE : 0.000					
LAP	SECTOR 1	SECTOR 2		SECTOR 3		LAP TIME	MPH	DIFF	TIME OF DAY	
1 -	OUTLAP	72.1	1:09.761	76.3	1:05.440	83.7	3:20.297	53.36	25.422	11:03:24.179
2 -	1:00.531	75.1	1:06.108	89.2	1:02.118	92.0	3:08.757	56.62	13.882	11:06:32.936
3 -	58.278	86.4	1:03.583	100.1	1:01.358	89.9	3:03.219 (3)	58.33	8.344	11:09:36.155
4 -	56.672	86.5	1:02.303	95.5	1:01.097	97.3	3:00.072 (2)	59.35	5.197	11:12:36.227
5 -	55.050	76.0	1:01.241	99.1	58.584	98.1	2:54.875 (1)	61.11		11:15:31.102

P17 69 2000 Richard GREENING		Swift SC98								
IDEAL LAP TIME : 3:03.065		BEST LAP TIME : 3:03.065			DIFFERENCE : 0.000					
LAP	SECTOR 1	SECTOR 2		SECTOR 3		LAP TIME	MPH	DIFF	TIME OF DAY	
1 -	OUTLAP	63.0	1:11.266	83.0	1:07.899	76.7	3:25.950	51.89	22.885	11:03:38.970
2 -	1:06.287	61.3	1:09.130	78.5	1:03.296	88.0	3:18.713	53.78	15.648	11:06:57.683
3 -	1:00.779	70.4	1:07.310	86.0	1:02.910	91.8	3:10.999 (3)	55.95	7.934	11:10:08.682
4 -	1:00.222	74.2	1:03.903	84.5	1:01.525	101.8	3:05.650 (2)	57.57	2.585	11:13:14.332
5 -	59.186	80.3	1:02.996	82.2	1:00.883	95.8	3:03.065 (1)	58.38		11:16:17.397

P18 30 M1000 Andrew CARTMELL		Revelation 1000								
IDEAL LAP TIME : 3:04.492		BEST LAP TIME : 3:04.492			DIFFERENCE : 0.000					
LAP	SECTOR 1	SECTOR 2		SECTOR 3		LAP TIME	MPH	DIFF	TIME OF DAY	
1 -	OUTLAP	63.2	1:24.083	81.2	1:12.008	83.4	4:09.826	42.78	1:05.334	11:04:36.022
2 -	1:05.135	76.0	1:11.006	86.1	1:05.156	90.0	3:21.297	53.09	16.805	11:07:57.319
3 -	1:01.274	76.5	1:11.499	82.6	1:05.342	87.0	3:18.115 (3)	53.94	13.623	11:11:15.434
4 -	59.857	85.4	1:08.757	86.0	1:03.751	97.5	3:12.365 (2)	55.56	7.873	11:14:27.799
5 -	56.711	82.4	1:05.708	96.6	1:02.073	99.1	3:04.492 (1)	57.93		11:17:32.291

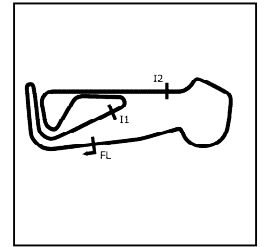
P19 47 1800 David JONES		Van Diemen RF82								
IDEAL LAP TIME : 3:06.077		BEST LAP TIME : 3:06.626			DIFFERENCE : 0.549					
LAP	SECTOR 1	SECTOR 2		SECTOR 3		LAP TIME	MPH	DIFF	TIME OF DAY	

Weather / Track : Rain / Wet

Snetterton 300
Circuit Length = 2.9689 miles
Start: 10:59 Flag 11:14 End: 11:17

Monoposto 2000 - 1800 - 1600 & Moto 1000

QUALIFYING - RACE 5 - SECTOR ANALYSIS



SECTOR 1 = FL to I1, SECTOR 2 = I1 to I2, SECTOR 3 = I2 to FL, DIFF = Difference To Personal Best Lap, P = Crossed Finish Line in Pit Lane, D = Time Disallowed

1 -	OUTLAP	65.0	1:11.959	69.6	1:09.343	94.3	3:26.431	51.77	19.805	11:03:36.742
2 -	1:04.438	72.2	1:09.873	80.1	1:05.160	99.8	3:19.471	53.58	12.845	11:06:56.213
3 -	1:01.177	73.6	1:05.804	95.4	1:02.918	101.3	3:09.899 (2)	56.28	3.273	11:10:06.112
4 -	59.179	75.2	1:03.980	80.8	1:03.467	99.1	3:06.626 (1)	57.27		11:13:12.738
5 -	1:00.157	76.7	1:07.194	81.3	1:04.055	103.5	3:11.406 (3)	55.83	4.780	11:16:24.144

Monoposto 2000 - 1800 - 1600 & Moto 1000

QUALIFYING - RACE 5 - BEST SPEEDS

POS	INTERMEDIATE 1			INTERMEDIATE 2			FINISH LINE		
	NO	NAME	MPH	NO	NAME	MPH	NO	NAME	MPH
1	98	SHEPHERD	104.5	98	SHEPHERD	126.1	98	SHEPHERD	116.7
2	12	DAVIS	100.3	99	JORDAN	123.8	9	LAGUE	116.1
3	22	WARREN	99.7	22	WARREN	123.8	18	RAWLINGS	115.5
4	117	LORD	98.5	78	CASTALDINI	122.6	32	CLARK	114.3
5	157	LEVY	98.5	157	LEVY	115.7	101	HART	114.1
6	78	CASTALDINI	97.8	9	LAGUE	114.9	22	WARREN	112.9
7	9	LAGUE	95.1	18	RAWLINGS	113.5	99	JORDAN	112.5
8	101	HART	93.8	101	HART	113.3	78	CASTALDINI	112.2
9	32	CLARK	92.3	117	LORD	112.2	81	MCLAY	110.7
10	48	MCCOURT	91.0	12	DAVIS	111.4	14	SMITH	106.8
11	7	FERN	89.0	48	MCCOURT	107.7	157	LEVY	106.3
12	182	GRIFFIN	86.5	14	SMITH	104.5	12	DAVIS	106.3
13	30	CARTMELL	85.4	7	FERN	103.0	48	MCCOURT	105.6
14	81	MCLAY	85.1	182	GRIFFIN	100.1	117	LORD	103.7
15	14	SMITH	84.3	32	CLARK	98.5	47	JONES	103.5
16	69	GREENING	80.3	30	CARTMELL	96.6	69	GREENING	101.8
17	47	JONES	76.7	81	MCLAY	95.7	7	FERN	100.9
18				47	JONES	95.4	30	CARTMELL	99.1
19				69	GREENING	86.0	182	GRIFFIN	98.1

Weather / Track : Rain / Wet

Results can be found at www.tsl-timing.com

Snetterton 300
Circuit Length = 2.9689 miles
Start: 10:59 Flag 11:14 End: 11:17

Printed - 11:19 Saturday, 27 July 2019

Monoposto 2000 - 1800 - 1600 & Moto 1000

QUALIFYING - RACE 5 - BEST SECTORS

SECTOR 1			SECTOR 2			SECTOR 3			IDEAL / BEST COMPARISON						
POS	NO	NAME	TIME	NO	NAME	TIME	NO	NAME	TIME	POS	NO	NAME	IDEAL	BEST	DIFF
													PERFECT LAP	2:21.822	
1	98	SHEPHERD	43.625	98	SHEPHERD	50.837	98	SHEPHERD	47.360	1	98	SHEPHERD	2:21.822	2:22.669	0.847
2	18	RAWLINGS	45.401	18	RAWLINGS	53.059	22	WARREN	49.705	2	18	RAWLINGS	2:28.289	2:28.629	0.340
3	101	HART	47.081	101	HART	53.874	18	RAWLINGS	49.829	3	101	HART	2:31.236	2:31.950	0.714
4	32	CLARK	47.358	99	JORDAN	53.987	99	JORDAN	49.941	4	99	JORDAN	2:31.399	2:31.399	0.000
5	99	JORDAN	47.471	22	WARREN	54.006	101	HART	50.281	5	22	WARREN	2:31.785	2:31.785	0.000
6	22	WARREN	48.074	117	LORD	54.614	78	CASTALDINI	50.286	6	32	CLARK	2:32.801	2:32.801	0.000
7	78	CASTALDINI	48.221	32	CLARK	54.791	32	CLARK	50.652	7	78	CASTALDINI	2:33.341	2:33.405	0.064
8	117	LORD	48.780	78	CASTALDINI	54.834	157	LEVY	51.145	8	117	LORD	2:34.742	2:34.742	0.000
9	157	LEVY	49.166	157	LEVY	56.197	117	LORD	51.348	9	157	LEVY	2:36.508	2:37.181	0.673
10	9	LAGUE	49.475	48	MCCOURT	57.011	9	LAGUE	53.106	10	9	LAGUE	2:40.048	2:40.048	0.000
11	48	MCCOURT	50.079	7	FERN	57.165	12	DAVIS	53.226	11	48	MCCOURT	2:40.437	2:46.231	5.794
12	7	FERN	51.208	9	LAGUE	57.467	48	MCCOURT	53.347	12	12	DAVIS	2:42.369	2:42.513	0.144
13	12	DAVIS	51.321	12	DAVIS	57.822	7	FERN	54.178	13	7	FERN	2:42.551	2:43.337	0.786
14	81	MCLAY	53.237	14	SMITH	59.739	81	MCLAY	56.463	14	81	MCLAY	2:50.430	2:52.902	2.472
15	182	GRIFFIN	55.050	81	MCLAY	1:00.730	14	SMITH	57.155	15	14	SMITH	2:52.593	2:52.593	0.000
16	14	SMITH	55.699	182	GRIFFIN	1:01.241	182	GRIFFIN	58.584	16	182	GRIFFIN	2:54.875	2:54.875	0.000
17	30	CARTMELL	56.711	69	GREENING	1:02.996	69	GREENING	1:00.883	17	69	GREENING	3:03.065	3:03.065	0.000
18	47	JONES	59.179	47	JONES	1:03.980	30	CARTMELL	1:02.073	18	30	CARTMELL	3:04.492	3:04.492	0.000
19	69	GREENING	59.186	30	CARTMELL	1:05.708	47	JONES	1:02.918	19	47	JONES	3:06.077	3:06.626	0.549

Weather / Track : Rain / Wet

Results can be found at www.tsl-timing.com

Snetterton 300
 Circuit Length = 2.9689 miles
 Start: 10:59 Flag 11:14 End: 11:17

Printed - 11:19 Saturday, 27 July 2019

Monoposto 2000 - 1800 - 1600 & Moto 1000

QUALIFYING - RACE 5 - STATISTICS

Competitors Started 19
Planned Start 2019-07-27 @ 10:55:00.000
Actual Start 2019-07-27 @ 10:59:55.376
Finish Time 2019-07-27 @ 11:14:59.817
Track Length 2.9689mi.
Total Laps 104
Total Distance Covered 308.7668mi.

Session Fastest Lap History

NO	CL	NAME	LAP TIME	TIME OF DAY	LAP	VEHICLE
9	M1000	Peter LAGUE	2:52.857	11:05:48.637	2	Jedi Mk6
18	M1000	Tom RAWLINGS	2:40.905	11:06:03.853	2	JKS MkII
98	M1000	Dominic SHEPHERD	2:38.652	11:06:20.461	2	JKS MKI
18	M1000	Tom RAWLINGS	2:37.142	11:08:40.995	3	JKS MkII
98	M1000	Dominic SHEPHERD	2:26.388	11:08:46.849	3	JKS MKI
98	M1000	Dominic SHEPHERD	2:26.030	11:11:12.879	4	JKS MKI
98	M1000	Dominic SHEPHERD	2:23.422	11:13:36.301	5	JKS MKI
98	M1000	Dominic SHEPHERD	2:22.669	11:15:58.970	6	JKS MKI

Flag History

TYPE	TIME OF DAY
GREEN	10:59:55.376
FINISH	11:14:59.817

Flag Statistics

TYPE	COUNT	TOTAL LAPS	TOTAL TIME
Green	1	6	17:53.443
Red	0	0	0.000
Safety Car	0	0	0.000
FCY	0	0	0.000

Weather / Track : Rain / Wet

These results are provisional until the conclusion of any judicial and technical matters.

Snetterton 300

Circuit Length = 2.9689 miles

Start: 10:59 Flag 11:14 End: 11:17

Clerk Of Course :		Timekeeper :
-------------------	--	--------------

Monoposto 2000 - 1800 - 1600 & Moto 1000

QUALIFYING - RACE 5 - STATISTICS

CLASS : M1000

8 Starters

Fastest Lap History

NO	NAME	LAP TIME	TIME OF DAY	LAP	VEHICLE
9	Peter LAGUE	2:52.857	11:05:48.637	2	Jedi Mk6
18	Tom RAWLINGS	2:40.905	11:06:03.853	2	JKS MkII
98	Dominic SHEPHERD	2:38.652	11:06:20.461	2	JKS MKI
18	Tom RAWLINGS	2:37.142	11:08:40.995	3	JKS MkII
98	Dominic SHEPHERD	2:26.388	11:08:46.849	3	JKS MKI
98	Dominic SHEPHERD	2:26.030	11:11:12.879	4	JKS MKI
98	Dominic SHEPHERD	2:23.422	11:13:36.301	5	JKS MKI
98	Dominic SHEPHERD	2:22.669	11:15:58.970	6	JKS MKI

Weather / Track : Rain / Wet

These results are provisional until the conclusion of any judicial and technical matters.

Snetterton 300

Circuit Length = 2.9689 miles

Start: 10:59 Flag 11:14 End: 11:17

Clerk Of Course :

Timekeeper :

Monoposto 2000 - 1800 - 1600 & Moto 1000

QUALIFYING - RACE 5 - STATISTICS

CLASS : 2000

4 Starters

Fastest Lap History

NO	NAME	LAP TIME	TIME OF DAY	LAP	VEHICLE
99	Mat JORDAN	2:59.945	11:06:44.041	2	Van Diemen RF99
32	Terry CLARK	2:59.446	11:06:59.042	2	Van Diemen RF00
99	Mat JORDAN	2:41.574	11:09:25.616	3	Van Diemen RF99
99	Mat JORDAN	2:37.660	11:12:03.277	4	Van Diemen RF99
32	Terry CLARK	2:32.801	11:15:32.849	5	Van Diemen RF00
99	Mat JORDAN	2:31.399	11:17:20.533	6	Van Diemen RF99

Weather / Track : Rain / Wet

These results are provisional until the conclusion of any judicial and technical matters.

Snetterton 300

Circuit Length = 2.9689 miles

Start: 10:59 Flag 11:14 End: 11:17

Clerk Of Course :

Timekeeper :

Monoposto 2000 - 1800 - 1600 & Moto 1000

QUALIFYING - RACE 5 - STATISTICS

CLASS : 1800

6 Starters

Fastest Lap History

NO	NAME	LAP TIME	TIME OF DAY	LAP	VEHICLE
157	Chris LEVY	2:51.883	11:06:06.022	2	Van Diemen RF83
117	Chris LORD	2:42.632	11:06:14.524	2	Van Diemen RF82
117	Chris LORD	2:40.593	11:08:55.117	3	Van Diemen RF82
157	Chris LEVY	2:39.772	11:11:30.103	4	Van Diemen RF83
117	Chris LORD	2:38.661	11:11:33.777	4	Van Diemen RF82
117	Chris LORD	2:35.785	11:14:09.563	5	Van Diemen RF82
117	Chris LORD	2:34.742	11:16:44.305	6	Van Diemen RF82

Weather / Track : Rain / Wet

These results are provisional until the conclusion of any judicial and technical matters.

Snetterton 300

Circuit Length = 2.9689 miles

Start: 10:59 Flag 11:14 End: 11:17

Clerk Of Course :

Timekeeper :

Monoposto 2000 - 1800 - 1600 & Moto 1000

QUALIFYING - RACE 5 - STATISTICS

CLASS : 1600

1 Starters

Fastest Lap History

NO	NAME	LAP TIME	TIME OF DAY	LAP	VEHICLE
7	Geoff FERN	2:53.207	11:07:12.728	2	Van Diemen RF89
7	Geoff FERN	2:50.178	11:10:02.905	3	Van Diemen RF89
7	Geoff FERN	2:43.337	11:12:46.242	4	Van Diemen RF89

Weather / Track : Rain / Wet

These results are provisional until the conclusion of any judicial and technical matters.

Snetterton 300

Circuit Length = 2.9689 miles

Start: 10:59 Flag 11:14 End: 11:17

Clerk Of Course :

Timekeeper :

Monoposto 2000 - 1800 - 1600 & Moto 1000

RACE 5 - GRID (15 minutes)

ROW 10	19	3:06.626	47 David JONES		
				18	3:04.492
ROW 9	17	3:03.065	69 Richard GREENING		30 Andrew CARTMELL
				16	2:54.875
ROW 8	15	2:52.902	81 Douglas MCLAY		182 Steven GRIFFIN
				14	2:52.593
ROW 7	13	2:46.231	48 Morgan MCCOURT		14 Robert SMITH
				12	2:43.337
ROW 6	11	2:42.513	12 Phil DAVIS		7 Geoff FERN
				10	2:40.048
ROW 5	9	2:37.181	157 Chris LEVY		9 Peter LAGUE
				8	2:34.742
ROW 4	7	2:33.405	78 Myles CASTALDINI		117 Chris LORD
				6	2:32.801
ROW 3	5	2:31.950	101 Max HART		32 Terry CLARK
				4	2:31.785
ROW 2	3	2:31.399	99 Mat JORDAN		22 Dean WARREN
				2	2:28.629
ROW 1	1	2:22.669	98 Dominic SHEPHERD		18 Tom RAWLINGS
			Pole		



Snetterton 300
Circuit Length = 2.9689 miles

These results are provisional until the conclusion of any judicial and technical matters.

Clerk Of Course :

Timekeeper :

Monoposto 2000 - 1800 - 1600 & Moto 1000

RACE 5 - CLASSIFICATION

POS	NO	CL	PIC NAME	ENTRY	LAPS	TIME	GAP	DIFF	MPH	BEST	ON
1	98	M1000	1 Dominic SHEPHERD	JKS MKI	8	15:47.338			90.25	1:56.135	5
2	18	M1000	2 Tom RAWLINGS	JKS MkII	8	16:10.699	23.361	23.361	88.08	1:59.110	7
3	9	M1000	3 Peter LAGUE	Jedi Mk6	8	16:16.431	29.093	5.732	87.56	1:57.899	7
4	78	M1000	4 Myles CASTALDINI	Van Diemen RF94	8	16:30.454	43.116	14.023	86.32	1:59.979	5
5	99	2000	1 Mat JORDAN	Van Diemen RF99	8	16:34.906	47.568	4.452	85.94	2:01.115	7
6	48	M1000	5 Morgan MCCOURT	Leastone 1000	8	16:35.181	47.843	0.275	85.91	2:00.277	8
7	32	2000	2 Terry CLARK	Van Diemen RF00	8	16:46.469	59.131	11.288	84.95	1:59.954	7
8	157	1800	1 Chris LEVY	Van Diemen RF83	8	16:48.458	1:01.120	1.989	84.78	2:03.027	6
9	117	1800	2 Chris LORD	Van Diemen RF82	8	16:52.252	1:04.914	3.794	84.46	2:03.831	6
10	12	1800	3 Phil DAVIS	Van Diemen RF98	8	16:58.732	1:11.394	6.480	83.93	2:04.886	8
11	14	2000	3 Robert SMITH	Dallara F395	8	17:43.754	1:56.416	45.022	80.38	2:05.896	8
12	182	1800	4 Steven GRIFFIN	Van Diemen	7	15:47.887	1 Lap	1 Lap	78.92	2:11.454	7
13	30	M1000	6 Andrew CARTMELL	Revelation 1000	7	15:51.802	1 Lap	3.915	78.60	2:11.209	7
14	7	1600	1 Geoff FERN	Van Diemen RF89	7	15:53.102	1 Lap	1.300	78.49	2:11.339	7
15	81	1800	5 Douglas MCLAY	Mygale SJ10 Duratec	7	16:05.022	1 Lap	11.920	77.52	2:13.723	7
16	47	1800	6 David JONES	Van Diemen RF82	7	16:27.709	1 Lap	22.687	75.74	2:17.156	7
17	69	2000	4 Richard GREENING	Swift SC98	7	16:28.293	1 Lap	0.584	75.70	2:17.227	7

NOT CLASSIFIED

DNF	22	M1000	Dean WARREN	Speads RM04A	2	4:03.363	6 Laps	5 Laps	87.83	1:57.461	2
DNF	101	M1000	Max HART	Leastone 1000	0						

FASTEST LAP

98	M1000	Dominic SHEPHERD	JKS MKI	5	1:56.135	92.03 mph	148.11 kph
32	2000	Terry CLARK	Van Diemen RF00	7	1:59.954	89.10 mph	143.39 kph
157	1800	Chris LEVY	Van Diemen RF83	6	2:03.027	86.87 mph	139.81 kph
7	1600	Geoff FERN	Van Diemen RF89	7	2:11.339	81.37 mph	130.96 kph

Weather / Track : Bright / Dry

These results are provisional until the conclusion of any judicial and technical matters.

Snetterton 300

Circuit Length = 2.9689 miles

Start: 15:08 Flag 15:24 End: 15:26

Clerk Of Course :	Timekeeper :
-------------------	--------------

Monoposto 2000 - 1800 - 1600 & Moto 1000

RACE 5 - BEST SECTORS

SECTOR 1			SECTOR 2			SECTOR 3			IDEAL / BEST COMPARISON						
POS	NO	NAME	TIME	NO	NAME	TIME	NO	NAME	TIME	POS	NO	NAME	IDEAL	BEST	DIFF
													PERFECT LAP	1:55.679	
1	98	SHEPHERD	36.554	98	SHEPHERD	41.108	98	SHEPHERD	38.017	1	98	SHEPHERD	1:55.679	1:56.135	0.456
2	22	WARREN	36.847	22	WARREN	41.592	22	WARREN	39.022	2	22	WARREN	1:57.461	1:57.461	0.000
3	9	LAGUE	36.850	9	LAGUE	41.709	18	RAWLINGS	39.171	3	9	LAGUE	1:57.899	1:57.899	0.000
4	18	RAWLINGS	37.506	18	RAWLINGS	42.292	9	LAGUE	39.340	4	18	RAWLINGS	1:58.969	1:59.110	0.141
5	32	CLARK	37.606	78	CASTALDINI	42.300	78	CASTALDINI	39.374	5	32	CLARK	1:59.495	1:59.954	0.459
6	48	MCCOURT	37.857	32	CLARK	42.499	32	CLARK	39.390	6	78	CASTALDINI	1:59.979	1:59.979	0.000
7	99	JORDAN	38.116	48	MCCOURT	42.593	99	JORDAN	39.737	7	48	MCCOURT	2:00.277	2:00.277	0.000
8	78	CASTALDINI	38.305	99	JORDAN	43.014	48	MCCOURT	39.827	8	99	JORDAN	2:00.867	2:01.115	0.248
9	157	LEVY	38.532	157	LEVY	43.672	157	LEVY	40.692	9	157	LEVY	2:02.896	2:03.027	0.131
10	117	LORD	39.105	12	DAVIS	43.698	117	LORD	40.774	10	117	LORD	2:03.773	2:03.831	0.058
11	12	DAVIS	39.237	117	LORD	43.894	12	DAVIS	41.350	11	12	DAVIS	2:04.285	2:04.886	0.601
12	14	SMITH	39.432	14	SMITH	44.431	14	SMITH	42.033	12	14	SMITH	2:05.896	2:05.896	0.000
13	30	CARTMELL	40.604	30	CARTMELL	45.619	182	GRIFFIN	43.525	13	30	CARTMELL	2:10.163	2:11.209	1.046
14	7	FERN	40.849	182	GRIFFIN	46.279	7	FERN	43.632	14	7	FERN	2:10.834	2:11.339	0.505
15	182	GRIFFIN	41.650	7	FERN	46.353	30	CARTMELL	43.940	15	182	GRIFFIN	2:11.454	2:11.454	0.000
16	81	MCLAY	42.035	101	HART	46.499	81	MCLAY	44.934	16	81	MCLAY	2:13.723	2:13.723	0.000
17	47	JONES	43.028	81	MCLAY	46.754	47	JONES	45.636	17	69	GREENING	2:16.294	2:17.227	0.933
18	69	GREENING	43.387	69	GREENING	47.212	69	GREENING	45.695	18	47	JONES	2:16.463	2:17.156	0.693
19				47	JONES	47.799									

Weather / Track : Bright / Dry

Results can be found at www.tsl-timing.com

Snetterton 300

Circuit Length = 2.9689 miles

Start: 15:08 Flag 15:24 End: 15:26

Printed - 15:29 Saturday, 27 July 2019

Monoposto 2000 - 1800 - 1600 & Moto 1000

RACE 5 - BEST SPEEDS

POS	INTERMEDIATE 1			INTERMEDIATE 2			FINISH LINE		
	NO	NAME	MPH	NO	NAME	MPH	NO	NAME	MPH
1	98	SHEPHERD	119.1	9	LAGUE	136.1	9	LAGUE	126.1
2	22	WARREN	119.1	14	SMITH	135.5	14	SMITH	122.4
3	14	SMITH	118.9	32	CLARK	135.0	98	SHEPHERD	121.5
4	9	LAGUE	118.7	98	SHEPHERD	133.1	32	CLARK	121.3
5	32	CLARK	118.1	22	WARREN	132.8	22	WARREN	120.6
6	48	MCCOURT	117.7	18	RAWLINGS	132.3	48	MCCOURT	120.4
7	78	CASTALDINI	115.7	78	CASTALDINI	131.3	78	CASTALDINI	119.8
8	101	HART	115.5	99	JORDAN	131.3	18	RAWLINGS	119.4
9	30	CARTMELL	112.2	48	MCCOURT	131.0	81	MCLAY	118.7
10	81	MCLAY	112.0	12	DAVIS	127.5	99	JORDAN	117.3
11	12	DAVIS	110.5	30	CARTMELL	124.9	30	CARTMELL	114.1
12	157	LEVY	110.3	157	LEVY	122.6	12	DAVIS	112.5
13	117	LORD	107.8	182	GRIFFIN	121.1	157	LEVY	111.6
14	182	GRIFFIN	106.8	7	FERN	120.4	7	FERN	108.5
15	7	FERN	106.6	81	MCLAY	120.2	117	LORD	108.4
16	47	JONES	104.3	69	GREENING	120.0	47	JONES	108.4
17	69	GREENING	100.0	47	JONES	119.6	182	GRIFFIN	108.0
18				117	LORD	118.9	69	GREENING	107.2
19				101	HART	90.5			

Weather / Track : Bright / Dry

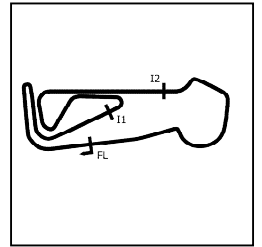
Results can be found at www.tsl-timing.com

Snetterton 300
Circuit Length = 2.9689 miles
Start: 15:08 Flag 15:24 End: 15:26

Printed - 15:29 Saturday, 27 July 2019

Monoposto 2000 - 1800 - 1600 & Moto 1000

RACE 5 - SECTOR ANALYSIS



SECTOR 1 = FL to I1, SECTOR 2 = I1 to I2, SECTOR 3 = I2 to FL, DIFF = Difference To Personal Best Lap, P = Crossed Finish Line in Pit Lane, D = Time Disallowed

P1 98 M1000 Dominic SHEPHERD		JKS MKI								
IDEAL LAP TIME : 1:55.679		BEST LAP TIME : 1:56.135		DIFFERENCE : 0.456						
LAP	SECTOR 1	SECTOR 2	SECTOR 3	LAP TIME	MPH	DIFF	TIME OF DAY			
1 -		112.4	42.972	132.6	40.288	120.9	2:07.752	83.66	11.617	15:10:39.631
2 -	37.190	118.1	41.767	132.6	38.777	121.5	1:57.734	90.78	1.599	15:12:37.365
3 -	36.755	119.1	41.611	133.1	38.725	119.1	1:57.091	91.28	0.956	15:14:34.456
4 -	36.554	118.7	41.617	131.5	38.353	120.9	1:56.524 (2)	91.72	0.389	15:16:30.980
5 -	36.743	118.7	41.375	132.3	38.017	120.4	1:56.135 (1)	92.03		15:18:27.115
6 -	36.976	118.7	41.108	132.8	38.560	120.0	1:56.644 (3)	91.62	0.509	15:20:23.759
7 -	36.709	118.7	41.499	132.1	39.144	120.0	1:57.352	91.07	1.217	15:22:21.111
8 -	36.935	117.9	41.946	132.1	39.225	120.2	1:58.106	90.49	1.971	15:24:19.217

P2 18 M1000 Tom RAWLINGS		JKS MkII								
IDEAL LAP TIME : 1:58.969		BEST LAP TIME : 1:59.110		DIFFERENCE : 0.141						
LAP	SECTOR 1	SECTOR 2	SECTOR 3	LAP TIME	MPH	DIFF	TIME OF DAY			
1 -		43.481	130.3	40.949	119.4		2:08.501	83.17	9.391	15:10:40.380
2 -	38.128	43.454	131.3	40.548	116.9		2:02.130	87.51	3.020	15:12:42.510
3 -	38.595	42.695	129.0	40.031	118.1		2:01.321	88.09	2.211	15:14:43.831
4 -	37.679	42.613	129.8	39.621	117.7		1:59.913 (3)	89.13	0.803	15:16:43.744
5 -	37.955	42.709	129.3	39.646	118.7		2:00.310	88.83	1.200	15:18:44.054
6 -	37.678	42.521	130.0	39.171	116.3		1:59.370 (2)	89.53	0.260	15:20:43.424
7 -	37.506	42.292	132.3	39.312	117.9		1:59.110 (1)	89.73		15:22:42.534
8 -	37.703	42.673	129.8	39.668	119.1		2:00.044	89.03	0.934	15:24:42.578

P3 9 M1000 Peter LAGUE		Jedi Mk6								
IDEAL LAP TIME : 1:57.899		BEST LAP TIME : 1:57.899		DIFFERENCE : 0.000						
LAP	SECTOR 1	SECTOR 2	SECTOR 3	LAP TIME	MPH	DIFF	TIME OF DAY			
1 -		117.9	43.444	120.4	43.772	123.1	2:13.730	79.92	15.831	15:10:45.609
2 -	38.649	116.5	43.143	135.8	41.517	124.5	2:03.309	86.67	5.410	15:12:48.918
3 -	38.124	118.7	42.679	132.3	41.104	124.0	2:01.907	87.67	4.008	15:14:50.825
4 -	37.899	115.1	42.471	136.1	40.278	125.4	2:00.648	88.58	2.749	15:16:51.473
5 -	37.558	113.7	42.805	133.4	40.250	124.2	2:00.613	88.61	2.714	15:18:52.086
6 -	37.357	117.7	41.868	133.1	39.878	124.7	1:59.103 (2)	89.73	1.204	15:20:51.189
7 -	36.850	116.1	41.709	130.5	39.340	126.1	1:57.899 (1)	90.65		15:22:49.088
8 -	37.383	116.1	42.487	134.2	39.352	125.9	1:59.222 (3)	89.64	1.323	15:24:48.310

P4 78 M1000 Myles CASTALDINI		Van Diemen RF94								
IDEAL LAP TIME : 1:59.979		BEST LAP TIME : 1:59.979		DIFFERENCE : 0.000						
LAP	SECTOR 1	SECTOR 2	SECTOR 3	LAP TIME	MPH	DIFF	TIME OF DAY			
1 -		109.8	45.132	130.3	40.893	119.4	2:15.221	79.04	15.242	15:10:47.100
2 -	39.216	112.9	44.005	124.7	40.576	115.9	2:03.797	86.33	3.818	15:12:50.897
3 -	38.689	113.5	43.524	127.8	39.968	119.8	2:02.181	87.47	2.202	15:14:53.078
4 -	38.315	114.7	43.204	129.5	40.650	116.9	2:02.169 (3)	87.48	2.190	15:16:55.247
5 -	38.305	115.7	42.300	131.3	39.374	119.8	1:59.979 (1)	89.08		15:18:55.226
6 -	38.808	109.2	42.964	130.3	39.921	116.3	2:01.693 (2)	87.82	1.714	15:20:56.919
7 -	40.177	103.8	43.232	127.8	39.745	119.8	2:03.154	86.78	3.175	15:23:00.073
8 -	39.424	111.8	42.632	130.5	40.204	110.1	2:02.260	87.42	2.281	15:25:02.333

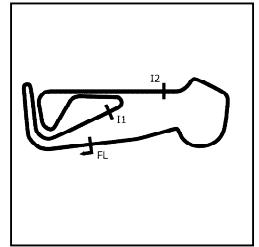
P5 99 2000 Mat JORDAN		Van Diemen RF99								
IDEAL LAP TIME : 2:00.867		BEST LAP TIME : 2:01.115		DIFFERENCE : 0.248						
LAP	SECTOR 1	SECTOR 2	SECTOR 3	LAP TIME	MPH	DIFF	TIME OF DAY			
1 -		45.364	131.3	42.771	117.3		2:14.662	79.36	13.547	15:10:46.541
2 -	40.069	44.195	130.0	41.474	116.5		2:05.738	85.00	4.623	15:12:52.279
3 -	39.648	43.867	130.0	40.794	116.3		2:04.309	85.97	3.194	15:14:56.588
4 -	38.616	43.686	130.8	40.538	117.3		2:02.840	87.00	1.725	15:16:59.428
5 -	39.148	43.254	130.5	40.324	116.7		2:02.726	87.08	1.611	15:19:02.154
6 -	38.485	43.804	130.0	39.936	116.9		2:02.225 (3)	87.44	1.110	15:21:04.379
7 -	38.364	43.014	130.0	39.737	117.1		2:01.115 (1)	88.24		15:23:05.494
8 -	38.116	43.075	129.8	40.100	117.3		2:01.291 (2)	88.11	0.176	15:25:06.785

Weather / Track : Bright / Dry

Snetterton 300
Circuit Length = 2.9689 miles
Start: 15:08 Flag 15:24 End: 15:26

Monoposto 2000 - 1800 - 1600 & Moto 1000

RACE 5 - SECTOR ANALYSIS



SECTOR 1 = FL to I1, SECTOR 2 = I1 to I2, SECTOR 3 = I2 to FL, DIFF = Difference To Personal Best Lap, P = Crossed Finish Line in Pit Lane, D = Time Disallowed

P6 48 M1000 Morgan MCCOURT		Leystone 1000								
IDEAL LAP TIME : 2:00.277		BEST LAP TIME : 2:00.277		DIFFERENCE : 0.000						
LAP	SECTOR 1	SECTOR 2	SECTOR 3	LAP TIME	MPH	DIFF	TIME OF DAY			
1 -		100.6	46.318	112.9	42.075	119.6	2:18.233	77.31	17.956	15:10:50.112
2 -	39.215	114.9	44.034	130.0	41.755	119.8	2:05.004	85.50	4.727	15:12:55.116
3 -	39.004	115.1	44.002	129.5	41.059	119.8	2:04.065	86.14	3.788	15:14:59.181
4 -	38.574	115.3	43.998	130.0	40.622	120.2	2:03.194	86.75	2.917	15:17:02.375
5 -	38.434	116.7	42.999	131.0	40.829	119.8	2:02.262	87.41	1.985	15:19:04.637
6 -	38.286	116.1	43.024	129.5	40.168	119.1	2:01.478 (3)	87.98	1.201	15:21:06.115
7 -	38.008	116.9	42.661	129.5	39.999	120.2	2:00.668 (2)	88.57	0.391	15:23:06.783
8 -	37.857	117.7	42.593	128.0	39.827	120.4	2:00.277 (1)	88.86		15:25:07.060

P7 32 2000 Terry CLARK		Van Diemen RF00								
IDEAL LAP TIME : 1:59.495		BEST LAP TIME : 1:59.954		DIFFERENCE : 0.459						
LAP	SECTOR 1	SECTOR 2	SECTOR 3	LAP TIME	MPH	DIFF	TIME OF DAY			
1 -		112.2	1:00.060	129.3	44.867	119.6	2:33.162	69.78	33.208	15:11:05.041
2 -	40.085	113.9	45.390	117.1	43.518	120.0	2:08.993	82.85	9.039	15:13:14.034
3 -	38.652	116.7	43.023	133.9	40.144	120.4	2:01.819	87.73	1.865	15:15:15.853
4 -	37.986	114.9	43.106	132.8	40.065	120.6	2:01.157	88.21	1.203	15:17:17.010
5 -	37.612	118.1	42.877	135.0	40.307	121.3	2:00.796	88.48	0.842	15:19:17.806
6 -	37.696	116.9	42.976	134.7	39.887	121.1	2:00.559 (3)	88.65	0.605	15:21:18.365
7 -	37.606	115.1	42.499	132.1	39.849	120.4	1:59.954 (1)	89.10		15:23:18.319
8 -	37.663	112.0	42.976	134.2	39.390	119.4	2:00.029 (2)	89.04	0.075	15:25:18.348

P8 157 1800 Chris LEVY		Van Diemen RF83								
IDEAL LAP TIME : 2:02.896		BEST LAP TIME : 2:03.027		DIFFERENCE : 0.131						
LAP	SECTOR 1	SECTOR 2	SECTOR 3	LAP TIME	MPH	DIFF	TIME OF DAY			
1 -		104.6	46.747	121.3	42.353	109.6	2:18.357	77.24	15.330	15:10:50.236
2 -	40.488	108.2	44.706	121.5	41.539	110.1	2:06.733	84.33	3.706	15:12:56.969
3 -	39.214	110.3	44.547	121.3	41.189	111.4	2:04.950	85.53	1.923	15:15:01.919
4 -	39.360	109.6	44.153	122.6	41.161	111.6	2:04.674	85.72	1.647	15:17:06.593
5 -	39.250	109.4	44.088	122.0	40.755	110.3	2:04.093	86.12	1.066	15:19:10.686
6 -	38.532	109.6	43.672	121.7	40.823	110.3	2:03.027 (1)	86.87		15:21:13.713
7 -	38.842	109.1	43.836	121.7	40.692	110.1	2:03.370 (3)	86.63	0.343	15:23:17.083
8 -	38.604	109.8	43.871	122.0	40.779	110.7	2:03.254 (2)	86.71	0.227	15:25:20.337

P9 117 1800 Chris LORD		Van Diemen RF82								
IDEAL LAP TIME : 2:03.773		BEST LAP TIME : 2:03.831		DIFFERENCE : 0.058						
LAP	SECTOR 1	SECTOR 2	SECTOR 3	LAP TIME	MPH	DIFF	TIME OF DAY			
1 -		105.1	46.263	117.1	41.950	106.3	2:17.805	77.55	13.974	15:10:49.684
2 -	40.587	106.3	44.688	118.3	41.269	108.2	2:06.544	84.46	2.713	15:12:56.228
3 -	39.461	107.0	44.364	118.1	41.386	108.2	2:05.211	85.36	1.380	15:15:01.439
4 -	39.395	107.2	44.248	117.7	41.274	107.7	2:04.917	85.56	1.086	15:17:06.356
5 -	40.523	106.6	43.894	118.7	41.040	107.7	2:05.457	85.19	1.626	15:19:11.813
6 -	39.105	107.5	43.952	118.9	40.774	108.0	2:03.831 (1)	86.31		15:21:15.644
7 -	39.172	107.5	43.918	118.5	41.126	108.4	2:04.216 (2)	86.04	0.385	15:23:19.860
8 -	39.126	107.8	43.973	118.3	41.172	100.9	2:04.271 (3)	86.00	0.440	15:25:24.131

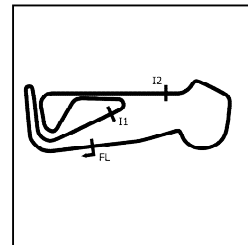
P10 12 1800 Phil DAVIS		Van Diemen RF98								
IDEAL LAP TIME : 2:04.285		BEST LAP TIME : 2:04.886		DIFFERENCE : 0.601						
LAP	SECTOR 1	SECTOR 2	SECTOR 3	LAP TIME	MPH	DIFF	TIME OF DAY			
1 -		108.4	46.471	127.5	43.000	111.8	2:19.647	76.53	14.761	15:10:51.526
2 -	40.217	109.2	44.425	126.8	42.195	112.5	2:06.837	84.26	1.951	15:12:58.363
3 -	39.659	110.5	44.959	124.9	41.822	111.6	2:06.440	84.53	1.554	15:15:04.803
4 -	39.666	110.1	44.109	124.9	41.575	112.4	2:05.350	85.26	0.464	15:17:10.153
5 -	39.684	110.1	44.004	125.6	41.549	111.6	2:05.237 (3)	85.34	0.351	15:19:15.390
6 -	39.752	110.3	43.698	126.8	41.985	112.4	2:05.435	85.20	0.549	15:21:20.825
7 -	39.643	110.3	43.907	125.6	41.350	112.2	2:04.900 (2)	85.57	0.014	15:23:25.725

Weather / Track : Bright / Dry

Snetterton 300
Circuit Length = 2.9689 miles
Start: 15:08 Flag 15:24 End: 15:26

Monoposto 2000 - 1800 - 1600 & Moto 1000

RACE 5 - SECTOR ANALYSIS



SECTOR 1 = FL to I1, SECTOR 2 = I1 to I2, SECTOR 3 = I2 to FL, DIFF = Difference To Personal Best Lap, P = Crossed Finish Line in Pit Lane, D = Time Disallowed

8 - 39.237 110.5 43.902 125.2 41.747 103.7 **2:04.886 (1)** 85.58 15:25:30.611

P11 14 2000 Robert SMITH		Dallara F395								
IDEAL LAP TIME : 2:05.896		BEST LAP TIME : 2:05.896		DIFFERENCE : 0.000						
LAP	SECTOR 1	SECTOR 2	SECTOR 3	LAP TIME	MPH	DIFF	TIME OF DAY			
1 -	113.7	47.745	126.1	44.296	120.6	2:43.211	65.48	37.315	15:11:15.090	
2 -	41.496	114.7	46.208	134.7	43.746	122.4	2:11.450	81.30	5.554	15:13:26.540
3 -	41.226	117.3	45.318	134.4	44.803	120.4	2:11.347	81.37	5.451	15:15:37.887
4 -	40.726	115.7	45.231	134.7	43.713	121.1	2:09.670	82.42	3.774	15:17:47.557
5 -	40.685	117.5	44.476	134.4	42.744	121.1	2:07.905	83.56	2.009	15:19:55.462
6 -	40.159	117.7	44.990	135.2	42.585	120.6	2:07.734 (3)	83.67	1.838	15:22:03.196
7 -	39.881	118.3	44.571	135.2	42.089	121.1	2:06.541 (2)	84.46	0.645	15:24:09.737
8 -	39.432	118.9	44.431	135.5	42.033	120.4	2:05.896 (1)	84.89		15:26:15.633

P12 182 1800 Steven GRIFFIN		Van Diemen								
IDEAL LAP TIME : 2:11.454		BEST LAP TIME : 2:11.454		DIFFERENCE : 0.000						
LAP	SECTOR 1	SECTOR 2	SECTOR 3	LAP TIME	MPH	DIFF	TIME OF DAY			
1 -	103.0	47.678	120.9	45.897	107.2	2:26.399	73.00	14.945	15:10:58.278	
2 -	43.755	105.8	47.241	121.1	45.453	106.8	2:16.449	78.33	4.995	15:13:14.727
3 -	42.298	106.8	46.649	120.9	45.067	108.0	2:14.014	79.75	2.560	15:15:28.741
4 -	42.438	106.5	47.020	120.2	44.720	106.8	2:14.178	79.65	2.724	15:17:42.919
5 -	42.051	106.3	46.637	120.6	44.099	106.6	2:12.787 (3)	80.49	1.333	15:19:55.706
6 -	41.675	104.6	46.969	117.3	43.962	105.5	2:12.606 (2)	80.60	1.152	15:22:08.312
7 -	41.650	106.6	46.279	120.4	43.525	107.7	2:11.454 (1)	81.30		15:24:19.766

P13 30 M1000 Andrew CARTMELL		Revelation 1000								
IDEAL LAP TIME : 2:10.163		BEST LAP TIME : 2:11.209		DIFFERENCE : 1.046						
LAP	SECTOR 1	SECTOR 2	SECTOR 3	LAP TIME	MPH	DIFF	TIME OF DAY			
1 -	107.8	49.865	120.2	47.287	111.2	2:32.632	70.02	21.423	15:11:04.511	
2 -	44.965	106.8	48.511	123.5	45.560	113.5	2:19.036	76.87	7.827	15:13:23.547
3 -	42.295	109.8	46.568	124.0	45.622	112.5	2:14.485	79.47	3.276	15:15:38.032
4 -	41.277	111.8	46.224	124.9	43.940	114.1	2:11.441 (3)	81.31	0.232	15:17:49.473
5 -	41.523	109.6	45.694	124.0	44.041	114.1	2:11.258 (2)	81.42	0.049	15:20:00.731
6 -	41.960	110.0	45.619	124.2	44.162	113.3	2:11.741	81.12	0.532	15:22:12.472
7 -	40.604	112.2	45.962	124.2	44.643	113.9	2:11.209 (1)	81.45		15:24:23.681

P14 7 1600 Geoff FERN		Van Diemen RF89								
IDEAL LAP TIME : 2:10.834		BEST LAP TIME : 2:11.339		DIFFERENCE : 0.505						
LAP	SECTOR 1	SECTOR 2	SECTOR 3	LAP TIME	MPH	DIFF	TIME OF DAY			
1 -	101.3	48.166	115.3	46.086	106.5	2:26.850	72.78	15.511	15:10:58.729	
2 -	44.634	102.6	48.034	117.1	45.209	107.3	2:17.877	77.51	6.538	15:13:16.606
3 -	42.363	105.3	48.246	119.4	44.499	108.5	2:15.108	79.10	3.769	15:15:31.714
4 -	42.727	106.6	47.595	119.1	44.394	105.6	2:14.716	79.33	3.377	15:17:46.430
5 -	42.478	104.3	47.657	120.4	43.632	106.0	2:13.767 (3)	79.90	2.428	15:20:00.197
6 -	43.017	103.7	46.353	120.4	44.075	108.2	2:13.445 (2)	80.09	2.106	15:22:13.642
7 -	40.849	106.6	46.377	120.2	44.113	107.2	2:11.339 (1)	81.37		15:24:24.981

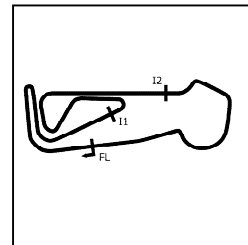
P15 81 1800 Douglas MCLAY		Mygale SJ10 Duratec								
IDEAL LAP TIME : 2:13.723		BEST LAP TIME : 2:13.723		DIFFERENCE : 0.000						
LAP	SECTOR 1	SECTOR 2	SECTOR 3	LAP TIME	MPH	DIFF	TIME OF DAY			
1 -	108.7	48.075	116.3	45.526	117.7	2:27.167	72.62	13.444	15:10:59.046	
2 -	43.587	102.4	47.464	119.8	44.954	118.7	2:16.005 (3)	78.58	2.282	15:13:15.051
3 -	43.258	112.0	47.051	120.2	45.385	117.7	2:15.694 (2)	78.76	1.971	15:15:30.745
4 -	43.386	108.9	48.494	119.8	45.137	116.9	2:17.017	78.00	3.294	15:17:47.762
5 -	43.180	103.5	48.395	112.0	45.797	117.5	2:17.372	77.80	3.649	15:20:05.134
6 -	43.604	105.5	48.164	119.1	46.276	114.5	2:18.044	77.42	4.321	15:22:23.178
7 -	42.035	110.3	46.754	119.6	44.934	117.5	2:13.723 (1)	79.92		15:24:36.901

Weather / Track : Bright / Dry

Snetterton 300
Circuit Length = 2.9689 miles
Start: 15:08 Flag 15:24 End: 15:26

Monoposto 2000 - 1800 - 1600 & Moto 1000

RACE 5 - SECTOR ANALYSIS



SECTOR 1 = FL to I1, SECTOR 2 = I1 to I2, SECTOR 3 = I2 to FL, DIFF = Difference To Personal Best Lap, P = Crossed Finish Line in Pit Lane, D = Time Disallowed

P16		47 1800		David JONES		Van Diemen RF82				
IDEAL LAP TIME : 2:16.463		BEST LAP TIME : 2:17.156		DIFFERENCE : 0.693						
LAP	SECTOR 1		SECTOR 2		SECTOR 3		LAP TIME	MPH	DIFF	TIME OF DAY
1 -			49.460	114.3	47.202	104.8	2:31.998	70.31	14.842	15:11:03.877
2 -	45.086	100.0	49.146	107.7	47.280	108.4	2:21.512	75.52	4.356	15:13:25.389
3 -	44.330	103.2	48.710	116.1	46.574	106.6	2:19.614	76.55	2.458	15:15:45.003
4 -	43.028	96.5	49.351	118.1	46.916	106.1	2:19.295 (3)	76.72	2.139	15:18:04.298
5 -	44.345		48.694	114.7	46.788	107.0	2:19.827	76.43	2.671	15:20:24.125
6 -	44.859	104.3	47.812	119.6	45.636	107.0	2:18.307 (2)	77.27	1.151	15:22:42.432
7 -	43.602	102.6	47.799	118.3	45.755	108.2	2:17.156 (1)	77.92		15:24:59.588

P17		69 2000		Richard GREENING		Swift SC98				
IDEAL LAP TIME : 2:16.294		BEST LAP TIME : 2:17.227		DIFFERENCE : 0.933						
LAP	SECTOR 1		SECTOR 2		SECTOR 3		LAP TIME	MPH	DIFF	TIME OF DAY
1 -		98.3	51.359	118.5	47.285	104.6	2:33.946	69.42	16.719	15:11:05.825
2 -	44.610	98.8	49.013	113.5	46.548	106.0	2:20.171	76.25	2.944	15:13:25.996
3 -	44.771	97.9	48.751	119.1	46.121	107.2	2:19.643	76.53	2.416	15:15:45.639
4 -	43.387	98.5	48.805	118.1	46.929	104.8	2:19.121 (3)	76.82	1.894	15:18:04.760
5 -	44.637	100.0	48.511	117.7	46.936	104.0	2:20.084	76.29	2.857	15:20:24.844
6 -	44.100	96.6	48.306	120.0	45.695	107.0	2:18.101 (2)	77.39	0.874	15:22:42.945
7 -	44.067	100.0	47.212	112.9	45.948	106.8	2:17.227 (1)	77.88		15:25:00.172

P18		22 M1000		Dean WARREN		Speads RM04A				
IDEAL LAP TIME : 1:57.461		BEST LAP TIME : 1:57.461		DIFFERENCE : 0.000						
LAP	SECTOR 1		SECTOR 2		SECTOR 3		LAP TIME	MPH	DIFF	TIME OF DAY
1 -		118.9	42.444	132.8	39.274	119.8	2:05.902 (2)	84.89	8.441	15:10:37.781
2 -	36.847	119.1	41.592	132.3	39.022	120.6	1:57.461 (1)	90.99		15:12:35.242

Monoposto 2000 - 1800 - 1600 & Moto 1000

RACE 5 - STATISTICS

Competitors Started 19
Planned Start 2019-07-27 @ 15:05:00.000
Actual Start 2019-07-27 @ 15:08:31.878
Finish Time 2019-07-27 @ 15:24:18.744
Track Length 2.9689mi.
Total Laps 132
Total Distance Covered 391.8963mi.

Session Fastest Lap History

NO	CL	NAME	LAP TIME	TIME OF DAY	LAP	VEHICLE
22	M1000	Dean WARREN	2:05.902	15:10:37.792	1	Speads RM04A
22	M1000	Dean WARREN	1:57.461	15:12:35.253	2	Speads RM04A
98	M1000	Dominic SHEPHERD	1:57.091	15:14:34.465	3	JKS MKI
98	M1000	Dominic SHEPHERD	1:56.524	15:16:30.989	4	JKS MKI
98	M1000	Dominic SHEPHERD	1:56.135	15:18:27.124	5	JKS MKI

Session Leader History

NO	CL	NAME	FROM LAP	LAPS LED	DISTANCE	VEHICLE
22	M1000	Dean WARREN	1	2	5.93 miles	Speads RM04A
98	M1000	Dominic SHEPHERD	3	6	17.81 miles	JKS MKI

Flag History

TYPE	TIME OF DAY
GREEN	15:08:31.878
FINISH	15:24:18.744

Flag Statistics

TYPE	COUNT	TOTAL LAPS	TOTAL TIME
Green	1	8	17:46.983
Red	0	0	0.000
Safety Car	0	0	0.000
FCY	0	0	0.000

Weather / Track : Bright / Dry

These results are provisional until the conclusion of any judicial and technical matters.

Snetterton 300

Circuit Length = 2.9689 miles

Start: 15:08 Flag 15:24 End: 15:26

Clerk Of Course :

Timekeeper :

Monoposto 2000 - 1800 - 1600 & Moto 1000

RACE 5 - STATISTICS

CLASS : M1000

8 Starters

Fastest Lap History

NO	NAME	LAP TIME	TIME OF DAY	LAP	VEHICLE
22	Dean WARREN	2:05.902	15:10:37.792	1	Speads RM04A
22	Dean WARREN	1:57.461	15:12:35.253	2	Speads RM04A
98	Dominic SHEPHERD	1:57.091	15:14:34.465	3	JKS MKI
98	Dominic SHEPHERD	1:56.524	15:16:30.989	4	JKS MKI
98	Dominic SHEPHERD	1:56.135	15:18:27.124	5	JKS MKI

Leader History

NO	NAME	FROM LAP	LAPS LED	DISTANCE	VEHICLE
22	Dean WARREN	1	2	5.93 miles	Speads RM04A
98	Dominic SHEPHERD	3	6	17.81 miles	JKS MKI

Weather / Track : Bright / Dry

These results are provisional until the conclusion of any judicial and technical matters.

Snetterton 300

Circuit Length = 2.9689 miles

Start: 15:08 Flag 15:24 End: 15:26

Clerk Of Course :

Timekeeper :

Monoposto 2000 - 1800 - 1600 & Moto 1000

RACE 5 - STATISTICS

CLASS : 2000

4 Starters

Fastest Lap History

NO	NAME	LAP TIME	TIME OF DAY	LAP	VEHICLE
99	Mat JORDAN	2:14.662	15:10:46.544	1	Van Diemen RF99
99	Mat JORDAN	2:05.738	15:12:52.283	2	Van Diemen RF99
99	Mat JORDAN	2:04.309	15:14:56.593	3	Van Diemen RF99
32	Terry CLARK	2:01.819	15:15:15.863	3	Van Diemen RF00
32	Terry CLARK	2:01.157	15:17:17.020	4	Van Diemen RF00
32	Terry CLARK	2:00.796	15:19:17.816	5	Van Diemen RF00
32	Terry CLARK	2:00.559	15:21:18.375	6	Van Diemen RF00
32	Terry CLARK	1:59.954	15:23:18.329	7	Van Diemen RF00

Leader History

NO	NAME	FROM LAP	LAPS LED	DISTANCE	VEHICLE
99	Mat JORDAN	1	8	23.75 miles	Van Diemen RF99

Weather / Track : Bright / Dry

These results are provisional until the conclusion of any judicial and technical matters.

Snetterton 300

Circuit Length = 2.9689 miles

Start: 15:08 Flag 15:24 End: 15:26

Clerk Of Course :

Timekeeper :

Monoposto 2000 - 1800 - 1600 & Moto 1000

RACE 5 - STATISTICS

CLASS : 1800

6 Starters

Fastest Lap History

NO	NAME	LAP TIME	TIME OF DAY	LAP	VEHICLE
117	Chris LORD	2:17.805	15:10:49.701	1	Van Diemen RF82
117	Chris LORD	2:06.544	15:12:56.244	2	Van Diemen RF82
117	Chris LORD	2:05.211	15:15:01.456	3	Van Diemen RF82
157	Chris LEVY	2:04.950	15:15:01.929	3	Van Diemen RF83
117	Chris LORD	2:04.917	15:17:06.372	4	Van Diemen RF82
157	Chris LEVY	2:04.674	15:17:06.603	4	Van Diemen RF83
157	Chris LEVY	2:04.093	15:19:10.696	5	Van Diemen RF83
157	Chris LEVY	2:03.027	15:21:13.723	6	Van Diemen RF83

Leader History

NO	NAME	FROM LAP	LAPS LED	DISTANCE	VEHICLE
117	Chris LORD	1	4	11.87 miles	Van Diemen RF82
157	Chris LEVY	5	4	11.87 miles	Van Diemen RF83

Weather / Track : Bright / Dry

These results are provisional until the conclusion of any judicial and technical matters.

Snetterton 300

Circuit Length = 2.9689 miles

Start: 15:08 Flag 15:24 End: 15:26

Clerk Of Course :

Timekeeper :

Monoposto 2000 - 1800 - 1600 & Moto 1000

RACE 5 - STATISTICS

CLASS : 1600

1 Starters

Fastest Lap History

NO	NAME	LAP TIME	TIME OF DAY	LAP	VEHICLE
7	Geoff FERN	2:26.850	15:10:58.727	1	Van Diemen RF89
7	Geoff FERN	2:17.877	15:13:16.604	2	Van Diemen RF89
7	Geoff FERN	2:15.108	15:15:31.712	3	Van Diemen RF89
7	Geoff FERN	2:14.716	15:17:46.428	4	Van Diemen RF89
7	Geoff FERN	2:13.767	15:20:00.194	5	Van Diemen RF89
7	Geoff FERN	2:13.445	15:22:13.640	6	Van Diemen RF89
7	Geoff FERN	2:11.339	15:24:24.979	7	Van Diemen RF89

Leader History

NO	NAME	FROM LAP	LAPS LED	DISTANCE	VEHICLE
7	Geoff FERN	1	7	20.78 miles	Van Diemen RF89

Weather / Track : Bright / Dry

These results are provisional until the conclusion of any judicial and technical matters.

Snetterton 300

Circuit Length = 2.9689 miles

Start: 15:08 Flag 15:24 End: 15:26


Clerk Of Course :

Timekeeper :

Monoposto 2000 - 1800 - 1600 & Moto 1000

RACE 10 - GRID (15 minutes)

ROW 10	19	101 Max HART		
			2:17.227	
			18	69 Richard GREENING
ROW 9	17	47 David JONES	2:17.156	
			16	81 Douglas MCLAY
				2:13.723
ROW 8	15	182 Steven GRIFFIN	2:11.454	
			14	7 Geoff FERN
				2:11.339
ROW 7	13	30 Andrew CARTMELL	2:11.209	
			12	14 Robert SMITH
				2:05.896
ROW 6	11	12 Phil DAVIS	2:04.886	
			10	117 Chris LORD
				2:03.831
ROW 5	9	157 Chris LEVY	2:03.027	
			8	99 Mat JORDAN
				2:01.115
ROW 4	7	48 Morgan MCCOURT	2:00.277	
			6	78 Myles CASTALDINI
				1:59.979
ROW 3	5	32 Terry CLARK	1:59.954	
			4	18 Tom RAWLINGS
				1:59.110
ROW 2	3	9 Peter LAGUE	1:57.899	
			2	22 Dean WARREN
				1:57.461
ROW 1	1	98 Dominic SHEPHERD	1:56.135	
		Pole		



Snetterton 300
Circuit Length = 2.9689 miles

These results are provisional until the conclusion of any judicial and technical matters.

Clerk Of Course :		Timekeeper :
-------------------	--	--------------

Monoposto 2000 - 1800 - 1600 & Moto 1000

RACE 5 - LAP CHART

LAP 1 @ 15:10:37.781			LAP 2 @ 15:12:35.242			LAP 3 @ 15:14:34.456			LAP 4 @ 15:16:30.980			LAP 5 @ 15:18:27.115		
NO	BEHIND	LAP TIME	NO	BEHIND	LAP TIME	NO	BEHIND	LAP TIME	NO	BEHIND	LAP TIME	NO	BEHIND	LAP TIME
22		2:05.902	22		1:57.461	98		1:57.091	98		1:56.524	98		1:56.135
98	1.850	2:07.752	98	2.123	1:57.734	18	9.375	2:01.321	18	12.764	1:59.913	18	16.939	2:00.310
18	2.599	2:08.501	18	7.268	2:02.130	9	16.369	2:01.907	9	20.493	2:00.648	9	24.971	2:00.613
9	7.828	2:13.730	9	13.676	2:03.309	78	18.622	2:02.181	78	24.267	2:02.169	78	28.111	1:59.979
99	8.760	2:14.662	78	15.655	2:03.797	99	22.132	2:04.309	99	28.448	2:02.840	99	35.039	2:02.726
78	9.319	2:15.221	99	17.037	2:05.738	48	24.725	2:04.065	48	31.395	2:03.194	48	37.522	2:02.262
117	11.903	2:17.805	48	19.874	2:05.004	117	26.983	2:05.211	117	35.376	2:04.917	157	43.571	2:04.093
48	12.331	2:18.233	117	20.986	2:06.544	157	27.463	2:04.950	157	35.613	2:04.674	117	44.698	2:05.457
157	12.455	2:18.357	157	21.727	2:06.733	12	30.347	2:06.440	12	39.173	2:05.350	12	48.275	2:05.237
12	13.745	2:19.647	12	23.121	2:06.837	32	41.397	2:01.819	32	46.030	2:01.157	32	50.691	2:00.796
182	20.497	2:26.399	32	38.792	2:08.993	182	54.285	2:14.014	182	1:11.939	2:14.178	14	1:28.347	2:07.905
7	20.948	2:26.850	182	39.485	2:16.449	81	56.289	2:15.694	7	1:15.450	2:14.716	182	1:28.591	2:12.787
81	21.265	2:27.167	81	39.809	2:16.005	7	57.258	2:15.108	14	1:16.577	2:09.670	7	1:33.082	2:13.767
47	26.096	2:31.998	7	41.364	2:17.877	14	1:03.431	2:11.347	81	1:16.782	2:17.017	30	1:33.616	2:11.258
30	26.730	2:32.632	30	48.305	2:19.036	30	1:03.576	2:14.485	30	1:18.493	2:11.441	81	1:38.019	2:17.372
32	27.260	2:33.162	47	50.147	2:21.512	47	1:10.547	2:19.614	47	1:33.318	2:19.295			
69	28.044	2:33.946	69	50.754	2:20.171	69	1:11.183	2:19.643	69	1:33.780	2:19.121			
14	37.309	2:43.211	14	51.298	2:11.450									

Weather / Track : Bright / Dry

Monoposto 2000 - 1800 - 1600 & Moto 1000

RACE 5 - LAP CHART

LAP 6 @ 15:20:23.759			LAP 7 @ 15:22:21.111			LAP 8 @ 15:24:19.217		
NO	BEHIND	LAP TIME	NO	BEHIND	LAP TIME	NO	BEHIND	LAP TIME
98		1:56.644	98		1:57.352	98		1:58.106
47	1 Lap	2:19.827	81	1 Lap	2:18.044	182	1 Lap	2:11.454
69	1 Lap	2:20.084	47	1 Lap	2:18.307	30	1 Lap	2:11.209
18	19.665	1:59.370	18	21.423	1:59.110	7	1 Lap	2:11.339
9	27.430	1:59.103	69	1 Lap	2:18.101	81	1 Lap	2:13.723
78	33.160	2:01.693	9	27.977	1:57.899	18	23.361	2:00.044
99	40.620	2:02.225	78	38.962	2:03.154	9	29.093	1:59.222
48	42.356	2:01.478	99	44.383	2:01.115	47	1 Lap	2:17.156
157	49.954	2:03.027	48	45.672	2:00.668	69	1 Lap	2:17.227
117	51.885	2:03.831	157	55.972	2:03.370	78	43.116	2:02.260
32	54.606	2:00.559	32	57.208	1:59.954	99	47.568	2:01.291
12	57.066	2:05.435	117	58.749	2:04.216	48	47.843	2:00.277
14	1:39.437	2:07.734	12	1:04.614	2:04.900	32	59.131	2:00.029
182	1:44.553	2:12.606	14	1:48.626	2:06.541	157	1:01.120	2:03.254
30	1:48.713	2:11.741				117	1:04.914	2:04.271
7	1:49.883	2:13.445				12	1:11.394	2:04.886
						14	1:56.416	2:05.896

Weather / Track : Bright / Dry

Monoposto 2000 - 1800 - 1600 & Moto 1000

RACE 5 - POSITION CHART

No	Name	Lap Pos	Lap								
			1	2	3	4	5	6	7	8	
98	SHEPHERD	1	22	22	98	98	98	98	98	98	98
18	RAWLINGS	2	98	98	18	18	18	18	18	18	18
99	JORDAN	3	18	18	9	9	9	9	9	9	9
22	WARREN	4	9	9	78	78	78	78	78	78	78
101	HART	5	99	78	99	99	99	99	99	99	99
32	CLARK	6	78	99	48	48	48	48	48	48	48
78	CASTALDINI	7	117	48	117	117	157	157	157	32	157
117	LORD	8	48	117	157	157	117	117	32	157	157
157	LEVY	9	157	157	12	12	12	32	117	117	117
9	LAGUE	10	12	12	32	32	32	12	12	12	12
12	DAVIS	11	182	32	182	182	14	14	14	14	14
7	FERN	12	7	182	81	7	182	182	182	182	182
48	MCCOURT	13	81	81	7	14	7	30	30	30	30
14	SMITH	14	47	7	14	81	30	7	7	7	7
81	MCLAY	15	30	30	30	30	81	81	81	81	81
182	GRIFFIN	16	32	47	47	47	47	47	47	47	47
69	GREENING	17	69	69	69	69	69	69	69	69	69
30	CARTMELL	18	14	14							
47	JONES	19									

Weather / Track : Bright / Dry

Results can be found at www.tsl-timing.com

Snetterton 300
 Circuit Length = 2.9689 miles
 Start: 15:08 Flag 15:24 End: 15:26

Printed - 15:40 Saturday, 27 July 2019

Monoposto 2000 - 1800 - 1600 & Moto 1000

RACE 10 - CLASSIFICATION

POS	NO	CL	PIC NAME	ENTRY	LAPS	TIME	GAP	DIFF	MPH	BEST	ON
1	98	M1000	1 Dominic SHEPHERD	JKS MKI	3	7:13.416			73.98	2:18.579	3
2	18	M1000	2 Tom RAWLINGS	JKS MkII	3	7:23.688	10.272	10.272	72.26	2:25.757	2
3	101	M1000	3 Max HART	Leastone 1000	3	7:48.551	35.135	24.863	68.43	2:30.317	2
4	99	2000	1 Mat JORDAN	Van Diemen RF99	3	7:49.936	36.520	1.385	68.23	2:31.756	2
5	78	M1000	4 Myles CASTALDINI	Van Diemen RF94	3	7:50.060	36.644	0.124	68.21	2:33.066	2
6	32	2000	2 Terry CLARK	Van Diemen RF00	3	7:50.685	37.269	0.625	68.12	2:32.338	2
7	117	1800	1 Chris LORD	Van Diemen RF82	3	7:51.521	38.105	0.836	68.00	2:32.923	2
8	12	1800	2 Phil DAVIS	Van Diemen RF98	3	8:15.076	1:01.660	23.555	64.76	2:38.264	3
9	157	1800	3 Chris LEVY	Van Diemen RF83	3	8:27.208	1:13.792	12.132	63.21	2:41.562	3
10	7	1600	1 Geoff FERN	Van Diemen RF89	3	8:27.865	1:14.449	0.657	63.13	2:39.547	3
11	81	1800	4 Douglas MCLAY	Mygale SJ10 Duratec	3	8:40.198	1:26.782	12.333	61.63	2:47.579	2
12	182	1800	5 Steven GRIFFIN	Van Diemen	3	8:43.134	1:29.718	2.936	61.29	2:47.820	2
13	48	M1000	5 Morgan MCCOURT	Leastone 1000	3	8:50.224	1:36.808	7.090	60.47	2:45.746	2
14	14	2000	3 Robert SMITH	Dallara F395	3	8:56.700	1:43.284	6.476	59.74	2:49.206	3
15	47	1800	6 David JONES	Van Diemen RF82	3	9:07.721	1:54.305	11.021	58.54	2:56.225	2
16	69	2000	4 Richard GREENING	Swift SC98	3	9:08.415	1:54.999	0.694	58.46	2:55.660	2
17	30	M1000	6 Andrew CARTMELL	Revelation 1000	3	9:15.517	2:02.101	7.102	57.71	2:54.952	2

NOT CLASSIFIED

DNF	9	M1000	Peter LAGUE	Jedi Mk6	3	8:25.750	1:12.334		63.39	2:38.817	2
DNF	22	M1000	Dean WARREN	Speads RM04A	1	3:05.394	2 Laps	2 Laps	57.65	3:05.394	1

FASTEST LAP

98	M1000	Dominic SHEPHERD	JKS MKI	3	2:18.579	77.12 mph	124.12 kph
99	2000	Mat JORDAN	Van Diemen RF99	2	2:31.756	70.42 mph	113.34 kph
117	1800	Chris LORD	Van Diemen RF82	2	2:32.923	69.89 mph	112.48 kph
7	1600	Geoff FERN	Van Diemen RF89	3	2:39.547	66.99 mph	107.81 kph

Weather / Track : Cloudy / Damp

These results are provisional until the conclusion of any judicial and technical matters.

Snetterton 300

Circuit Length = 2.9689 miles

Start: 09:50 Flag 09:57 End: 10:02

Clerk Of Course :	Steward :	Timekeeper :
-------------------	-----------	--------------

Monoposto 2000 - 1800 - 1600 & Moto 1000

RACE 10 - BEST SECTORS

SECTOR 1			SECTOR 2			SECTOR 3			IDEAL / BEST COMPARISON						
POS	NO	NAME	TIME	NO	NAME	TIME	NO	NAME	TIME	POS	NO	NAME	IDEAL	BEST	DIFF
													PERFECT LAP	2:18.579	
1	98	SHEPHERD	43.364	98	SHEPHERD	49.591	98	SHEPHERD	45.624	1	98	SHEPHERD	2:18.579	2:18.579	0.000
2	18	RAWLINGS	44.027	18	RAWLINGS	50.145	18	RAWLINGS	48.231	2	18	RAWLINGS	2:22.403	2:25.757	3.354
3	99	JORDAN	47.149	101	HART	52.639	101	HART	50.263	3	101	HART	2:30.269	2:30.317	0.048
4	101	HART	47.367	32	CLARK	52.932	32	CLARK	50.481	4	99	JORDAN	2:31.756	2:31.756	0.000
5	78	CASTALDINI	47.995	99	JORDAN	53.673	99	JORDAN	50.934	5	32	CLARK	2:32.338	2:32.338	0.000
6	117	LORD	48.189	78	CASTALDINI	53.710	117	LORD	50.936	6	117	LORD	2:32.865	2:32.923	0.058
7	9	LAGUE	48.806	117	LORD	53.740	78	CASTALDINI	51.276	7	78	CASTALDINI	2:32.981	2:33.066	0.085
8	32	CLARK	48.925	9	LAGUE	55.470	12	DAVIS	52.757	8	12	DAVIS	2:38.264	2:38.264	0.000
9	157	LEVY	49.458	12	DAVIS	55.679	7	FERN	53.191	9	9	LAGUE	2:38.756	2:38.817	0.061
10	12	DAVIS	49.828	7	FERN	55.883	48	MCCOURT	53.540	10	7	FERN	2:39.547	2:39.547	0.000
11	7	FERN	50.473	157	LEVY	56.774	157	LEVY	53.755	11	157	LEVY	2:39.987	2:41.562	1.575
12	48	MCCOURT	50.490	81	MCLAY	56.966	9	LAGUE	54.480	12	48	MCCOURT	2:42.857	2:45.746	2.889
13	81	MCLAY	52.745	182	GRIFFIN	58.286	182	GRIFFIN	55.710	13	81	MCLAY	2:46.445	2:47.579	1.134
14	14	SMITH	53.209	48	MCCOURT	58.827	14	SMITH	56.208	14	182	GRIFFIN	2:47.589	2:47.820	0.231
15	182	GRIFFIN	53.593	14	SMITH	59.680	81	MCLAY	56.734	15	14	SMITH	2:49.097	2:49.206	0.109
16	22	WARREN	54.147	22	WARREN	1:00.334	22	WARREN	56.829	16	22	WARREN	2:51.310	3:05.394	14.084
17	69	GREENING	54.858	30	CARTMELL	1:00.683	30	CARTMELL	58.099	17	30	CARTMELL	2:54.585	2:54.952	0.367
18	30	CARTMELL	55.803	69	GREENING	1:01.017	47	JONES	58.989	18	69	GREENING	2:55.014	2:55.660	0.646
19	47	JONES	55.880	47	JONES	1:01.356	69	GREENING	59.139	19	47	JONES	2:56.225	2:56.225	0.000

Weather / Track : Cloudy / Damp

Results can be found at www.tsl-timing.com

Snetterton 300

Circuit Length = 2.9689 miles

Start: 09:50 Flag 09:57 End: 10:02

Printed - 10:06 Sunday, 28 July 2019

Monoposto 2000 - 1800 - 1600 & Moto 1000

RACE 10 - BEST SPEEDS

POS	INTERMEDIATE 1			INTERMEDIATE 2			FINISH LINE		
	NO	NAME	MPH	NO	NAME	MPH	NO	NAME	MPH
1	78	CASTALDINI	103.0	98	SHEPHERD	127.3	9	LAGUE	120.4
2	98	SHEPHERD	102.4	18	RAWLINGS	124.9	98	SHEPHERD	118.7
3	101	HART	102.2	9	LAGUE	121.3	18	RAWLINGS	117.9
4	12	DAVIS	100.9	99	JORDAN	120.9	101	HART	116.9
5	117	LORD	99.7	78	CASTALDINI	120.9	78	CASTALDINI	116.3
6	9	LAGUE	99.1	101	HART	118.5	32	CLARK	115.9
7	157	LEVY	95.5	12	DAVIS	115.3	14	SMITH	114.1
8	81	MCLAY	94.9	117	LORD	113.9	99	JORDAN	113.5
9	48	MCCOURT	94.9	157	LEVY	112.2	81	MCLAY	112.7
10	32	CLARK	94.1	32	CLARK	109.8	30	CARTMELL	111.4
11	7	FERN	93.0	7	FERN	106.8	22	WARREN	110.9
12	182	GRIFFIN	91.3	30	CARTMELL	105.1	12	DAVIS	109.1
13	14	SMITH	90.3	48	MCCOURT	104.5	48	MCCOURT	108.0
14	30	CARTMELL	89.2	14	SMITH	101.9	157	LEVY	107.2
15	69	GREENING	87.0	182	GRIFFIN	100.7	47	JONES	105.8
16	47	JONES	86.4	81	MCLAY	92.5	7	FERN	105.3
17	22	WARREN	77.8	69	GREENING	92.5	182	GRIFFIN	105.1
18				47	JONES	92.1	117	LORD	104.8
19				22	WARREN	92.1	69	GREENING	103.4

Weather / Track : Cloudy / Damp

Results can be found at www.tsl-timing.com

Snetterton 300
Circuit Length = 2.9689 miles
Start: 09:50 Flag 09:57 End: 10:02

Printed - 10:06 Sunday, 28 July 2019

Monoposto 2000 - 1800 - 1600 & Moto 1000

RACE 10 - LAP CHART

LAP 1 @ 09:53:11.411			LAP 2 @ 09:55:36.417			LAP 3 @ 09:57:54.996		
NO	BEHIND	LAP TIME	NO	BEHIND	LAP TIME	NO	BEHIND	LAP TIME
18		2:29.831	98		2:24.627	98		2:18.579
98	0.379	2:30.210	18	0.751	2:25.757	18	10.272	2:28.100
78	13.188	2:43.019	78	21.248	2:33.066	101	35.135	2:31.149
117	14.563	2:44.394	99	21.321	2:31.756	99	36.520	2:33.778
99	14.571	2:44.402	32	22.263	2:32.338	78	36.644	2:33.975
32	14.931	2:44.762	117	22.480	2:32.923	32	37.269	2:33.585
101	17.254	2:47.085	101	22.565	2:30.317	117	38.105	2:34.204
157	23.450	2:53.281	12	41.975	2:40.197	12	1:01.660	2:38.264
12	26.784	2:56.615	157	50.809	2:52.365	9	1:12.334	2:38.891
7	33.651	3:03.482	9	52.022	2:38.817	157	1:13.792	2:41.562
81	34.680	3:04.511	7	53.481	2:44.836	7	1:14.449	2:39.547
22	35.563	3:05.394	81	57.253	2:47.579	81	1:26.782	2:48.108
182	37.289	3:07.120	182	1:00.103	2:47.820	182	1:29.718	2:48.194
9	38.211	3:08.042	48	1:06.356	2:45.746	48	1:36.808	2:49.031
47	41.014	3:10.845	47	1:12.233	2:56.225	14	1:43.284	2:49.206
69	43.455	3:13.286	14	1:12.657	2:52.670	47	1:54.305	3:00.651
30	44.086	3:13.917	30	1:14.032	2:54.952	69	1:54.999	2:59.469
14	44.993	3:14.824	69	1:14.109	2:55.660	30	2:02.101	3:06.648
48	45.616	3:15.447						

Weather / Track : Cloudy / Damp

Results can be found at www.tsl-timing.com

Snetterton 300
 Circuit Length = 2.9689 miles
 Start: 09:50 Flag 09:57 End: 10:02

Printed - 10:06 Sunday, 28 July 2019

Monoposto 2000 - 1800 - 1600 & Moto 1000

RACE 10 - POSITION CHART

No	Name	Lap Pos	Lap		
			1	2	3
98	SHEPHERD	1	18	98	98
22	WARREN	2	98	18	18
9	LAGUE	3	78	78	101
18	RAWLINGS	4	117	99	99
32	CLARK	5	99	32	78
78	CASTALDINI	6	32	117	32
48	MCCOURT	7	101	101	117
99	JORDAN	8	157	12	12
157	LEVY	9	12	157	9
117	LORD	10	7	9	157
12	DAVIS	11	81	7	7
14	SMITH	12	22	81	81
30	CARTMELL	13	182	182	182
7	FERN	14	9	48	48
182	GRIFFIN	15	47	47	14
81	MCLAY	16	69	14	47
47	JONES	17	30	30	69
69	GREENING	18	14	69	30
101	HART	19	48		

Weather / Track : Cloudy / Damp

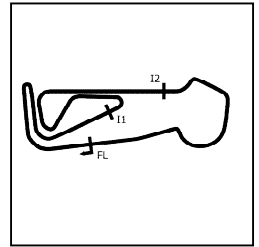
Results can be found at www.tsl-timing.com

Snetterton 300
Circuit Length = 2.9689 miles
Start: 09:50 Flag 09:57 End: 10:02

Printed - 10:06 Sunday, 28 July 2019

Monoposto 2000 - 1800 - 1600 & Moto 1000

RACE 10 - SECTOR ANALYSIS



SECTOR 1 = FL to I1, SECTOR 2 = I1 to I2, SECTOR 3 = I2 to FL, DIFF = Difference To Personal Best Lap, P = Crossed Finish Line in Pit Lane, D = Time Disallowed

P1		98 M1000		Dominic SHEPHERD		JKS MKI			
IDEAL LAP TIME : 2:18.579		BEST LAP TIME : 2:18.579		DIFFERENCE : 0.000					
LAP	SECTOR 1	SECTOR 2		SECTOR 3		LAP TIME	MPH	DIFF	TIME OF DAY
1 -		94.1	50.304	117.5	46.783	118.7	2:30.210 (3)	71.15	11.631 09:53:11.790
2 -	44.618	102.4	52.860	114.1	47.149	117.7	2:24.627 (2)	73.90	6.048 09:55:36.417
3 -	43.364	96.5	49.591	127.3	45.624	117.3	2:18.579 (1)	77.12	09:57:54.996

P2		18 M1000		Tom RAWLINGS		JKS MkII			
IDEAL LAP TIME : 2:22.403		BEST LAP TIME : 2:25.757		DIFFERENCE : 3.354					
LAP	SECTOR 1	SECTOR 2		SECTOR 3		LAP TIME	MPH	DIFF	TIME OF DAY
1 -		50.306	124.9	48.490	115.9	2:29.831 (3)	71.33	4.074	09:53:11.411
2 -	44.796	52.730	119.1	48.231	117.9	2:25.757 (1)	73.32		09:55:37.168
3 -	44.027	50.145	123.3	53.928	111.6	2:28.100 (2)	72.16	2.343	09:58:05.268

P3		101 M1000		Max HART		Leastone 1000			
IDEAL LAP TIME : 2:30.269		BEST LAP TIME : 2:30.317		DIFFERENCE : 0.048					
LAP	SECTOR 1	SECTOR 2		SECTOR 3		LAP TIME	MPH	DIFF	TIME OF DAY
1 -	92.1	53.185	108.7	50.942	116.9	2:47.085 (3)	63.96	16.768	09:53:28.665
2 -	47.367	92.5	52.639	111.4	50.311	115.3	2:30.317 (1)	71.10	09:55:58.982
3 -	47.853	102.2	53.033	118.5	50.263	114.7	2:31.149 (2)	70.71	0.832 09:58:30.131

P4		99 2000		Mat JORDAN		Van Diemen RF99			
IDEAL LAP TIME : 2:31.756		BEST LAP TIME : 2:31.756		DIFFERENCE : 0.000					
LAP	SECTOR 1	SECTOR 2		SECTOR 3		LAP TIME	MPH	DIFF	TIME OF DAY
1 -		53.988	107.0	51.791	113.5	2:44.402 (3)	65.01	12.646	09:53:25.982
2 -	47.149	53.673	120.9	50.934	112.4	2:31.756 (1)	70.42		09:55:57.738
3 -	47.236	55.373	115.3	51.169	113.3	2:33.778 (2)	69.50	2.022	09:58:31.516

P5		78 M1000		Myles CASTALDINI		Van Diemen RF94			
IDEAL LAP TIME : 2:32.981		BEST LAP TIME : 2:33.066		DIFFERENCE : 0.085					
LAP	SECTOR 1	SECTOR 2		SECTOR 3		LAP TIME	MPH	DIFF	TIME OF DAY
1 -	89.3	54.735	106.3	51.276	113.5	2:43.019 (3)	65.56	9.953	09:53:24.599
2 -	47.995	98.9	53.710	120.9	51.361	113.3	2:33.066 (1)	69.82	09:55:57.665
3 -	48.196	103.0	54.287	117.5	51.492	116.3	2:33.975 (2)	69.41	0.909 09:58:31.640

P6		32 2000		Terry CLARK		Van Diemen RF00			
IDEAL LAP TIME : 2:32.338		BEST LAP TIME : 2:32.338		DIFFERENCE : 0.000					
LAP	SECTOR 1	SECTOR 2		SECTOR 3		LAP TIME	MPH	DIFF	TIME OF DAY
1 -	85.4	54.106	107.0	51.702	115.1	2:44.762 (3)	64.86	12.424	09:53:26.342
2 -	48.925	94.1	52.932	109.8	50.481	113.5	2:32.338 (1)	70.16	09:55:58.680
3 -	49.019	92.3	53.322	106.6	51.244	115.9	2:33.585 (2)	69.59	1.247 09:58:32.265

P7		117 1800		Chris LORD		Van Diemen RF82			
IDEAL LAP TIME : 2:32.865		BEST LAP TIME : 2:32.923		DIFFERENCE : 0.058					
LAP	SECTOR 1	SECTOR 2		SECTOR 3		LAP TIME	MPH	DIFF	TIME OF DAY
1 -		99.7	54.861	113.1	51.959	103.2	2:44.394 (3)	65.01	11.471 09:53:25.974
2 -	48.189	95.8	53.740	113.9	50.994	104.2	2:32.923 (1)	69.89	09:55:58.897
3 -	49.519	97.5	53.749	113.1	50.936	104.8	2:34.204 (2)	69.31	1.281 09:58:33.101

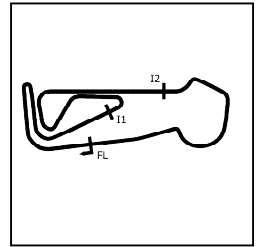
P8		12 1800		Phil DAVIS		Van Diemen RF98			
IDEAL LAP TIME : 2:38.264		BEST LAP TIME : 2:38.264		DIFFERENCE : 0.000					
LAP	SECTOR 1	SECTOR 2		SECTOR 3		LAP TIME	MPH	DIFF	TIME OF DAY
1 -	84.6	57.392	102.7	55.008	108.7	2:56.615 (3)	60.51	18.351	09:53:38.195
2 -	50.959	100.9	56.432	115.3	52.806	108.9	2:40.197 (2)	66.71	1.933 09:56:18.392
3 -	49.828	100.3	55.679	114.1	52.757	109.1	2:38.264 (1)	67.53	09:58:56.656

Weather / Track : Cloudy / Damp

Snetterton 300
Circuit Length = 2.9689 miles
Start: 09:50 Flag 09:57 End: 10:02

Monoposto 2000 - 1800 - 1600 & Moto 1000

RACE 10 - SECTOR ANALYSIS



SECTOR 1 = FL to I1, SECTOR 2 = I1 to I2, SECTOR 3 = I2 to FL, DIFF = Difference To Personal Best Lap, P = Crossed Finish Line in Pit Lane, D = Time Disallowed

P9 157 1800 Chris LEVY		Van Diemen RF83								
IDEAL LAP TIME : 2:39.987		BEST LAP TIME : 2:41.562		DIFFERENCE : 1.575						
LAP	SECTOR 1	SECTOR 2	SECTOR 3	LAP TIME	MPH	DIFF	TIME OF DAY			
1 -	89.2	56.774	110.9	53.769	106.3	2:53.281 (3)	61.68	11.719	09:53:34.861	
2 -	49.458	90.0	1:09.152	109.6	53.755	106.3	2:52.365 (2)	62.00	10.803	09:56:27.226
3 -	49.704	95.5	57.876	112.2	53.982	107.2	2:41.562 (1)	66.15		09:59:08.788

P10 7 1600 Geoff FERN		Van Diemen RF89								
IDEAL LAP TIME : 2:39.547		BEST LAP TIME : 2:39.547		DIFFERENCE : 0.000						
LAP	SECTOR 1	SECTOR 2	SECTOR 3	LAP TIME	MPH	DIFF	TIME OF DAY			
1 -	76.9	1:01.523	97.6	56.090	104.2	3:03.482 (3)	58.25	23.935	09:53:45.062	
2 -	51.215	86.8	57.774	98.3	55.847	105.1	2:44.836 (2)	64.84	5.289	09:56:29.898
3 -	50.473	93.0	55.883	106.8	53.191	105.3	2:39.547 (1)	66.99		09:59:09.445

P11 81 1800 Douglas MCLAY		Mygale SJ10 Duratec								
IDEAL LAP TIME : 2:46.445		BEST LAP TIME : 2:47.579		DIFFERENCE : 1.134						
LAP	SECTOR 1	SECTOR 2	SECTOR 3	LAP TIME	MPH	DIFF	TIME OF DAY			
1 -	84.3	1:02.364	92.5	56.734	109.4	3:04.511 (3)	57.92	16.932	09:53:46.091	
2 -	53.238	90.8	56.966	91.0	57.375	112.4	2:47.579 (1)	63.77		09:56:33.670
3 -	52.745	94.9	58.012	85.8	57.351	112.7	2:48.108 (2)	63.57	0.529	09:59:21.778

P12 182 1800 Steven GRIFFIN		Van Diemen								
IDEAL LAP TIME : 2:47.589		BEST LAP TIME : 2:47.820		DIFFERENCE : 0.231						
LAP	SECTOR 1	SECTOR 2	SECTOR 3	LAP TIME	MPH	DIFF	TIME OF DAY			
1 -	76.7	1:01.528	90.4	1:00.521	100.1	3:07.120 (3)	57.11	19.300	09:53:48.700	
2 -	53.824	87.4	58.286	100.6	55.710	103.0	2:47.820 (1)	63.68		09:56:36.520
3 -	53.593	91.3	58.524	100.7	56.077	105.1	2:48.194 (2)	63.54	0.374	09:59:24.714

P13 48 M1000 Morgan MCCOURT		Leystone 1000								
IDEAL LAP TIME : 2:42.857		BEST LAP TIME : 2:45.746		DIFFERENCE : 2.889						
LAP	SECTOR 1	SECTOR 2	SECTOR 3	LAP TIME	MPH	DIFF	TIME OF DAY			
1 -	78.6	1:13.019	90.4	58.860	102.9	3:15.447 (3)	54.68	29.701	09:53:57.027	
2 -	53.379	81.0	58.827	104.5	53.540	108.0	2:45.746 (1)	64.48		09:56:42.773
3 -	50.490	94.9	1:04.628	98.8	53.913	106.5	2:49.031 (2)	63.23	3.285	09:59:31.804

P14 14 2000 Robert SMITH		Dallara F395								
IDEAL LAP TIME : 2:49.097		BEST LAP TIME : 2:49.206		DIFFERENCE : 0.109						
LAP	SECTOR 1	SECTOR 2	SECTOR 3	LAP TIME	MPH	DIFF	TIME OF DAY			
1 -	80.8	1:09.908	76.3	59.855	114.1	3:14.824 (3)	54.85	25.618	09:53:56.404	
2 -	55.416	90.3	59.680	92.5	57.574	113.1	2:52.670 (2)	61.89	3.464	09:56:49.074
3 -	53.209	85.5	59.789	101.9	56.208	107.2	2:49.206 (1)	63.16		09:59:38.280

P15 47 1800 David JONES		Van Diemen RF82								
IDEAL LAP TIME : 2:56.225		BEST LAP TIME : 2:56.225		DIFFERENCE : 0.000						
LAP	SECTOR 1	SECTOR 2	SECTOR 3	LAP TIME	MPH	DIFF	TIME OF DAY			
1 -	76.1	1:02.325	90.8	59.625	105.8	3:10.845 (3)	56.00	14.620	09:53:52.425	
2 -	55.880	86.4	1:01.356	92.1	58.989	105.1	2:56.225 (1)	60.65		09:56:48.650
3 -	57.246	68.3	1:02.438	89.7	1:00.967	104.6	3:00.651 (2)	59.16	4.426	09:59:49.301

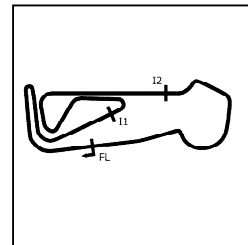
P16 69 2000 Richard GREENING		Swift SC98								
IDEAL LAP TIME : 2:55.014		BEST LAP TIME : 2:55.660		DIFFERENCE : 0.646						
LAP	SECTOR 1	SECTOR 2	SECTOR 3	LAP TIME	MPH	DIFF	TIME OF DAY			
1 -	72.1	1:03.536	83.7	59.492	100.3	3:13.286 (3)	55.29	17.626	09:53:54.866	
2 -	54.858	87.0	1:01.017	89.8	59.785	101.3	2:55.660 (1)	60.84		09:56:50.526
3 -	56.651	74.5	1:03.679	92.5	59.139	103.4	2:59.469 (2)	59.55	3.809	09:59:49.995

Weather / Track : Cloudy / Damp

Snetterton 300
Circuit Length = 2.9689 miles
Start: 09:50 Flag 09:57 End: 10:02

Monoposto 2000 - 1800 - 1600 & Moto 1000

RACE 10 - SECTOR ANALYSIS



SECTOR 1 = FL to I1, SECTOR 2 = I1 to I2, SECTOR 3 = I2 to FL, DIFF = Difference To Personal Best Lap, P = Crossed Finish Line in Pit Lane, D = Time Disallowed

P17		30 M1000 Andrew CARTMELL				Revelation 1000				
IDEAL LAP TIME : 2:54.585		BEST LAP TIME : 2:54.952		DIFFERENCE : 0.367						
LAP	SECTOR 1	SECTOR 2		SECTOR 3		LAP TIME	MPH	DIFF	TIME OF DAY	
1 -		77.4	1:04.924	84.7	59.633	109.4	3:13.917 (3)	55.11	18.965	09:53:55.497
2 -	56.170	89.2	1:00.683	90.5	58.099	111.4	2:54.952 (1)	61.09		09:56:50.449
3 -	55.803	75.7	1:01.678	105.1	1:09.167	108.9	3:06.648 (2)	57.26	11.696	09:59:57.097

P18		9 M1000 Peter LAGUE				Jedi Mk6				
IDEAL LAP TIME : 2:38.756		BEST LAP TIME : 2:38.817		DIFFERENCE : 0.061						
LAP	SECTOR 1	SECTOR 2		SECTOR 3		LAP TIME	MPH	DIFF	TIME OF DAY	
1 -		82.0	59.122	99.5	55.760	120.4	3:08.042 (3)	56.83	29.225	09:53:49.622
2 -	48.806	99.1	55.470	121.3	54.541	119.4	2:38.817 (1)	67.29		09:56:28.439
3 -	48.902	95.8	55.509	112.7	54.480	118.5	2:38.891 (2)	67.26	0.074	09:59:07.330

P19		22 M1000 Dean WARREN				Speads RM04A				
IDEAL LAP TIME : 2:51.310		BEST LAP TIME : 3:05.394		DIFFERENCE : 14.084						
LAP	SECTOR 1	SECTOR 2		SECTOR 3		LAP TIME	MPH	DIFF	TIME OF DAY	
1 -		77.8	1:00.334	92.1	56.829	110.9	3:05.394 (1)	57.65		09:53:46.974

Monoposto 2000 - 1800 - 1600 & Moto 1000

RACE 10 - STATISTICS

Competitors Started 19
Planned Start 2019-07-28 @ 09:50:00.000
Actual Start 2019-07-28 @ 09:50:41.579
Finish Time 2019-07-28 @ 09:57:54.995
Track Length 2.9689mi.
Total Laps 55
Total Distance Covered 163.2901mi.

Session Fastest Lap History

NO	CL	NAME	LAP TIME	TIME OF DAY	LAP	VEHICLE
18	M1000	Tom RAWLINGS	2:29.831	09:53:11.425	1	JKS MkII
98	M1000	Dominic SHEPHERD	2:24.627	09:55:36.426	2	JKS MKI
98	M1000	Dominic SHEPHERD	2:18.579	09:57:55.005	3	JKS MKI

Session Leader History

NO	CL	NAME	FROM LAP	LAPS LED	DISTANCE	VEHICLE
18	M1000	Tom RAWLINGS	1	1	2.96 miles	JKS MkII
98	M1000	Dominic SHEPHERD	2	2	5.93 miles	JKS MKI

Flag History

TYPE	TIME OF DAY
GREEN	09:50:41.579
FINISH	09:57:54.995

Flag Statistics

TYPE	COUNT	TOTAL LAPS	TOTAL TIME
Green	1	3	11:19.972
Red	0	0	0.000
Safety Car	0	0	0.000
FCY	0	0	0.000

Weather / Track : Cloudy / Damp

These results are provisional until the conclusion of any judicial and technical matters.

Snetterton 300

Circuit Length = 2.9689 miles

Start: 09:50 Flag 09:57 End: 10:02

Clerk Of Course :		Timekeeper :
-------------------	--	--------------

Monoposto 2000 - 1800 - 1600 & Moto 1000

RACE 10 - STATISTICS

CLASS : M1000

8 Starters

Fastest Lap History

NO	NAME	LAP TIME	TIME OF DAY	LAP	VEHICLE
18	Tom RAWLINGS	2:29.831	09:53:11.425	1	JKS MkII
98	Dominic SHEPHERD	2:24.627	09:55:36.426	2	JKS MKI
98	Dominic SHEPHERD	2:18.579	09:57:55.005	3	JKS MKI

Leader History

NO	NAME	FROM LAP	LAPS LED	DISTANCE	VEHICLE
18	Tom RAWLINGS	1	1	2.96 miles	JKS MkII
98	Dominic SHEPHERD	2	2	5.93 miles	JKS MKI

Weather / Track : Cloudy / Damp

These results are provisional until the conclusion of any judicial and technical matters.

Snetterton 300

Circuit Length = 2.9689 miles

Start: 09:50 Flag 09:57 End: 10:02

Clerk Of Course :

Timekeeper :

Monoposto 2000 - 1800 - 1600 & Moto 1000

RACE 10 - STATISTICS

CLASS : 2000

4 Starters

Fastest Lap History

NO	NAME	LAP TIME	TIME OF DAY	LAP	VEHICLE
99	Mat JORDAN	2:44.402	09:53:25.982	1	Van Diemen RF99
99	Mat JORDAN	2:31.756	09:55:57.738	2	Van Diemen RF99

Leader History

NO	NAME	FROM LAP	LAPS LED	DISTANCE	VEHICLE
99	Mat JORDAN	1	3	8.90 miles	Van Diemen RF99

Weather / Track : Cloudy / Damp

These results are provisional until the conclusion of any judicial and technical matters.

Snetterton 300

Circuit Length = 2.9689 miles

Start: 09:50 Flag 09:57 End: 10:02

Clerk Of Course :		Timekeeper :
-------------------	--	--------------

Monoposto 2000 - 1800 - 1600 & Moto 1000

RACE 10 - STATISTICS

CLASS : 1800

6 Starters

Fastest Lap History

NO	NAME	LAP TIME	TIME OF DAY	LAP	VEHICLE
117	Chris LORD	2:44.394	09:53:25.974	1	Van Diemen RF82
117	Chris LORD	2:32.923	09:55:58.914	2	Van Diemen RF82

Leader History

NO	NAME	FROM LAP	LAPS LED	DISTANCE	VEHICLE
117	Chris LORD	1	3	8.90 miles	Van Diemen RF82

Weather / Track : Cloudy / Damp

These results are provisional until the conclusion of any judicial and technical matters.

Snetterton 300

Circuit Length = 2.9689 miles

Start: 09:50 Flag 09:57 End: 10:02

Clerk Of Course :		Timekeeper :
-------------------	--	--------------

Monoposto 2000 - 1800 - 1600 & Moto 1000

RACE 10 - STATISTICS

CLASS : 1600

1 Starters

Fastest Lap History

NO	NAME	LAP TIME	TIME OF DAY	LAP	VEHICLE
7	Geoff FERN	3:03.482	09:53:45.060	1	Van Diemen RF89
7	Geoff FERN	2:44.836	09:56:29.896	2	Van Diemen RF89
7	Geoff FERN	2:39.547	09:59:09.443	3	Van Diemen RF89

Leader History

NO	NAME	FROM LAP	LAPS LED	DISTANCE	VEHICLE
7	Geoff FERN	1	3	8.90 miles	Van Diemen RF89

Weather / Track : Cloudy / Damp

These results are provisional until the conclusion of any judicial and technical matters.

Snetterton 300

Circuit Length = 2.9689 miles


Start: 09:50 Flag 09:57 End: 10:02

Clerk Of Course :		Timekeeper :
-------------------	--	--------------

Monoposto 2000 - 1800 - 1600 & Moto 1000

RACE 15 - GRID (15 minutes)

ROW 10	19	22 Dean WARREN		
			18	47 David JONES
ROW 9	17	69 Richard GREENING		
			16	30 Andrew CARTMELL
ROW 8	15	14 Robert SMITH		
			14	182 Steven GRIFFIN
ROW 7	13	81 Douglas MCLAY		
			12	48 Morgan MCCOURT
ROW 6	11	157 Chris LEVY		
			10	7 Geoff FERN
ROW 5	9	9 Peter LAGUE		
			8	12 Phil DAVIS
ROW 4	7	78 Myles CASTALDINI		
			6	117 Chris LORD
ROW 3	5	32 Terry CLARK		
			4	99 Mat JORDAN
ROW 2	3	101 Max HART		
			2	18 Tom RAWLINGS
ROW 1	1	98 Dominic SHEPHERD		
		Pole		



Snetterton 300
Circuit Length = 2.9689 miles

These results are provisional until the conclusion of any judicial and technical matters.

Clerk Of Course :	Steward :	Timekeeper :
-------------------	-----------	--------------

Monoposto 2000 - 1800 - 1600 & Moto 1000

RACE 15 - CLASSIFICATION

POS	NO	CL	PIC NAME	ENTRY	LAPS	TIME	GAP	DIFF	MPH	BEST	ON
1	98	M1000	1 Dominic SHEPHERD	JKS MKI	7	16:42.508			74.62	2:20.045	2
2	18	M1000	2 Tom RAWLINGS	JKS MkII	7	17:19.848	37.340	37.340	71.94	2:24.263	7
3	32	2000	1 Terry CLARK	Van Diemen RF00	7	17:37.910	55.402	18.062	70.72	2:27.262	3
4	78	M1000	3 Myles CASTALDINI	Van Diemen RF94	7	17:38.662	56.154	0.752	70.67	2:27.972	6
5	117	1800	1 Chris LORD	Van Diemen RF82	7	17:53.015	1:10.507	14.353	69.72	2:31.029	7
6	99	2000	2 Mat JORDAN	Van Diemen RF99	7	17:53.585	1:11.077	0.570	69.68	2:30.575	3
7	12	1800	2 Phil DAVIS	Van Diemen RF98	7	18:38.843	1:56.335	45.258	66.86	2:37.091	3
8	14	2000	3 Robert SMITH	Dallara F395	7	18:44.183	2:01.675	5.340	66.55	2:35.127	5
9	48	M1000	4 Morgan MCCOURT	Leystone 1000	7	19:04.789	2:22.281	20.606	65.35	2:37.426	3
10	7	1600	1 Geoff FERN	Van Diemen RF89	7	19:28.139	2:45.631	23.350	64.04	2:37.034	3
11	22	M1000	5 Dean WARREN	Speads RM04A	6	16:45.648	1 Lap	1 Lap	63.76	2:40.847	4
12	81*	1800	3 Douglas MCLAY	Mygale SJ10 Duratec	6	17:09.683	1 Lap	24.035	62.27	2:43.802	2
13	182	1800	4 Steven GRIFFIN	Van Diemen	6	17:18.258	1 Lap	8.575	61.76	2:45.870	2
14	30	M1000	6 Andrew CARTMELL	Revelation 1000	6	17:36.735	1 Lap	18.477	60.68	2:50.011	2
15	69	2000	4 Richard GREENING	Swift SC98	6	17:50.258	1 Lap	13.523	59.91	2:50.164	3
16	47	1800	5 David JONES	Van Diemen RF82	6	18:03.848	1 Lap	13.590	59.16	2:57.765	5

NOT CLASSIFIED

DNF	101	M1000	Max HART	Leystone 1000	5	12:30.684	2 Laps	1 Lap	71.18	2:28.442	3
DNF	157	1800	Chris LEVY	Van Diemen RF83	5	14:44.540	2 Laps	2:13.856	60.41	2:42.605	4
DNF	9	M1000	Peter LAGUE	Jedi Mk6	1	3:41.233	6 Laps	4 Laps	48.31		

FASTEST LAP

98	M1000	Dominic SHEPHERD	JKS MKI	2	2:20.045	76.31 mph	122.82 kph
32	2000	Terry CLARK	Van Diemen RF00	3	2:27.262	72.57 mph	116.80 kph
117	1800	Chris LORD	Van Diemen RF82	7	2:31.029	70.76 mph	113.89 kph
7	1600	Geoff FERN	Van Diemen RF89	3	2:37.034	68.06 mph	109.53 kph

* Car 81 - 10 second penalty. False start

Weather / Track : Drizzle / Damp

These results are provisional until the conclusion of any judicial and technical matters.

Snetterton 300

Circuit Length = 2.9689 miles

Start: 14:20 Flag 14:37 End: 14:40

Clerk Of Course :	Steward :	Timekeeper :
-------------------	-----------	--------------

Monoposto 2000 - 1800 - 1600 & Moto 1000

RACE 15 - BEST SECTORS

SECTOR 1			SECTOR 2			SECTOR 3			IDEAL / BEST COMPARISON						
POS	NO	NAME	TIME	NO	NAME	TIME	NO	NAME	TIME	POS	NO	NAME	IDEAL	BEST	DIFF
													PERFECT LAP	2:18.789	
1	98	SHEPHERD	43.678	98	SHEPHERD	49.416	98	SHEPHERD	45.695	1	98	SHEPHERD	2:18.789	2:20.045	1.256
2	18	RAWLINGS	45.316	18	RAWLINGS	50.226	18	RAWLINGS	48.679	2	18	RAWLINGS	2:24.221	2:24.263	0.042
3	32	CLARK	46.168	32	CLARK	51.922	101	HART	48.744	3	32	CLARK	2:27.112	2:27.262	0.150
4	101	HART	46.364	101	HART	52.013	78	CASTALDINI	48.775	4	101	HART	2:27.121	2:28.442	1.321
5	78	CASTALDINI	46.777	78	CASTALDINI	52.106	32	CLARK	49.022	5	78	CASTALDINI	2:27.658	2:27.972	0.314
6	99	JORDAN	47.001	99	JORDAN	53.221	99	JORDAN	49.476	6	99	JORDAN	2:29.698	2:30.575	0.877
7	117	LORD	47.308	117	LORD	53.330	117	LORD	50.391	7	117	LORD	2:31.029	2:31.029	0.000
8	14	SMITH	48.762	14	SMITH	54.252	48	MCCOURT	51.390	8	14	SMITH	2:34.956	2:35.127	0.171
9	12	DAVIS	49.027	9	LAGUE	54.590	14	SMITH	51.942	9	48	MCCOURT	2:35.998	2:37.426	1.428
10	7	FERN	49.050	12	DAVIS	54.702	12	DAVIS	52.399	10	12	DAVIS	2:36.128	2:37.091	0.963
11	22	WARREN	49.063	48	MCCOURT	55.026	7	FERN	52.626	11	7	FERN	2:37.002	2:37.034	0.032
12	48	MCCOURT	49.582	7	FERN	55.326	157	LEVY	53.466	12	22	WARREN	2:39.181	2:40.847	1.666
13	157	LEVY	49.610	22	WARREN	56.542	22	WARREN	53.576	13	157	LEVY	2:40.706	2:42.605	1.899
14	81	MCLAY	50.767	81	MCLAY	57.140	81	MCLAY	54.050	14	81	MCLAY	2:41.957	2:43.802	1.845
15	182	GRIFFIN	52.160	157	LEVY	57.630	182	GRIFFIN	55.588	15	182	GRIFFIN	2:45.539	2:45.870	0.331
16	69	GREENING	53.200	182	GRIFFIN	57.791	69	GREENING	56.801	16	30	CARTMELL	2:49.658	2:50.011	0.353
17	30	CARTMELL	53.448	30	CARTMELL	59.000	30	CARTMELL	57.210	17	69	GREENING	2:49.776	2:50.164	0.388
18	47	JONES	56.087	69	GREENING	59.775	47	JONES	58.792	18	47	JONES	2:55.506	2:57.765	2.259
19				47	JONES	1:00.627				19	9	LAGUE			

Weather / Track : Drizzle / Damp

Results can be found at www.tsl-timing.com

Snetterton 300

Circuit Length = 2.9689 miles

Start: 14:20 Flag 14:37 End: 14:40

Printed - 14:42 Sunday, 28 July 2019

Monoposto 2000 - 1800 - 1600 & Moto 1000

RACE 15 - BEST SPEEDS

POS	INTERMEDIATE 1			INTERMEDIATE 2			FINISH LINE		
	NO	NAME	MPH	NO	NAME	MPH	NO	NAME	MPH
1	78	CASTALDINI	109.6	98	SHEPHERD	129.0	98	SHEPHERD	117.7
2	101	HART	109.2	18	RAWLINGS	127.5	18	RAWLINGS	117.1
3	98	SHEPHERD	107.7	22	WARREN	125.6	78	CASTALDINI	116.5
4	32	CLARK	103.8	78	CASTALDINI	125.4	14	SMITH	116.1
5	14	SMITH	102.1	101	HART	124.9	32	CLARK	115.9
6	117	LORD	101.8	14	SMITH	121.5	101	HART	115.3
7	12	DAVIS	101.6	9	LAGUE	121.5	22	WARREN	113.1
8	182	GRIFFIN	99.1	99	JORDAN	120.9	81	MCLAY	113.1
9	7	FERN	97.3	12	DAVIS	120.6	99	JORDAN	112.7
10	81	MCLAY	95.3	32	CLARK	119.8	30	CARTMELL	111.2
11	9	LAGUE	94.5	157	LEVY	115.1	48	MCCOURT	110.0
12	22	WARREN	94.3	117	LORD	114.7	12	DAVIS	109.8
13	48	MCCOURT	93.5	7	FERN	111.6	157	LEVY	106.0
14	157	LEVY	92.8	48	MCCOURT	111.1	117	LORD	105.1
15	30	CARTMELL	89.4	182	GRIFFIN	110.7	182	GRIFFIN	104.0
16	69	GREENING	86.1	81	MCLAY	108.9	47	JONES	103.4
17	47	JONES	75.7	30	CARTMELL	107.7	7	FERN	102.9
18				69	GREENING	104.6	69	GREENING	101.9
19				47	JONES	98.6			

Weather / Track : Drizzle / Damp

Results can be found at www.tsl-timing.com

Snetterton 300
Circuit Length = 2.9689 miles
Start: 14:20 Flag 14:37 End: 14:40

Printed - 14:42 Sunday, 28 July 2019

Monoposto 2000 - 1800 - 1600 & Moto 1000

RACE 15 - LAP CHART

LAP 1 @ 14:23:14.318			LAP 2 @ 14:25:34.363			LAP 3 @ 14:27:55.098			LAP 4 @ 14:30:16.394			LAP 5 @ 14:32:42.839		
NO	BEHIND	LAP TIME	NO	BEHIND	LAP TIME	NO	BEHIND	LAP TIME	NO	BEHIND	LAP TIME	NO	BEHIND	LAP TIME
98		2:26.140	98		2:20.045	98		2:20.735	98		2:21.296	98		2:26.445
101	7.436	2:33.576	101	16.481	2:29.090	101	24.188	2:28.442	101	33.801	2:30.909	69	1 Lap	3:09.068
18	7.896	2:34.036	18	17.108	2:29.257	18	24.408	2:28.035	18	34.552	2:31.440	47	1 Lap	3:00.010
99	11.223	2:37.363	32	21.166	2:27.996	32	27.693	2:27.262	32	40.127	2:33.730	101	36.023	2:28.667
32	13.215	2:39.355	99	23.483	2:32.305	99	33.323	2:30.575	78	45.281	2:31.846	18	36.412	2:28.305
117	13.583	2:39.723	78	25.789	2:31.404	78	34.731	2:29.677	99	46.528	2:34.501	32	44.559	2:30.877
78	14.430	2:40.570	117	26.010	2:32.472	117	37.651	2:32.376	117	48.661	2:32.306	78	47.231	2:28.395
7	22.024	2:48.164	7	40.604	2:38.625	7	56.903	2:37.034	12	1:14.105	2:37.746	99	52.987	2:32.904
12	23.657	2:49.797	12	41.299	2:37.687	12	57.655	2:37.091	7	1:20.983	2:45.376	117	54.755	2:32.539
48	25.115	2:51.255	48	43.207	2:38.137	48	59.898	2:37.426	48	1:25.570	2:46.968	12	1:27.009	2:39.349
157	27.779	2:53.919	22	50.546	2:41.009	14	1:12.805	2:38.984	14	1:27.733	2:36.224	14	1:36.415	2:35.127
22	29.582	2:55.722	14	54.556	2:40.580	81	1:23.883	2:45.645	157	1:48.489	2:42.605	7	1:36.717	2:42.179
182	31.899	2:58.039	182	57.724	2:45.870	157	1:27.180	2:42.657	81	1:48.781	2:46.194	48	1:40.465	2:41.340
14	34.021	3:00.161	81	58.973	2:43.802	22	1:33.199	3:03.388	22	1:52.750	2:40.847	22	2:08.597	2:42.292
81	35.216	3:01.356	157	1:05.258	2:57.524	69	1:38.868	2:50.164	182	2:10.015	2:48.881	81	2:15.196	2:52.860
69	38.298	3:04.438	69	1:09.439	2:51.186	182	1:42.430	3:05.441	30	2:13.869	2:50.423			
47	41.725	3:07.865	30	1:12.281	2:50.011	30	1:44.742	2:53.196						
30	42.315	3:08.455	47	1:20.855	2:59.175	47	1:58.949	2:58.829						
9	1:15.093	3:41.233 P												

Weather / Track : Drizzle / Damp

Monoposto 2000 - 1800 - 1600 & Moto 1000

RACE 15 - LAP CHART

LAP 6 @ 14:35:05.359			LAP 7 @ 14:37:30.686		
NO	BEHIND	LAP TIME	NO	BEHIND	LAP TIME
98		2:22.520	98		2:25.327
182	1 Lap	2:49.833	22	1 Lap	2:42.390
30	1 Lap	3:02.130	81	1 Lap	2:49.826
157	1 Lap	3:27.835 P	182	1 Lap	2:50.194
69	1 Lap	2:54.827	18	37.340	2:24.263
18	38.404	2:24.512	30	1 Lap	2:52.520
47	1 Lap	2:57.765	32	55.402	2:29.323
32	51.406	2:29.367	78	56.154	2:28.798
78	52.683	2:27.972	69	1 Lap	3:00.575
99	1:03.231	2:32.764	117	1:10.507	2:31.029
117	1:04.805	2:32.570	99	1:11.077	2:33.173
12	1:42.941	2:38.452	47	1 Lap	3:00.204
14	1:49.487	2:35.592	12	1:56.335	2:38.721
48	1:57.575	2:39.630	14	2:01.675	2:37.515
7	2:03.341	2:49.144	48	2:22.281	2:50.033
			7	2:45.631	3:07.617

Weather / Track : Drizzle / Damp

Monoposto 2000 - 1800 - 1600 & Moto 1000

RACE 15 - POSITION CHART

No	Name	Lap							
		Pos	1	2	3	4	5	6	7
98	SHEPHERD	1	98	98	98	98	98	98	98
18	RAWLINGS	2	101	101	101	101	101	18	18
101	HART	3	18	18	18	18	18	32	32
99	JORDAN	4	99	32	32	32	32	78	78
32	CLARK	5	32	99	99	78	78	99	117
117	LORD	6	117	78	78	99	99	117	99
78	CASTALDINI	7	78	117	117	117	117	12	12
12	DAVIS	8	7	7	7	12	12	14	14
9	LAGUE	9	12	12	12	7	14	48	48
7	FERN	10	48	48	48	48	7	7	7
157	LEVY	11	157	22	14	14	48	22	
48	MCCOURT	12	22	14	81	157	22	81	
81	MCLAY	13	182	182	157	81	81	182	
182	GRIFFIN	14	14	81	22	22	182	30	
14	SMITH	15	81	157	69	182	30	69	
30	CARTMELL	16	69	69	182	30	157	47	
69	GREENING	17	47	30	30	69	69		
47	JONES	18	30	47	47	47	47		
22	WARREN	19	9						

Weather / Track : Drizzle / Damp

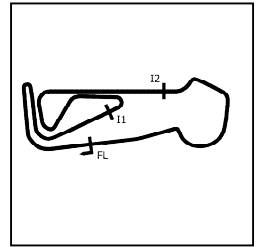
Results can be found at www.tsl-timing.com

Snetterton 300
 Circuit Length = 2.9689 miles
 Start: 14:20 Flag 14:37 End: 14:40

Printed - 14:42 Sunday, 28 July 2019

Monoposto 2000 - 1800 - 1600 & Moto 1000

RACE 15 - SECTOR ANALYSIS



SECTOR 1 = FL to I1, SECTOR 2 = I1 to I2, SECTOR 3 = I2 to FL, DIFF = Difference To Personal Best Lap, P = Crossed Finish Line in Pit Lane, D = Time Disallowed

P1		98 M1000		Dominic SHEPHERD		JKS MKI				
IDEAL LAP TIME : 2:18.789		BEST LAP TIME : 2:20.045		DIFFERENCE : 1.256						
LAP	SECTOR 1	SECTOR 2		SECTOR 3		LAP TIME	MPH	DIFF	TIME OF DAY	
1 -		100.7	49.549	128.3	45.695	116.5	2:26.140	73.13	6.095	14:23:14.318
2 -	43.678	102.4	49.416	129.0	46.951	117.3	2:20.045 (1)	76.31		14:25:34.363
3 -	44.286	102.1	49.737	128.3	46.712	117.1	2:20.735 (2)	75.94	0.690	14:27:55.098
4 -	44.508	97.9	50.019	125.9	46.769	117.3	2:21.296 (3)	75.64	1.251	14:30:16.394
5 -	44.094	107.7	51.181	121.3	51.170	111.6	2:26.445	72.98	6.400	14:32:42.839
6 -	44.633	97.8	51.133	124.2	46.754	117.7	2:22.520	74.99	2.475	14:35:05.359
7 -	45.855	94.9	50.243	124.7	49.229	117.3	2:25.327	73.54	5.282	14:37:30.686

P2		18 M1000		Tom RAWLINGS		JKS MkII				
IDEAL LAP TIME : 2:24.221		BEST LAP TIME : 2:24.263		DIFFERENCE : 0.042						
LAP	SECTOR 1	SECTOR 2		SECTOR 3		LAP TIME	MPH	DIFF	TIME OF DAY	
1 -		51.906	127.5	49.588	116.3	2:34.036	69.38	9.773	14:23:22.214	
2 -	46.438	53.339	112.2	49.480	116.1	2:29.257	71.60	4.994	14:25:51.471	
3 -	46.036	52.708	115.5	49.291	117.1	2:28.035 (3)	72.19	3.772	14:28:19.506	
4 -	46.158	56.582	105.3	48.700	116.9	2:31.440	70.57	7.177	14:30:50.946	
5 -	47.265	51.763	114.1	49.277	116.3	2:28.305	72.06	4.042	14:33:19.251	
6 -	45.316	50.337	115.7	48.859	116.9	2:24.512 (2)	73.95	0.249	14:35:43.763	
7 -	45.358	50.226	120.2	48.679	115.5	2:24.263 (1)	74.08		14:38:08.026	

P3		32 2000		Terry CLARK		Van Diemen RF00				
IDEAL LAP TIME : 2:27.112		BEST LAP TIME : 2:27.262		DIFFERENCE : 0.150						
LAP	SECTOR 1	SECTOR 2		SECTOR 3		LAP TIME	MPH	DIFF	TIME OF DAY	
1 -	91.1	53.198	119.8	49.720	114.3	2:39.355	67.07	12.093	14:23:27.533	
2 -	46.697	101.8	52.277	114.5	49.022	115.9	2:27.996 (2)	72.21	0.734	14:25:55.529
3 -	46.168	98.9	51.922	117.9	49.172	115.9	2:27.262 (1)	72.57		14:28:22.791
4 -	46.998	103.8	56.884	117.3	49.848	114.1	2:33.730	69.52	6.468	14:30:56.521
5 -	47.400	86.3	53.932	115.7	49.545	114.5	2:30.877	70.83	3.615	14:33:27.398
6 -	47.122	87.7	52.970	108.9	49.275	114.5	2:29.367	71.55	2.105	14:35:56.765
7 -	47.329	96.5	52.481	111.2	49.513	114.7	2:29.323 (3)	71.57	2.061	14:38:26.088

P4		78 M1000		Myles CASTALDINI		Van Diemen RF94				
IDEAL LAP TIME : 2:27.658		BEST LAP TIME : 2:27.972		DIFFERENCE : 0.314						
LAP	SECTOR 1	SECTOR 2		SECTOR 3		LAP TIME	MPH	DIFF	TIME OF DAY	
1 -	94.1	53.514	113.9	50.782	114.9	2:40.570	66.56	12.598	14:23:28.748	
2 -	47.955	99.4	53.713	117.1	49.736	113.9	2:31.404	70.59	3.432	14:26:00.152
3 -	47.346	109.6	52.251	114.5	50.080	113.7	2:29.677	71.40	1.705	14:28:29.829
4 -	48.138	87.2	53.353	124.7	50.355	114.3	2:31.846	70.38	3.874	14:31:01.675
5 -	46.913	104.0	52.417	125.4	49.065	115.7	2:28.395 (2)	72.02	0.423	14:33:30.070
6 -	46.777	105.1	52.420	125.2	48.775	116.5	2:27.972 (1)	72.23		14:35:58.042
7 -	47.274	106.0	52.106	118.7	49.418	106.6	2:28.798 (3)	71.82	0.826	14:38:26.840

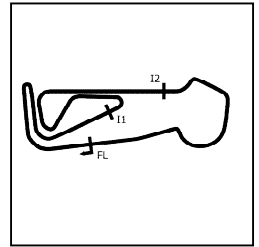
P5		117 1800		Chris LORD		Van Diemen RF82				
IDEAL LAP TIME : 2:31.029		BEST LAP TIME : 2:31.029		DIFFERENCE : 0.000						
LAP	SECTOR 1	SECTOR 2		SECTOR 3		LAP TIME	MPH	DIFF	TIME OF DAY	
1 -	97.9	53.993	113.7	50.536	103.0	2:39.723	66.91	8.694	14:23:27.901	
2 -	47.651	101.8	53.940	114.7	50.881	103.5	2:32.472	70.09	1.443	14:26:00.373
3 -	47.566	101.8	54.360	114.1	50.450	104.0	2:32.376 (3)	70.14	1.347	14:28:32.749
4 -	47.908	100.0	53.988	114.3	50.410	104.6	2:32.306 (2)	70.17	1.277	14:31:05.055
5 -	47.620	101.3	54.434	114.5	50.485	103.8	2:32.539	70.06	1.510	14:33:37.594
6 -	47.662	100.9	54.266	113.7	50.642	105.1	2:32.570	70.05	1.541	14:36:10.164
7 -	47.308	101.6	53.330	114.7	50.391	103.8	2:31.029 (1)	70.76		14:38:41.193

Weather / Track : Drizzle / Damp

Snetterton 300
Circuit Length = 2.9689 miles
Start: 14:20 Flag 14:37 End: 14:40

Monoposto 2000 - 1800 - 1600 & Moto 1000

RACE 15 - SECTOR ANALYSIS



SECTOR 1 = FL to I1, SECTOR 2 = I1 to I2, SECTOR 3 = I2 to FL, DIFF = Difference To Personal Best Lap, P = Crossed Finish Line in Pit Lane, D = Time Disallowed

P6		99 2000		Mat JORDAN		Van Diemen RF99			
IDEAL LAP TIME : 2:29.698		BEST LAP TIME : 2:30.575		DIFFERENCE : 0.877					
LAP	SECTOR 1	SECTOR 2	SECTOR 3	LAP TIME	MPH	DIFF	TIME OF DAY		
1 -		53.221	120.9	50.278	112.5	2:37.363	67.91	6.788	14:23:25.541
2 -	47.847	53.374	113.5	51.084	112.0	2:32.305 (2)	70.17	1.730	14:25:57.846
3 -	47.001	53.746	120.0	49.828	112.2	2:30.575 (1)	70.98		14:28:28.421
4 -	47.672	55.103	119.8	51.726	112.0	2:34.501	69.17	3.926	14:31:02.922
5 -	47.965	54.775	120.6	50.164	112.2	2:32.904	69.90	2.329	14:33:35.826
6 -	48.013	55.275	119.8	49.476	112.7	2:32.764 (3)	69.96	2.189	14:36:08.590
7 -	47.467	53.982	120.0	51.724	109.4	2:33.173	69.77	2.598	14:38:41.763

P7		12 1800		Phil DAVIS		Van Diemen RF98				
IDEAL LAP TIME : 2:36.128		BEST LAP TIME : 2:37.091		DIFFERENCE : 0.963						
LAP	SECTOR 1	SECTOR 2	SECTOR 3	LAP TIME	MPH	DIFF	TIME OF DAY			
1 -	94.7	56.630	110.5	53.787	108.9	2:49.797	62.94	12.706	14:23:37.975	
2 -	49.799	98.8	55.339	112.4	52.549	109.2	2:37.687 (2)	67.78	0.596	14:26:15.662
3 -	49.027	101.6	55.665	114.9	52.399	109.8	2:37.091 (1)	68.03		14:28:52.753
4 -	49.938	97.8	54.702	120.6	53.106	109.1	2:37.746 (3)	67.75	0.655	14:31:30.499
5 -	50.866	95.8	54.926	115.7	53.557	108.7	2:39.349	67.07	2.258	14:34:09.848
6 -	49.985	96.2	55.411	118.3	53.056	108.2	2:38.452	67.45	1.361	14:36:48.300
7 -	50.708	100.0	55.014	116.5	52.999	108.5	2:38.721	67.33	1.630	14:39:27.021

P8		14 2000		Robert SMITH		Dallara F395				
IDEAL LAP TIME : 2:34.956		BEST LAP TIME : 2:35.127		DIFFERENCE : 0.171						
LAP	SECTOR 1	SECTOR 2	SECTOR 3	LAP TIME	MPH	DIFF	TIME OF DAY			
1 -	77.0	59.544	116.3	53.596	107.3	3:00.161	59.32	25.034	14:23:48.339	
2 -	51.042	90.1	56.546	120.9	52.992	114.5	2:40.580	66.55	5.453	14:26:28.919
3 -	49.111	94.1	56.711	118.9	53.162	114.5	2:38.984	67.22	3.857	14:29:07.903
4 -	49.636	100.9	54.424	116.1	52.164	115.9	2:36.224 (3)	68.41	1.097	14:31:44.127
5 -	48.762	101.9	54.252	115.5	52.113	115.5	2:35.127 (1)	68.89		14:34:19.254
6 -	49.168	100.7	54.482	121.5	51.942	116.1	2:35.592 (2)	68.69	0.465	14:36:54.846
7 -	49.358	102.1	54.387	118.7	53.770	110.1	2:37.515	67.85	2.388	14:39:32.361

P9		48 M1000		Morgan MCCOURT		Leastone 1000				
IDEAL LAP TIME : 2:35.998		BEST LAP TIME : 2:37.426		DIFFERENCE : 1.428						
LAP	SECTOR 1	SECTOR 2	SECTOR 3	LAP TIME	MPH	DIFF	TIME OF DAY			
1 -	82.8	56.911	106.8	52.202	110.0	2:51.255	62.41	13.829	14:23:39.433	
2 -	50.652	87.1	55.405	110.0	52.080	108.7	2:38.137 (2)	67.58	0.711	14:26:17.570
3 -	49.839	89.3	55.259	110.0	52.328	109.2	2:37.426 (1)	67.89		14:28:54.996
4 -	49.950	93.5	1:03.805	101.6	53.213	101.8	2:46.968	64.01	9.542	14:31:41.964
5 -	54.924	90.3	55.026	104.6	51.390	108.4	2:41.340	66.24	3.914	14:34:23.304
6 -	51.184	80.8	56.626	111.1	51.820	105.0	2:39.630 (3)	66.95	2.204	14:37:02.934
7 -	49.582	90.8	1:07.393	104.5	53.058	106.8	2:50.033	62.85	12.607	14:39:52.967

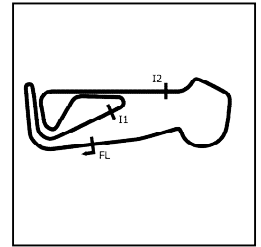
P10		7 1600		Geoff FERN		Van Diemen RF89				
IDEAL LAP TIME : 2:37.002		BEST LAP TIME : 2:37.034		DIFFERENCE : 0.032						
LAP	SECTOR 1	SECTOR 2	SECTOR 3	LAP TIME	MPH	DIFF	TIME OF DAY			
1 -	97.3	55.479	111.6	52.914	102.2	2:48.164	63.55	11.130	14:23:36.342	
2 -	49.424	93.4	56.575	108.7	52.626	101.9	2:38.625 (2)	67.37	1.591	14:26:14.967
3 -	49.050	97.2	55.326	111.1	52.658	102.2	2:37.034 (1)	68.06		14:28:52.001
4 -	55.369	81.6	56.767	109.8	53.240	102.9	2:45.376	64.62	8.342	14:31:37.377
5 -	52.009	88.3	56.632	108.9	53.538	98.2	2:42.179 (3)	65.90	5.145	14:34:19.556
6 -	54.410	75.4	57.926	98.3	56.808	91.1	2:49.144	63.18	12.110	14:37:08.700
7 -	59.703	69.5	1:03.936	86.4	1:03.978	63.8	3:07.617	56.96	30.583	14:40:16.317

Weather / Track : Drizzle / Damp

Snetterton 300
Circuit Length = 2.9689 miles
Start: 14:20 Flag 14:37 End: 14:40

Monoposto 2000 - 1800 - 1600 & Moto 1000

RACE 15 - SECTOR ANALYSIS



SECTOR 1 = FL to I1, SECTOR 2 = I1 to I2, SECTOR 3 = I2 to FL, DIFF = Difference To Personal Best Lap, P = Crossed Finish Line in Pit Lane, D = Time Disallowed

P11 22 M1000 Dean WARREN		Speeds RM04A								
IDEAL LAP TIME : 2:39.181		BEST LAP TIME : 2:40.847			DIFFERENCE : 1.666					
LAP	SECTOR 1	SECTOR 2		SECTOR 3		LAP TIME	MPH	DIFF	TIME OF DAY	
1 -		82.4	57.706	106.6	53.576	113.1	2:55.722	60.82	14.875	14:23:43.900
2 -	50.194	92.6	57.230	113.1	53.585	108.5	2:41.009 (2)	66.38	0.162	14:26:24.909
3 -	49.063	91.5	1:19.567	119.6	54.758	108.7	3:03.388	58.28	22.541	14:29:28.297
4 -	50.001	85.1	57.256	125.6	53.590	107.7	2:40.847 (1)	66.44		14:32:09.144
5 -	51.478	83.2	56.734	113.1	54.080	102.6	2:42.292 (3)	65.85	1.445	14:34:51.436
6 -	51.351	94.3	56.542	118.9	54.497	110.0	2:42.390	65.81	1.543	14:37:33.826

P12 81 1800 Douglas MCLAY		Mygale SJ10 Duratec								
IDEAL LAP TIME : 2:41.957		BEST LAP TIME : 2:43.802			DIFFERENCE : 1.845					
LAP	SECTOR 1	SECTOR 2		SECTOR 3		LAP TIME	MPH	DIFF	TIME OF DAY	
1 -		71.2	1:00.684	107.3	54.050	113.1	3:01.356	58.93	17.554	14:23:49.534
2 -	50.767	86.9	57.771	105.0	55.264	109.8	2:43.802 (1)	65.25		14:26:33.336
3 -	51.818	95.3	58.121	98.3	55.706	110.9	2:45.645 (2)	64.52	1.843	14:29:18.981
4 -	52.905	90.5	57.140	100.3	56.149	100.6	2:46.194 (3)	64.31	2.392	14:32:05.175
5 -	54.872	86.4	1:00.498	95.3	57.490	104.8	2:52.860	61.83	9.058	14:34:58.035
6 -	55.299	79.7	58.852	108.9	55.675	109.2	2:49.826	62.93	6.024	14:37:47.861

P13 182 1800 Steven GRIFFIN		Van Diemen								
IDEAL LAP TIME : 2:45.539		BEST LAP TIME : 2:45.870			DIFFERENCE : 0.331					
LAP	SECTOR 1	SECTOR 2		SECTOR 3		LAP TIME	MPH	DIFF	TIME OF DAY	
1 -		85.9	58.561	97.6	56.122	103.4	2:58.039	60.03	12.169	14:23:46.217
2 -	52.491	92.9	57.791	105.1	55.588	104.0	2:45.870 (1)	64.43		14:26:32.087
3 -	52.160	99.1	1:15.986	95.1	57.295	103.5	3:05.441	57.63	19.571	14:29:37.528
4 -	53.926	89.0	58.096	110.7	56.859	96.9	2:48.881 (2)	63.28	3.011	14:32:26.409
5 -	55.065	86.1	58.705	102.7	56.063	100.1	2:49.833 (3)	62.93	3.963	14:35:16.242
6 -	53.090	91.6	58.803	103.0	58.301	100.9	2:50.194	62.79	4.324	14:38:06.436

P14 30 M1000 Andrew CARTMELL		Revelation 1000								
IDEAL LAP TIME : 2:49.658		BEST LAP TIME : 2:50.011			DIFFERENCE : 0.353					
LAP	SECTOR 1	SECTOR 2		SECTOR 3		LAP TIME	MPH	DIFF	TIME OF DAY	
1 -		78.8	1:01.278	93.3	58.278	110.3	3:08.455	56.71	18.444	14:23:56.633
2 -	53.448	87.8	59.000	102.7	57.563	111.2	2:50.011 (1)	62.86		14:26:46.644
3 -	54.390	86.9	1:00.689	99.5	58.117	110.3	2:53.196	61.71	3.185	14:29:39.840
4 -	53.768	88.1	59.445	107.7	57.210	105.5	2:50.423 (2)	62.71	0.412	14:32:30.263
5 -	57.807	78.0	1:02.904	86.7	1:01.419	100.4	3:02.130	58.68	12.119	14:35:32.393
6 -	53.973	89.4	1:00.763	104.5	57.784	108.5	2:52.520 (3)	61.95	2.509	14:38:24.913

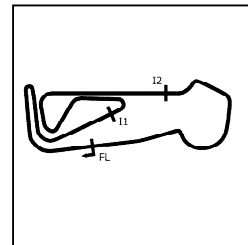
P15 69 2000 Richard GREENING		Swift SC98								
IDEAL LAP TIME : 2:49.776		BEST LAP TIME : 2:50.164			DIFFERENCE : 0.388					
LAP	SECTOR 1	SECTOR 2		SECTOR 3		LAP TIME	MPH	DIFF	TIME OF DAY	
1 -		75.4	1:01.608	100.7	56.801	101.9	3:04.438	57.94	14.274	14:23:52.616
2 -	53.334	86.1	1:00.195	91.9	57.657	101.3	2:51.186 (2)	62.43	1.022	14:26:43.802
3 -	53.200	82.7	59.915	101.0	57.049	101.2	2:50.164 (1)	62.81		14:29:33.966
4 -	55.090	78.0	1:00.994	104.6	1:12.984	85.4	3:09.068	56.53	18.904	14:32:43.034
5 -	56.108	79.7	59.775	93.4	58.944	99.1	2:54.827 (3)	61.13	4.663	14:35:37.861
6 -	55.413	82.4	1:04.338	88.0	1:00.824	98.6	3:00.575	59.18	10.411	14:38:38.436

Weather / Track : Drizzle / Damp

Snetterton 300
Circuit Length = 2.9689 miles
Start: 14:20 Flag 14:37 End: 14:40

Monoposto 2000 - 1800 - 1600 & Moto 1000

RACE 15 - SECTOR ANALYSIS



SECTOR 1 = FL to I1, SECTOR 2 = I1 to I2, SECTOR 3 = I2 to FL, DIFF = Difference To Personal Best Lap, P = Crossed Finish Line in Pit Lane, D = Time Disallowed

P16 47 1800 David JONES		Van Diemen RF82								
IDEAL LAP TIME : 2:55.506		BEST LAP TIME : 2:57.765		DIFFERENCE : 2.259						
LAP	SECTOR 1	SECTOR 2	SECTOR 3	LAP TIME	MPH	DIFF	TIME OF DAY			
1 -	73.5	1:00.627	98.6	58.792	102.6	3:07.865	56.89	10.100	14:23:56.043	
2 -	57.206	74.6	1:02.137	93.7	59.832	103.0	2:59.175 (3)	59.65	1.410	14:26:55.218
3 -	56.921	75.7	1:01.997	90.1	59.911	103.4	2:58.829 (2)	59.76	1.064	14:29:54.047
4 -	57.185	74.7	1:01.639	82.6	1:01.186	102.6	3:00.010	59.37	2.245	14:32:54.057
5 -	56.087	72.3	1:01.276	91.4	1:00.402	103.2	2:57.765 (1)	60.12		14:35:51.822
6 -	58.178	73.3	1:01.116	89.0	1:00.910	103.0	3:00.204	59.31	2.439	14:38:52.026

P17 101 M1000 Max HART		Leystone 1000								
IDEAL LAP TIME : 2:27.121		BEST LAP TIME : 2:28.442		DIFFERENCE : 1.321						
LAP	SECTOR 1	SECTOR 2	SECTOR 3	LAP TIME	MPH	DIFF	TIME OF DAY			
1 -	102.2	52.212	124.9	49.145	114.1	2:33.576	69.59	5.134	14:23:21.754	
2 -	46.586	108.4	53.407	114.1	49.097	114.9	2:29.090 (3)	71.68	0.648	14:25:50.844
3 -	46.454	106.1	52.578	122.6	49.410	114.7	2:28.442 (1)	72.00		14:28:19.286
4 -	46.364	109.2	55.801	123.3	48.744	114.5	2:30.909	70.82	2.467	14:30:50.195
5 -	47.164	101.9	52.013	123.1	49.490	115.3	2:28.667 (2)	71.89	0.225	14:33:18.862

P18 157 1800 Chris LEVY		Van Diemen RF83								
IDEAL LAP TIME : 2:40.706		BEST LAP TIME : 2:42.605		DIFFERENCE : 1.899						
LAP	SECTOR 1	SECTOR 2	SECTOR 3	LAP TIME	MPH	DIFF	TIME OF DAY			
1 -	OUTLAP	88.7	58.541	97.3	54.615	106.0	2:53.919	61.45	11.314	14:23:42.097
2 -	49.610	92.8	1:12.815	102.2	55.099	105.6	2:57.524 (3)	60.20	14.919	14:26:39.621
3 -	50.916	85.4	58.275	115.1	53.466	105.6	2:42.657 (2)	65.70	0.052	14:29:22.278
4 -	50.428	90.3	57.630	111.6	54.547	105.3	2:42.605 (1)	65.73		14:32:04.883
5 -	1:12.874	89.3	57.852	107.7	IN PIT		3:27.835 P	51.42	45.230	14:35:32.718

P19 9 M1000 Peter LAGUE		Jedi Mk6								
IDEAL LAP TIME :		BEST LAP TIME :		DIFFERENCE :						
LAP	SECTOR 1	SECTOR 2	SECTOR 3	LAP TIME	MPH	DIFF	TIME OF DAY			
1 -	OUTLAP	94.5	54.590	121.5	IN PIT		3:41.233 P	48.31		14:24:29.411

Monoposto 2000 - 1800 - 1600 & Moto 1000

RACE 15 - STATISTICS

Competitors Started 19
Planned Start 2019-07-28 @ 14:20:00.000
Actual Start 2019-07-28 @ 14:20:48.177
Finish Time 2019-07-28 @ 14:37:29.493
Track Length 2.9689mi.
Total Laps 117
Total Distance Covered 347.3626mi.

Session Fastest Lap History

NO	CL	NAME	LAP TIME	TIME OF DAY	LAP	VEHICLE
98	M1000	Dominic SHEPHERD	2:26.140	14:23:14.327	1	JKS MKI
98	M1000	Dominic SHEPHERD	2:20.045	14:25:34.372	2	JKS MKI

Session Leader History

NO	CL	NAME	FROM LAP	LAPS LED	DISTANCE	VEHICLE
98	M1000	Dominic SHEPHERD	1	7	20.78 miles	JKS MKI

Flag History

TYPE	TIME OF DAY
GREEN	14:20:48.177
FINISH	14:37:29.493

Flag Statistics

TYPE	COUNT	TOTAL LAPS	TOTAL TIME
Green	1	7	19:35.158
Red	0	0	0.000
Safety Car	0	0	0.000
FCY	0	0	0.000

Weather / Track : Drizzle / Damp

These results are provisional until the conclusion of any judicial and technical matters.

Snetterton 300

Circuit Length = 2.9689 miles

Start: 14:20 Flag 14:37 End: 14:40

Clerk Of Course :

Timekeeper :

Monoposto 2000 - 1800 - 1600 & Moto 1000

RACE 15 - STATISTICS

CLASS : M1000

8 Starters

Fastest Lap History

NO	NAME	LAP TIME	TIME OF DAY	LAP	VEHICLE
98	Dominic SHEPHERD	2:26.140	14:23:14.327	1	JKS MKI
98	Dominic SHEPHERD	2:20.045	14:25:34.372	2	JKS MKI

Leader History

NO	NAME	FROM LAP	LAPS LED	DISTANCE	VEHICLE
98	Dominic SHEPHERD	1	7	20.78 miles	JKS MKI

Weather / Track : Drizzle / Damp

These results are provisional until the conclusion of any judicial and technical matters.

Snetterton 300

Circuit Length = 2.9689 miles

Start: 14:20 Flag 14:37 End: 14:40

Clerk Of Course :		Timekeeper :
-------------------	--	--------------

Monoposto 2000 - 1800 - 1600 & Moto 1000

RACE 15 - STATISTICS

CLASS : 2000

4 Starters

Fastest Lap History

NO	NAME	LAP TIME	TIME OF DAY	LAP	VEHICLE
99	Mat JORDAN	2:37.363	14:23:25.547	1	Van Diemen RF99
32	Terry CLARK	2:27.996	14:25:55.539	2	Van Diemen RF00
32	Terry CLARK	2:27.262	14:28:22.801	3	Van Diemen RF00

Leader History

NO	NAME	FROM LAP	LAPS LED	DISTANCE	VEHICLE
99	Mat JORDAN	1	1	2.96 miles	Van Diemen RF99
32	Terry CLARK	2	6	17.81 miles	Van Diemen RF00

Weather / Track : Drizzle / Damp

These results are provisional until the conclusion of any judicial and technical matters.

Snetterton 300

Circuit Length = 2.9689 miles

Start: 14:20 Flag 14:37 End: 14:40

Clerk Of Course :

Timekeeper :

Monoposto 2000 - 1800 - 1600 & Moto 1000

RACE 15 - STATISTICS

CLASS : 1800

6 Starters

Fastest Lap History

NO	NAME	LAP TIME	TIME OF DAY	LAP	VEHICLE
117	Chris LORD	2:39.723	14:23:27.918	1	Van Diemen RF82
117	Chris LORD	2:32.472	14:26:00.389	2	Van Diemen RF82
117	Chris LORD	2:32.376	14:28:32.766	3	Van Diemen RF82
117	Chris LORD	2:32.306	14:31:05.072	4	Van Diemen RF82
117	Chris LORD	2:31.029	14:38:41.210	7	Van Diemen RF82

Leader History

NO	NAME	FROM LAP	LAPS LED	DISTANCE	VEHICLE
117	Chris LORD	1	7	20.78 miles	Van Diemen RF82

Weather / Track : Drizzle / Damp

These results are provisional until the conclusion of any judicial and technical matters.

Snetterton 300

Circuit Length = 2.9689 miles

Start: 14:20 Flag 14:37 End: 14:40

Clerk Of Course :		Timekeeper :
-------------------	--	--------------

Monoposto 2000 - 1800 - 1600 & Moto 1000

RACE 15 - STATISTICS

CLASS : 1600

1 Starters

Fastest Lap History

NO	NAME	LAP TIME	TIME OF DAY	LAP	VEHICLE
7	Geoff FERN	2:48.164	14:23:36.341	1	Van Diemen RF89
7	Geoff FERN	2:38.625	14:26:14.965	2	Van Diemen RF89
7	Geoff FERN	2:37.034	14:28:51.999	3	Van Diemen RF89

Leader History

NO	NAME	FROM LAP	LAPS LED	DISTANCE	VEHICLE
7	Geoff FERN	1	7	20.78 miles	Van Diemen RF89

Weather / Track : Drizzle / Damp

These results are provisional until the conclusion of any judicial and technical matters.

Snetterton 300

Circuit Length = 2.9689 miles

Start: 14:20 Flag 14:37 End: 14:40

Clerk Of Course :

Timekeeper :