



MONOPOSTO CHAMPIONSHIP MONO F3, CLASSIC & MOTO 1400

Snetterton 300 Circuit

27th / 28th July 2019



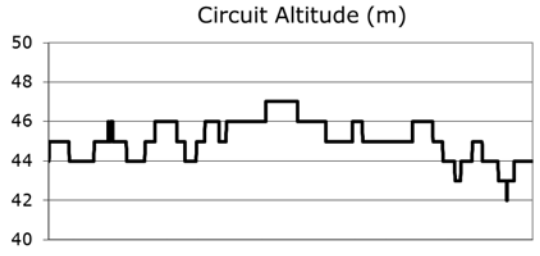
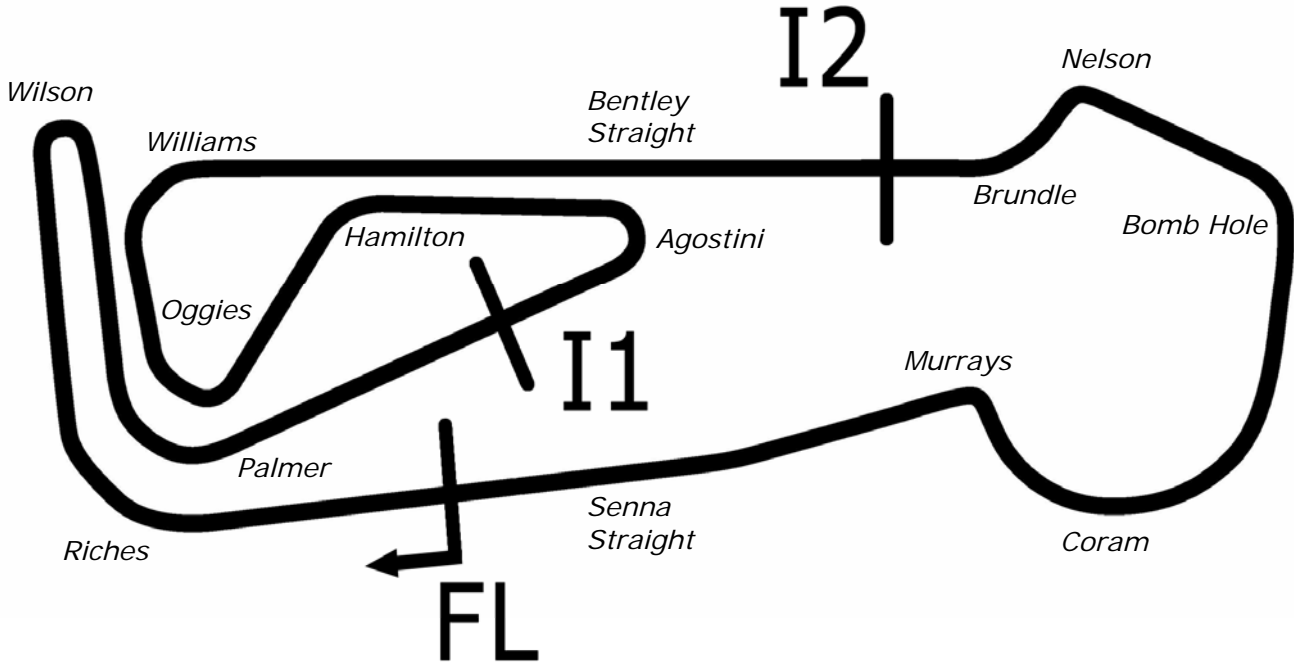
Results Provided by Timing Solutions Ltd
www.tsl-timing.com

Snetterton 300



SPORTS TIMING

TIMING SOLUTIONS LTD



Length	2.9689 miles	4778.0 m	
FL		52.46340 N	0.94476 E
I1	1545m	52.46487 N	0.94466 E
I2	3198m	52.46617 N	0.94964 E
Pit Entry	4572m	52.46364 N	0.94774 E
Pit Exit	40m after FL	52.46338 N	0.94420 E
Pit Entry–Pit Exit 246m, 14.7s @60kph, 11.0s @80kph			

All results available at www.tsl-timing.com

Monoposto Mono F3 - Classic & Moto 1400

QUALIFYING - RACE 9 - CLASSIFICATION

POS	NO	CL	PIC NAME	ENTRY	TIME	ON	LAPS	GAP	DIFF	MPH
1	90	F3	1 Alex FORES	Dallara F301	2:09.226	6	6			82.70
2	31	F3	2 Chris DAVISON	Dallara F301	2:10.312	6	6	1.086	1.086	82.01
3	94	F3	3 Ashley DIBDEN	Dallara F301	2:12.489	5	5	3.263	2.177	80.67
4	21	F3	4 Tony BISHOP	Dallara F304	2:13.046	5	5	3.820	0.557	80.33
5	10	F3	5 Neil HARRISON	Dallara F302	2:16.536	4	5	7.310	3.490	78.28
6	3	M1400	1 Jason TIMMS	Dallara 301	2:19.801	5	5	10.575	3.265	76.45
7	27	Classic	1 James RIMMER	Dallara F392	2:20.203	4	5	10.977	0.402	76.23
8	33	F3	6 Lee FERN	Dallara F301	2:26.373	5	5	17.147	6.170	73.01
9	57	Classic	2 Edward GUEST	Anson SA3	2:27.774	5	5	18.548	1.401	72.32
10	93	F3	7 Mark HARRISON	Dallara F397	2:27.885	4	4	18.659	0.111	72.27
11	55	F3	8 Paul BOOTH	Dallara F306	2:29.498	3	4	20.272	1.613	71.49
12	16	F3	9 James LEDAMUN	Dallara F300	2:30.507	4	4	21.281	1.009	71.01
13	35	F3	10 Simon LONNERGAN	Dallara F398	2:31.404	3	4	22.178	0.897	70.59
14	7	M1400	2 Geoff FERN	Dallara 301	2:32.312	4	4	23.086	0.908	70.17
15	8	M1400	3 Martin WRIGHT	Dallara 301	2:34.541	4	4	25.315	2.229	69.16
16	19	Classic	3 Nick CATANZARO	Formula Vauxhall Lotus	2:38.192	4	4	28.966	3.651	67.56
17	64	Classic	4 Marcus SHEARD	Reynard 883	2:38.434	4	4	29.208	0.242	67.46

Weather / Track : Cloudy / Drying

These results are provisional until the conclusion of any judicial and technical matters.

Snetterton 300

Circuit Length = 2.9689 miles

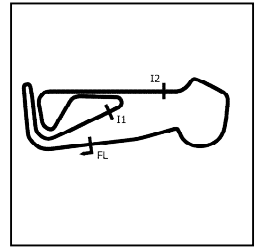
Start: 12:23 Flag 00:00 End: 12:38

Clerk Of Course :

Timekeeper :

Monoposto Mono F3 - Classic & Moto 1400

QUALIFYING - RACE 9 - SECTOR ANALYSIS



SECTOR 1 = FL to I1, SECTOR 2 = I1 to I2, SECTOR 3 = I2 to FL, DIFF = Difference To Personal Best Lap, P = Crossed Finish Line in Pit Lane, D = Time Disallowed

P1		90 F3		Alex FORES			Dallara F301							
IDEAL LAP TIME		2:08.682		BEST LAP TIME			2:09.226							
DIFFERENCE		0.544												
LAP	SECTOR 1	SECTOR 2	SECTOR 3	LAP TIME	MPH	DIFF	TIME OF DAY							
1 -	OUTLAP	101.2	47.367	126.1	45.423	119.6	2:18.907	76.94	9.681	12:26:02.183				
2 -	42.109	112.4	46.174	134.7	43.801	120.6	2:12.084	80.91	2.858	12:28:14.267				
3 -	40.899	117.1	45.414	134.7	44.268	120.2	2:10.581 (2)	81.85	1.355	12:30:24.848				
4 -	40.785	103.0	46.791	133.4	43.963	121.5	2:11.539 (3)	81.25	2.313	12:32:36.387				
5 -	45.912	110.5	45.459	134.4	44.498	120.9	2:15.869	78.66	6.643	12:34:52.256				
6 -	41.329	114.5	44.913	134.4	42.984	121.3	2:09.226 (1)	82.70		12:37:01.482				

P2		31 F3		Chris DAVISON			Dallara F301						
IDEAL LAP TIME		2:10.312		BEST LAP TIME			2:10.312						
DIFFERENCE		0.000											
LAP	SECTOR 1	SECTOR 2	SECTOR 3	LAP TIME	MPH	DIFF	TIME OF DAY						
1 -	OUTLAP	49.105	128.5	44.631	118.5	2:21.334	75.62	11.022	12:26:06.000				
2 -	42.468	47.013	131.0	43.820	118.7	2:13.301	80.18	2.989	12:28:19.301				
3 -	42.117	46.343	131.3	43.962	118.7	2:12.422 (3)	80.71	2.110	12:30:31.723				
4 -	41.674	45.915	132.1	44.752	118.9	2:12.341 (2)	80.76	2.029	12:32:44.064				
5 -	42.311	46.895	132.1	43.669	119.1	2:12.875	80.43	2.563	12:34:56.939				
6 -	41.245	45.508	132.3	43.559	118.9	2:10.312 (1)	82.01		12:37:07.251				

P3		94 F3		Ashley DIBDEN			Dallara F301						
IDEAL LAP TIME		2:11.485		BEST LAP TIME			2:12.489						
DIFFERENCE		1.004											
LAP	SECTOR 1	SECTOR 2	SECTOR 3	LAP TIME	MPH	DIFF	TIME OF DAY						
1 -	OUTLAP	52.576	117.5	47.366	117.5	2:30.058	71.22	17.569	12:27:04.679				
2 -	43.109	51.202	130.3	45.664	117.9	2:19.975	76.35	7.486	12:29:24.654				
3 -	42.684	47.103	132.1	48.859	118.5	2:18.646 (3)	77.08	6.157	12:31:43.300				
4 -	41.312	46.438	131.5	44.752	118.5	2:12.502 (2)	80.66	0.013	12:33:55.802				
5 -	41.901	46.136	132.3	44.452	118.5	2:12.489 (1)	80.67		12:36:08.291				

P4		21 F3		Tony BISHOP			Dallara F304							
IDEAL LAP TIME		2:12.787		BEST LAP TIME			2:13.046							
DIFFERENCE		0.259												
LAP	SECTOR 1	SECTOR 2	SECTOR 3	LAP TIME	MPH	DIFF	TIME OF DAY							
1 -	OUTLAP	106.3	48.293	123.5	45.935	114.7	2:19.543	76.59	6.497	12:27:30.745				
2 -	45.769	94.7	49.571	125.4	47.896	113.7	2:23.236	74.61	10.190	12:29:53.981				
3 -	43.165	108.4	47.833	127.3	44.383	114.9	2:15.381 (2)	78.94	2.335	12:32:09.362				
4 -	42.278	109.2	47.804	126.6	46.009	114.5	2:16.091 (3)	78.53	3.045	12:34:25.453				
5 -	41.633	108.5	47.028	124.9	44.385	114.3	2:13.046 (1)	80.33		12:36:38.499				

P5		10 F3		Neil HARRISON			Dallara F302							
IDEAL LAP TIME		2:15.803		BEST LAP TIME			2:16.536							
DIFFERENCE		0.733												
LAP	SECTOR 1	SECTOR 2	SECTOR 3	LAP TIME	MPH	DIFF	TIME OF DAY							
1 -	OUTLAP	89.4	52.235	119.4	49.261	115.7	2:34.639	69.11	18.103	12:26:21.469				
2 -	46.042	109.2	49.591	126.8	46.449	115.7	2:22.082	75.22	5.546	12:28:43.551				
3 -	44.348	111.4	47.585	127.3	45.747	116.7	2:17.680 (3)	77.62	1.144	12:31:01.231				
4 -	43.363	111.8	47.043	126.8	46.130	117.1	2:16.536 (1)	78.28		12:33:17.767				
5 -	43.067	111.6	46.989	125.9	47.183	116.7	2:17.239 (2)	77.87	0.703	12:35:35.006				

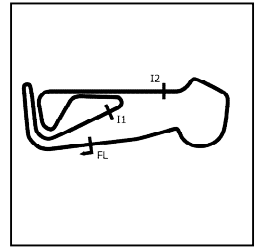
P6		3 M1400		Jason TIMMS			Dallara 301							
IDEAL LAP TIME		2:19.775		BEST LAP TIME			2:19.801							
DIFFERENCE		0.026												
LAP	SECTOR 1	SECTOR 2	SECTOR 3	LAP TIME	MPH	DIFF	TIME OF DAY							
1 -	OUTLAP	82.4	56.071	75.2	59.799	108.2	2:54.396	61.28	34.595	12:27:22.384				
2 -	53.749	54.577	119.1	51.589	118.9	2:39.915	66.83	20.114	12:30:02.299					
3 -	46.393	49.301	125.6	48.164	118.1	2:23.858 (3)	74.29	4.057	12:32:26.157					
4 -	45.860	49.552	124.7	47.468	119.6	2:22.880 (2)	74.80	3.079	12:34:49.037					
5 -	44.836	100.0	47.471	129.0	47.494	120.6	2:19.801 (1)	76.45		12:37:08.838				

Weather / Track : Cloudy / Drying

Snetterton 300
 Circuit Length = 2.9689 miles
 Start: 12:23 Flag 00:00 End: 12:38

Monoposto Mono F3 - Classic & Moto 1400

QUALIFYING - RACE 9 - SECTOR ANALYSIS



SECTOR 1 = FL to I1, SECTOR 2 = I1 to I2, SECTOR 3 = I2 to FL, DIFF = Difference To Personal Best Lap, P = Crossed Finish Line in Pit Lane, D = Time Disallowed

P7 27 Classic James RIMMER		Dallara F392									
IDEAL LAP TIME : 2:19.067		BEST LAP TIME : 2:20.203				DIFFERENCE : 1.136					
LAP	SECTOR 1	SECTOR 2		SECTOR 3		LAP TIME	MPH	DIFF	TIME OF DAY		
1 -	OUTLAP	91.6	51.709	122.9	47.705	112.2	2:32.765	69.96	12.562	12:26:41.715	
2 -	45.310	109.8	49.658	126.6	53.307	103.4	2:28.275	72.08	8.072	12:29:09.990	
3 -	47.387	107.0	49.498	127.0	46.861	113.3	2:23.746 (3)	74.35	3.543	12:31:33.736	
4 -	45.203	110.0	48.739	127.5	46.261	114.3	2:20.203 (1)	76.23		12:33:53.939	
5 -	46.235	109.1	48.608	127.5	46.375	112.2	2:21.218 (2)	75.68	1.015	12:36:15.157	

P8 33 F3 Lee FERN		Dallara F301									
IDEAL LAP TIME : 2:26.373		BEST LAP TIME : 2:26.373				DIFFERENCE : 0.000					
LAP	SECTOR 1	SECTOR 2		SECTOR 3		LAP TIME	MPH	DIFF	TIME OF DAY		
1 -	OUTLAP	79.7	1:00.836	107.5	57.406	102.6	2:55.122	61.03	28.749	12:26:53.961	
2 -	51.100	89.7	58.709	104.8	55.043	113.3	2:44.852	64.83	18.479	12:29:38.813	
3 -	50.156	93.0	56.757	105.8	53.607	111.6	2:40.520 (3)	66.58	14.147	12:32:19.333	
4 -	48.622	100.4	54.382	109.4	52.330	112.2	2:35.334 (2)	68.80	8.961	12:34:54.667	
5 -	47.174	97.8	50.145	127.0	49.054	117.3	2:26.373 (1)	73.01		12:37:21.040	

P9 57 Classic Edward GUEST		Anson SA3									
IDEAL LAP TIME : 2:27.086		BEST LAP TIME : 2:27.774				DIFFERENCE : 0.688					
LAP	SECTOR 1	SECTOR 2		SECTOR 3		LAP TIME	MPH	DIFF	TIME OF DAY		
1 -	OUTLAP	89.3	55.921	100.9	53.865	105.8	2:44.101	65.13	16.327	12:26:51.307	
2 -	47.799	103.4	53.241	112.7	51.189	106.0	2:32.229 (3)	70.21	4.455	12:29:23.536	
3 -	47.807	104.3	53.107	110.9	51.632	111.8	2:32.546	70.06	4.772	12:31:56.082	
4 -	47.162	105.3	52.211	115.9	51.224	108.7	2:30.597 (2)	70.97	2.823	12:34:26.679	
5 -	47.776	105.1	50.714	115.5	49.284	110.7	2:27.774 (1)	72.32		12:36:54.453	

P10 93 F3 Mark HARRISON		Dallara F397									
IDEAL LAP TIME : 2:25.736		BEST LAP TIME : 2:27.885				DIFFERENCE : 2.149					
LAP	SECTOR 1	SECTOR 2		SECTOR 3		LAP TIME	MPH	DIFF	TIME OF DAY		
1 -	OUTLAP	85.8	53.697	93.9	IN PIT		4:23.732 P	40.52	1:55.847	12:28:13.514	
2 -	OUTLAP	87.7	52.971	99.8	51.003	121.1	2:36.499	68.29	8.614	12:30:50.013	
3 -	46.319	94.1	51.192	108.9	52.576	121.7	2:30.087 (2)	71.21	2.202	12:33:20.100	
4 -	46.567	99.7	51.152	112.7	50.166	122.2	2:27.885 (1)	72.27		12:35:47.985	

P11 55 F3 Paul BOOTH		Dallara F306									
IDEAL LAP TIME : 2:26.751		BEST LAP TIME : 2:29.498				DIFFERENCE : 2.747					
LAP	SECTOR 1	SECTOR 2		SECTOR 3		LAP TIME	MPH	DIFF	TIME OF DAY		
1 -	OUTLAP	71.0	1:04.315	84.5	1:00.330	99.2	3:02.320	58.62	32.822	12:27:21.744	
2 -	56.397	86.9	56.085	117.5	51.913	117.3	2:44.395 (3)	65.01	14.897	12:30:06.139	
3 -	46.522	102.1	52.007	100.9	50.969	115.7	2:29.498 (1)	71.49		12:32:35.637	
4 -	52.192	81.4	52.397	93.9	53.093	115.5	2:37.682 (2)	67.78	8.184	12:35:13.319	

P12 16 F3 James LEDAMUN		Dallara F300									
IDEAL LAP TIME : 2:21.430		BEST LAP TIME : 2:30.507				DIFFERENCE : 9.077					
LAP	SECTOR 1	SECTOR 2		SECTOR 3		LAP TIME	MPH	DIFF	TIME OF DAY		
1 -	OUTLAP	67.3	1:01.905	80.6	59.515	101.8	3:04.456	57.94	33.949	12:27:15.181	
2 -	53.570	77.5	55.494	98.8	56.412	111.2	2:45.476 (3)	64.58	14.969	12:30:00.657	
3 -	48.465	88.1	54.085	98.2	52.002	111.8	2:34.552 (2)	69.15	4.045	12:32:35.209	
4 -	50.418	92.4	51.810	116.3	48.279	113.3	2:30.507 (1)	71.01		12:35:05.716	

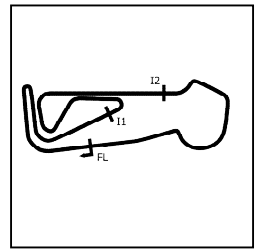
P13 35 F3 Simon LONNERGAN		Dallara F398									
IDEAL LAP TIME : 2:28.885		BEST LAP TIME : 2:31.404				DIFFERENCE : 2.519					
LAP	SECTOR 1	SECTOR 2		SECTOR 3		LAP TIME	MPH	DIFF	TIME OF DAY		
1 -	OUTLAP	83.7	59.228	91.4	55.197	102.6	2:53.049	61.76	21.645	12:27:13.955	
2 -	50.040	97.8	52.246	110.5	1:06.073	107.8	2:48.359 (3)	63.48	16.955	12:30:02.314	
3 -	48.501	96.0	52.025	115.5	50.878	107.5	2:31.404 (1)	70.59		12:32:33.718	

Weather / Track : Cloudy / Drying

Snetterton 300
Circuit Length = 2.9689 miles
Start: 12:23 Flag 00:00 End: 12:38

Monoposto Mono F3 - Classic & Moto 1400

QUALIFYING - RACE 9 - SECTOR ANALYSIS



SECTOR 1 = FL to I1, SECTOR 2 = I1 to I2, SECTOR 3 = I2 to FL, DIFF = Difference To Personal Best Lap, P = Crossed Finish Line in Pit Lane, D = Time Disallowed
 4 - 52.981 78.9 52.276 103.7 51.307 **110.1** 2:36.564 (2) 68.26 5.160 12:35:10.282

P14 7 M1400 Geoff FERN		Dallara 301									
IDEAL LAP TIME : 2:29.743		BEST LAP TIME : 2:32.312				DIFFERENCE : 2.569					
LAP	SECTOR 1	SECTOR 2		SECTOR 3		LAP TIME	MPH	DIFF	TIME OF DAY		
1 -	OUTLAP	83.2	59.955	96.2	56.921	90.3	2:55.902	60.76	23.590	12:27:26.268	
2 -	53.356	89.8	56.956	100.7	54.024	96.2	2:44.336 (3)	65.03	12.024	12:30:10.604	
3 -	49.660	94.5	54.371	107.7	50.806	94.3	2:34.837 (2)	69.02	2.525	12:32:45.441	
4 -	48.697	94.3	53.861	104.2	49.754	101.8	2:32.312 (1)	70.17		12:35:17.753	

P15 8 M1400 Martin WRIGHT		Dallara 301									
IDEAL LAP TIME : 2:32.676		BEST LAP TIME : 2:34.541				DIFFERENCE : 1.865					
LAP	SECTOR 1	SECTOR 2		SECTOR 3		LAP TIME	MPH	DIFF	TIME OF DAY		
1 -	OUTLAP	88.7	56.059	104.3	1:20.435	101.6	3:15.546	54.65	41.005	12:27:48.353	
2 -	51.525	91.5	54.701	110.9	52.127	114.9	2:38.353 (3)	67.49	3.812	12:30:26.706	
3 -	50.188	92.5	52.700	120.6	51.792	118.7	2:34.680 (2)	69.09	0.139	12:33:01.386	
4 -	49.051	98.6	53.664	118.3	51.826	114.3	2:34.541 (1)	69.16		12:35:35.927	

P16 19 Classic Nick CATANZARO		Formula Vauxhall Lotus									
IDEAL LAP TIME : 2:36.131		BEST LAP TIME : 2:38.192				DIFFERENCE : 2.061					
LAP	SECTOR 1	SECTOR 2		SECTOR 3		LAP TIME	MPH	DIFF	TIME OF DAY		
1 -	OUTLAP	76.8	1:01.107	90.8	58.870	104.0	2:58.572	59.85	20.380	12:27:21.031	
2 -	53.179	86.9	57.061	105.6	55.284	104.0	2:45.524 (3)	64.57	7.332	12:30:06.555	
3 -	51.063	92.4	57.995	101.0	55.538	107.3	2:44.596 (2)	64.93	6.404	12:32:51.151	
4 -	50.555	91.5	54.402	107.2	53.235	109.6	2:38.192 (1)	67.56		12:35:29.343	

P17 64 Classic Marcus SHEARD		Reynard 883									
IDEAL LAP TIME : 2:38.434		BEST LAP TIME : 2:38.434				DIFFERENCE : 0.000					
LAP	SECTOR 1	SECTOR 2		SECTOR 3		LAP TIME	MPH	DIFF	TIME OF DAY		
1 -	OUTLAP		1:03.918	85.2	1:00.200	100.7	3:07.183	57.09	28.749	12:27:20.106	
2 -	56.788		58.433	102.2	58.160	106.3	2:53.381 (3)	61.64	14.947	12:30:13.487	
3 -	51.234		55.371	106.1	54.653	111.2	2:41.258 (2)	66.27	2.824	12:32:54.745	
4 -	50.784		54.097	117.5	53.553	112.0	2:38.434 (1)	67.46		12:35:33.179	

Monoposto Mono F3 - Classic & Moto 1400

QUALIFYING - RACE 9 - BEST SPEEDS

POS	INTERMEDIATE 1			INTERMEDIATE 2			FINISH LINE		
	NO	NAME	MPH	NO	NAME	MPH	NO	NAME	MPH
1	90	FORES	117.1	90	FORES	134.7	93	HARRISON	122.2
2	10	HARRISON	111.8	31	DAVISON	132.3	90	FORES	121.5
3	21	BISHOP	110.9	94	DIBDEN	132.3	3	TIMMS	120.6
4	27	RIMMER	110.0	3	TIMMS	129.0	31	DAVISON	119.1
5	93	HARRISON	108.2	27	RIMMER	127.5	8	WRIGHT	118.7
6	57	GUEST	105.3	21	BISHOP	127.3	94	DIBDEN	118.5
7	8	WRIGHT	102.7	10	HARRISON	127.3	33	FERN	117.3
8	55	BOOTH	102.1	33	FERN	127.0	55	BOOTH	117.3
9	35	LONNERGAN	101.0	16	LEDAMUN	121.1	10	HARRISON	117.1
10	33	FERN	100.4	8	WRIGHT	120.6	21	BISHOP	114.9
11	16	LEDAMUN	100.4	55	BOOTH	117.5	27	RIMMER	114.3
12	3	TIMMS	100.0	64	SHEARD	117.5	16	LEDAMUN	113.7
13	7	FERN	94.7	57	GUEST	115.9	64	SHEARD	112.0
14	19	CATANZARO	94.5	35	LONNERGAN	115.5	57	GUEST	111.8
15				93	HARRISON	112.7	35	LONNERGAN	110.1
16				7	FERN	107.7	19	CATANZARO	109.6
17				19	CATANZARO	107.2	7	FERN	101.8

Weather / Track : Cloudy / Drying

Results can be found at www.tsl-timing.com

Snetterton 300
Circuit Length = 2.9689 miles
Start: 12:23 Flag 00:00 End: 12:38

Printed - 12:43 Saturday, 27 July 2019

Monoposto Mono F3 - Classic & Moto 1400

QUALIFYING - RACE 9 - BEST SECTORS

SECTOR 1			SECTOR 2			SECTOR 3			IDEAL / BEST COMPARISON						
POS	NO	NAME	TIME	NO	NAME	TIME	NO	NAME	TIME	POS	NO	NAME	IDEAL	BEST	DIFF
													PERFECT LAP	2:08.682	
1	90	FORES	40.785	90	FORES	44.913	90	FORES	42.984	1	90	FORES	2:08.682	2:09.226	0.544
2	94	DIBDEN	41.093	31	DAVISON	45.508	31	DAVISON	43.559	2	31	DAVISON	2:10.312	2:10.312	0.000
3	31	DAVISON	41.245	94	DIBDEN	45.940	21	BISHOP	44.383	3	94	DIBDEN	2:11.485	2:12.489	1.004
4	21	BISHOP	41.376	10	HARRISON	46.989	94	DIBDEN	44.452	4	21	BISHOP	2:12.787	2:13.046	0.259
5	10	HARRISON	43.067	21	BISHOP	47.028	10	HARRISON	45.747	5	10	HARRISON	2:15.803	2:16.536	0.733
6	27	RIMMER	44.198	3	TIMMS	47.471	27	RIMMER	46.261	6	27	RIMMER	2:19.067	2:20.203	1.136
7	3	TIMMS	44.836	27	RIMMER	48.608	16	LEDAMUN	46.933	7	3	TIMMS	2:19.775	2:19.801	0.026
8	55	BOOTH	45.290	16	LEDAMUN	48.762	3	TIMMS	47.468	8	16	LEDAMUN	2:21.430	2:30.507	9.077
9	93	HARRISON	45.618	93	HARRISON	49.952	33	FERN	49.054	9	93	HARRISON	2:25.736	2:27.885	2.149
10	16	LEDAMUN	45.735	33	FERN	50.145	57	GUEST	49.284	10	33	FERN	2:26.373	2:26.373	0.000
11	7	FERN	46.943	55	BOOTH	50.492	7	FERN	49.754	11	55	BOOTH	2:26.751	2:29.498	2.747
12	57	GUEST	47.088	57	GUEST	50.714	93	HARRISON	50.166	12	57	GUEST	2:27.086	2:27.774	0.688
13	33	FERN	47.174	35	LONNERGAN	50.775	35	LONNERGAN	50.878	13	35	LONNERGAN	2:28.885	2:31.404	2.519
14	35	LONNERGAN	47.232	8	WRIGHT	52.012	55	BOOTH	50.969	14	7	FERN	2:29.743	2:32.312	2.569
15	19	CATANZARO	48.494	7	FERN	53.046	8	WRIGHT	51.792	15	8	WRIGHT	2:32.676	2:34.541	1.865
16	8	WRIGHT	48.872	64	SHEARD	54.097	19	CATANZARO	53.235	16	19	CATANZARO	2:36.131	2:38.192	2.061
17	64	SHEARD	50.784	19	CATANZARO	54.402	64	SHEARD	53.553	17	64	SHEARD	2:38.434	2:38.434	0.000

Weather / Track : Cloudy / Drying

Results can be found at www.tsl-timing.com

Snetterton 300
 Circuit Length = 2.9689 miles
 Start: 12:23 Flag 00:00 End: 12:38

Printed - 12:42 Saturday, 27 July 2019

Monoposto Mono F3 - Classic & Moto 1400

QUALIFYING - RACE 9 - STATISTICS

Competitors Started 17
Planned Start 2019-07-27 @ 12:20:00.000
Actual Start 2019-07-27 @ 12:23:41.753
Finish Time
Track Length 2.9689mi.
Total Laps 79
Total Distance Covered 234.5440mi.

Session Fastest Lap History

NO	CL	NAME	LAP TIME	TIME OF DAY	LAP	VEHICLE
90	F3	Alex FORES	2:12.084	12:28:14.278	2	Dallara F301
90	F3	Alex FORES	2:10.581	12:30:24.859	3	Dallara F301
90	F3	Alex FORES	2:09.226	12:37:01.493	6	Dallara F301

Flag History

TYPE	TIME OF DAY
GREEN	12:23:41.753
RED	12:37:25.225

Flag Statistics

TYPE	COUNT	TOTAL LAPS	TOTAL TIME
Green	1	6	13:43.472
Red	1	0	1:09.525
Safety Car	0	0	0.000
FCY	0	0	0.000

Weather / Track : Cloudy / Drying

These results are provisional until the conclusion of any judicial and technical matters.

Snetterton 300

Circuit Length = 2.9689 miles

Start: 12:23 Flag 00:00 End: 12:38

Clerk Of Course :

Timekeeper :

Monoposto Mono F3 - Classic & Moto 1400

QUALIFYING - RACE 9 - STATISTICS

CLASS : F3

10 Starters

Fastest Lap History

NO	NAME	LAP TIME	TIME OF DAY	LAP	VEHICLE
90	Alex FORES	2:12.084	12:28:14.278	2	Dallara F301
90	Alex FORES	2:10.581	12:30:24.859	3	Dallara F301
90	Alex FORES	2:09.226	12:37:01.493	6	Dallara F301

Weather / Track : Cloudy / Drying

These results are provisional until the conclusion of any judicial and technical matters.

Snetterton 300

Circuit Length = 2.9689 miles

Start: 12:23 Flag 00:00 End: 12:38

Clerk Of Course :

Timekeeper :

Monoposto Mono F3 - Classic & Moto 1400

QUALIFYING - RACE 9 - STATISTICS

CLASS : Classic

4 Starters

Fastest Lap History

NO	NAME	LAP TIME	TIME OF DAY	LAP	VEHICLE
27	James RIMMER	2:28.275	12:29:10.025	2	Dallara F392
27	James RIMMER	2:23.746	12:31:33.768	3	Dallara F392
27	James RIMMER	2:20.203	12:33:53.970	4	Dallara F392

Weather / Track : Cloudy / Drying

These results are provisional until the conclusion of any judicial and technical matters.

Snetterton 300

Circuit Length = 2.9689 miles

Start: 12:23 Flag 00:00 End: 12:38

Clerk Of Course :

Timekeeper :

Monoposto Mono F3 - Classic & Moto 1400

QUALIFYING - RACE 9 - STATISTICS

CLASS : M1400

3 Starters

Fastest Lap History

NO	NAME	LAP TIME	TIME OF DAY	LAP	VEHICLE
3	Jason TIMMS	2:39.915	12:30:02.313	2	Dallara 301
8	Martin WRIGHT	2:38.353	12:30:26.739	2	Dallara 301
3	Jason TIMMS	2:23.858	12:32:26.171	3	Dallara 301
3	Jason TIMMS	2:22.880	12:34:49.052	4	Dallara 301
3	Jason TIMMS	2:19.801	12:37:08.853	5	Dallara 301

Weather / Track : Cloudy / Drying

These results are provisional until the conclusion of any judicial and technical matters.

Snetterton 300

Circuit Length = 2.9689 miles


Start: 12:23 Flag 00:00 End: 12:38

Clerk Of Course :

Timekeeper :

Monoposto Mono F3 - Classic & Moto 1400

RACE 9 - GRID (15 minutes)

ROW 9	17	2:38.434 64 Marcus SHEARD	16	2:38.192 19 Nick CATANZARO
ROW 8	15	2:34.541 8 Martin WRIGHT	14	2:32.312 7 Geoff FERN
ROW 7	13	2:31.404 35 Simon LONNERGAN	12	2:30.507 16 James LEDAMUN
ROW 6	11	2:29.498 55 Paul BOOTH	10	2:27.885 93 Mark HARRISON
ROW 5	9	2:27.774 57 Edward GUEST	8	2:26.373 33 Lee FERN
ROW 4	7	2:20.203 27 James RIMMER	6	2:19.801 3 Jason TIMMS
ROW 3	5	2:16.536 10 Neil HARRISON	4	2:13.046 21 Tony BISHOP
ROW 2	3	2:12.489 94 Ashley DIBDEN	2	2:10.312 31 Chris DAVISON
ROW 1	1	2:09.226 90 Alex FORES		
Pole				
				

Snetterton 300
Circuit Length = 2.9689 miles

These results are provisional until the conclusion of any judicial and technical matters.

Clerk Of Course :		Timekeeper :	
-------------------	--	--------------	--

Monoposto Mono F3 - Classic & Moto 1400

RACE 9 - CLASSIFICATION

POS	NO	CL	PIC NAME	ENTRY	LAPS	TIME	GAP	DIFF	MPH	BEST	ON
1	90	F3	1 Alex FORES	Dallara F301	7	16:58.048			73.49	2:14.356	2
2	94	F3	2 Ashley DIBDEN	Dallara F301	7	17:17.711	19.663	19.663	72.09	2:14.424	6
3	21	F3	3 Tony BISHOP	Dallara F304	7	17:28.343	30.295	10.632	71.36	2:14.287	4
4	31	F3	4 Chris DAVISON	Dallara F301	7	17:34.221	36.173	5.878	70.96	2:19.776	7
5	93	F3	5 Mark HARRISON	Dallara F397	7	17:44.090	46.042	9.869	70.31	2:17.080	6
6	10	F3	6 Neil HARRISON	Dallara F302	7	17:49.797	51.749	5.707	69.93	2:19.087	5
7	27	Classic	1 James RIMMER	Dallara F392	7	18:41.777	1:43.729	51.980	66.69	2:28.153	4
8	3	M1400	1 Jason TIMMS	Dallara 301	7	18:48.339	1:50.291	6.562	66.30	2:28.784	6
9	7	M1400	2 Geoff FERN	Dallara 301	7	19:08.539	2:10.491	20.200	65.14	2:27.669	6
10	55	F3	7 Paul BOOTH	Dallara F306	7	19:14.457	2:16.409	5.918	64.80	2:33.666	6
11	16	F3	8 James LEDAMUN	Dallara F300	7	19:28.824	2:30.776	14.367	64.01	2:31.261	5
12	57	Classic	2 Edward GUEST	Anson SA3	6	17:02.700	1 Lap	1 Lap	62.70	2:37.903	6
13	33	F3	9 Lee FERN	Dallara F301	6	17:14.787	1 Lap	12.087	61.97	2:35.528	3
14	8	M1400	3 Martin WRIGHT	Dallara 301	6	17:31.425	1 Lap	16.638	60.99	2:44.002	5
15	19	Classic	3 Nick CATANZARO	Formula Vauxhall Lotus	6	18:11.368	1 Lap	39.943	58.75	2:51.118	4

NOT CLASSIFIED

DNF	35	F3	Simon LONNERGAN	Dallara F398	5	14:43.901	2 Laps	1 Lap	60.45	2:38.118	3
-----	----	----	-----------------	--------------	---	-----------	--------	-------	-------	----------	---

FASTEST LAP

21	F3	Tony BISHOP	Dallara F304	4	2:14.287	79.59 mph	128.08 kph
7	M1400	Geoff FERN	Dallara 301	6	2:27.669	72.37 mph	116.48 kph
27	Classic	James RIMMER	Dallara F392	4	2:28.153	72.14 mph	116.10 kph

Weather / Track : Rain / Wet

These results are provisional until the conclusion of any judicial and technical matters.

Snetterton 300

Circuit Length = 2.9689 miles

Start: 17:57 Flag 18:14 End: 18:17

Clerk Of Course :		Timekeeper :	
-------------------	--	--------------	--

Monoposto Mono F3 - Classic & Moto 1400

RACE 9 - BEST SECTORS

SECTOR 1			SECTOR 2			SECTOR 3			IDEAL / BEST COMPARISON						
POS	NO	NAME	TIME	NO	NAME	TIME	NO	NAME	TIME	POS	NO	NAME	IDEAL	BEST	DIFF
													PERFECT LAP	2:12.921	
1	94	DIBDEN	41.301	90	FORES	47.268	21	BISHOP	44.352	1	90	FORES	2:13.859	2:14.356	0.497
2	90	FORES	41.655	94	DIBDEN	47.950	94	DIBDEN	44.929	2	94	DIBDEN	2:14.180	2:14.424	0.244
3	21	BISHOP	41.779	93	HARRISON	47.980	90	FORES	44.936	3	21	BISHOP	2:14.207	2:14.287	0.080
4	93	HARRISON	43.091	21	BISHOP	48.076	93	HARRISON	46.009	4	93	HARRISON	2:17.080	2:17.080	0.000
5	31	DAVISON	43.418	10	HARRISON	48.692	10	HARRISON	46.028	5	10	HARRISON	2:18.611	2:19.087	0.476
6	10	HARRISON	43.891	31	DAVISON	49.421	31	DAVISON	46.370	6	31	DAVISON	2:19.209	2:19.776	0.567
7	7	FERN	45.810	7	FERN	50.806	7	FERN	49.174	7	7	FERN	2:25.790	2:27.669	1.879
8	3	TIMMS	45.970	27	RIMMER	51.589	27	RIMMER	49.685	8	27	RIMMER	2:27.972	2:28.153	0.181
9	16	LEDAMUN	46.281	3	TIMMS	52.430	16	LEDAMUN	50.123	9	3	TIMMS	2:28.581	2:28.784	0.203
10	55	BOOTH	46.415	16	LEDAMUN	53.008	3	TIMMS	50.181	10	16	LEDAMUN	2:29.412	2:31.261	1.849
11	27	RIMMER	46.698	55	BOOTH	53.359	55	BOOTH	50.929	11	55	BOOTH	2:30.703	2:33.666	2.963
12	33	FERN	48.451	33	FERN	53.568	33	FERN	51.197	12	33	FERN	2:33.216	2:35.528	2.312
13	57	GUEST	48.705	35	LONNERGAN	53.863	35	LONNERGAN	52.277	13	35	LONNERGAN	2:35.093	2:38.118	3.025
14	35	LONNERGAN	48.953	57	GUEST	54.898	57	GUEST	53.252	14	57	GUEST	2:36.855	2:37.903	1.048
15	8	WRIGHT	51.098	8	WRIGHT	56.967	8	WRIGHT	53.650	15	8	WRIGHT	2:41.715	2:44.002	2.287
16	19	CATANZARO	52.400	19	CATANZARO	59.597	19	CATANZARO	58.149	16	19	CATANZARO	2:50.146	2:51.118	0.972

Weather / Track : Rain / Wet

Results can be found at www.tsl-timing.com

Snetterton 300

Circuit Length = 2.9689 miles

Start: 17:57 Flag 18:14 End: 18:17

Printed - 18:19 Saturday, 27 July 2019

Monoposto Mono F3 - Classic & Moto 1400

RACE 9 - BEST SPEEDS

POS	INTERMEDIATE 1			INTERMEDIATE 2			FINISH LINE		
	NO	NAME	MPH	NO	NAME	MPH	NO	NAME	MPH
1	90	FORES	115.3	90	FORES	131.8	93	HARRISON	120.9
2	93	HARRISON	112.5	93	HARRISON	131.5	90	FORES	118.7
3	10	HARRISON	111.4	31	DAVISON	130.8	3	TIMMS	117.9
4	21	BISHOP	110.7	94	DIBDEN	130.0	94	DIBDEN	117.5
5	27	RIMMER	108.9	21	BISHOP	126.3	31	DAVISON	117.3
6	7	FERN	103.8	10	HARRISON	126.1	10	HARRISON	116.7
7	3	TIMMS	101.3	27	RIMMER	125.6	8	WRIGHT	115.9
8	55	BOOTH	100.6	3	TIMMS	122.0	55	BOOTH	114.7
9	35	LONNERGAN	99.2	33	FERN	121.7	21	BISHOP	114.5
10	57	GUEST	98.6	55	BOOTH	117.9	7	FERN	113.3
11	16	LEDAMUN	97.9	57	GUEST	117.3	27	RIMMER	112.9
12	33	FERN	96.5	35	LONNERGAN	112.7	16	LEDAMUN	112.9
13	8	WRIGHT	95.5	7	FERN	111.8	33	FERN	111.6
14	19	CATANZARO	90.8	16	LEDAMUN	108.4	19	CATANZARO	109.2
15				8	WRIGHT	107.2	35	LONNERGAN	108.4
16				19	CATANZARO	94.7	57	GUEST	106.6

Weather / Track : Rain / Wet

Results can be found at www.tsl-timing.com

Snetterton 300
Circuit Length = 2.9689 miles
Start: 17:57 Flag 18:14 End: 18:17

Printed - 18:19 Saturday, 27 July 2019

Monoposto Mono F3 - Classic & Moto 1400

RACE 9 - LAP CHART

LAP 1 @ 18:00:58.768			LAP 2 @ 18:03:13.124			LAP 3 @ 18:05:28.980			LAP 4 @ 18:07:43.878			LAP 5 @ 18:09:58.775		
NO	BEHIND	LAP TIME	NO	BEHIND	LAP TIME	NO	BEHIND	LAP TIME	NO	BEHIND	LAP TIME	NO	BEHIND	LAP TIME
90		3:27.551	90		2:14.356	90		2:15.856	90		2:14.898	90		2:14.897
31	0.724	3:28.275	94	5.475	2:18.455	21	5.911	2:15.476	21	5.300	2:14.287	21	14.525	2:24.122
94	1.376	3:28.927	21	6.291	2:18.259	31	14.356	2:21.605	94	19.251	2:15.738	94	19.344	2:14.990
21	2.388	3:29.939	31	8.607	2:22.239	94	18.411	2:28.792	31	21.387	2:21.929	31	26.526	2:20.036
10	3.264	3:30.815	10	16.728	2:27.820	10	26.753	2:25.881	10	35.630	2:23.775	10	39.820	2:19.087
3	7.312	3:34.863	93	23.821	2:26.267	93	32.005	2:24.040	93	37.432	2:20.325	93	40.398	2:17.863
27	8.094	3:35.645	27	26.534	2:32.796	27	41.075	2:30.397	27	54.330	2:28.153	27	1:08.956	2:29.523
33	10.225	3:37.776	3	32.125	2:39.169	3	49.163	2:32.894	3	1:06.050	2:31.785	3	1:20.566	2:29.413
57	11.758	3:39.309	33	35.475	2:39.606	7	52.188	2:30.068	55	1:16.815	2:34.526	55	1:36.204	2:34.286
93	11.910	3:39.461	55	37.410	2:38.046	33	55.147	2:35.528	33	1:28.377	2:48.128	7	1:42.925	2:29.157
55	13.720	3:41.271	7	37.976	2:35.010	55	57.187	2:35.633	7	1:28.665	2:51.375	16	1:52.264	2:31.261
16	14.770	3:42.321	57	40.242	2:42.840	35	1:03.714	2:38.118	57	1:33.455	2:41.360	57	1:57.239	2:38.681
35	16.391	3:43.942	16	40.765	2:40.351	57	1:06.993	2:42.607	16	1:35.900	2:33.720	33	2:01.452	2:47.972
7	17.322	3:44.873	35	41.452	2:39.417	16	1:17.078	2:52.169	8	1:49.616	2:44.820			
8	18.751	3:46.302	8	48.750	2:44.355	8	1:19.694	2:46.800	35	1:52.649	3:03.833			
19	20.136	3:47.687	19	58.574	2:52.794	19	1:35.713	2:52.995	19	2:11.933	2:51.118			

Weather / Track : Rain / Wet

Monoposto Mono F3 - Classic & Moto 1400

RACE 9 - LAP CHART

LAP 6 @ 18:12:14.255			LAP 7 @ 18:14:29.265		
NO	BEHIND	LAP TIME	NO	BEHIND	LAP TIME
90		2:15.480	90		2:15.010
35	1 Lap	2:38.591	57	1 Lap	2:37.903
8	1 Lap	2:44.002	33	1 Lap	2:45.777
21	15.290	2:16.245	94	19.663	2:16.385
94	18.288	2:14.424	21	30.295	2:30.015
31	31.407	2:20.361	8	1 Lap	2:45.146
19	1 Lap	2:51.986	31	36.173	2:19.776
93	41.998	2:17.080	93	46.042	2:19.054
10	43.645	2:19.305	10	51.749	2:23.114
27	1:21.750	2:28.274	19	1 Lap	2:54.788
3	1:33.870	2:28.784	27	1:43.729	2:36.989
55	1:54.390	2:33.666	3	1:50.291	2:31.431
7	1:55.114	2:27.669	7	2:10.491	2:30.387
16	2:13.732	2:36.948	55	2:16.409	2:37.029
			16	2:30.776	2:32.054

Weather / Track : Rain / Wet

Monoposto Mono F3 - Classic & Moto 1400

RACE 9 - POSITION CHART

No	Name	Lap							
		Pos	1	2	3	4	5	6	7
90	FORES	1	90	90	90	90	90	90	90
31	DAVISON	2	31	94	21	21	21	21	94
94	DIBDEN	3	94	21	31	94	94	94	21
21	BISHOP	4	21	31	94	31	31	31	31
10	HARRISON	5	10	10	10	10	10	93	93
3	TIMMS	6	3	93	93	93	93	10	10
27	RIMMER	7	27	27	27	27	27	27	27
33	FERN	8	33	3	3	3	3	3	3
57	GUEST	9	57	33	7	55	55	55	7
93	HARRISON	10	93	55	33	33	7	7	55
55	BOOTH	11	55	7	55	7	16	16	16
16	LEDAMUN	12	16	57	35	57	57	57	
35	LONNERGAN	13	35	16	57	16	33	33	
7	FERN	14	7	35	16	8	35	8	
8	WRIGHT	15	8	8	8	35	8	19	
19	CATANZARO	16	19	19	19	19	19		

Weather / Track : Rain / Wet

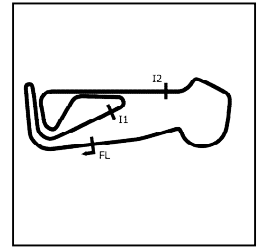
Results can be found at www.tsl-timing.com

Snetterton 300
 Circuit Length = 2.9689 miles
 Start: 17:57 Flag 18:14 End: 18:17

Printed - 18:19 Saturday, 27 July 2019

Monoposto Mono F3 - Classic & Moto 1400

RACE 9 - SECTOR ANALYSIS



SECTOR 1 = FL to I1, SECTOR 2 = I1 to I2, SECTOR 3 = I2 to FL, DIFF = Difference To Personal Best Lap, P = Crossed Finish Line in Pit Lane, D = Time Disallowed

P1		90 F3		Alex FORES		Dallara F301				
IDEAL LAP TIME : 2:13.859		BEST LAP TIME : 2:14.356		DIFFERENCE : 0.497						
LAP	SECTOR 1		SECTOR 2		SECTOR 3		LAP TIME	MPH	DIFF	TIME OF DAY
1 -		52.2	1:10.559	57.2	1:04.506	117.3	3:27.551	51.49	1:13.195	18:00:58.768
2 -	41.701	114.1	47.268	124.5	45.387	118.7	2:14.356 (1)	79.55		18:03:13.124
3 -	42.089	112.2	48.095	126.6	45.672	114.3	2:15.856	78.67	1.500	18:05:28.980
4 -	42.273	115.3	47.689	127.8	44.936	117.9	2:14.898 (3)	79.23	0.542	18:07:43.878
5 -	41.657	113.5	47.675	129.0	45.565	118.5	2:14.897 (2)	79.23	0.541	18:09:58.775
6 -	42.055	114.5	47.503	130.3	45.922	116.7	2:15.480	78.89	1.124	18:12:14.255
7 -	41.655	114.1	47.841	131.8	45.514	118.5	2:15.010	79.16	0.654	18:14:29.265

P2		94 F3		Ashley DIBDEN		Dallara F301				
IDEAL LAP TIME : 2:14.180		BEST LAP TIME : 2:14.424		DIFFERENCE : 0.244						
LAP	SECTOR 1		SECTOR 2		SECTOR 3		LAP TIME	MPH	DIFF	TIME OF DAY
1 -			1:09.539	63.2	1:04.393	116.1	3:28.927	51.15	1:14.503	18:01:00.144
2 -	43.891		48.427	126.8	46.137	116.3	2:18.455	77.19	4.031	18:03:18.599
3 -	41.896		1:01.024	125.6	45.872	116.7	2:28.792	71.83	14.368	18:05:47.391
4 -	42.199		48.461	130.0	45.078	116.3	2:15.738 (3)	78.74	1.314	18:08:03.129
5 -	41.301		48.565	129.3	45.124	117.3	2:14.990 (2)	79.17	0.566	18:10:18.119
6 -	41.545		47.950	129.8	44.929	117.5	2:14.424 (1)	79.51		18:12:32.543
7 -	41.477		48.515	129.5	46.393	116.5	2:16.385	78.36	1.961	18:14:48.928

P3		21 F3		Tony BISHOP		Dallara F304				
IDEAL LAP TIME : 2:14.207		BEST LAP TIME : 2:14.287		DIFFERENCE : 0.080						
LAP	SECTOR 1		SECTOR 2		SECTOR 3		LAP TIME	MPH	DIFF	TIME OF DAY
1 -		55.1	1:10.362	60.0	1:03.412	112.9	3:29.939	50.91	1:15.652	18:01:01.156
2 -	43.906	108.2	49.024	124.7	45.329	113.5	2:18.259	77.30	3.972	18:03:19.415
3 -	42.467	107.7	48.138	125.6	44.871	114.5	2:15.476 (2)	78.89	1.189	18:05:34.891
4 -	41.859	108.9	48.076	124.9	44.352	113.9	2:14.287 (1)	79.59		18:07:49.178
5 -	41.827	110.7	57.514	124.2	44.781	114.3	2:24.122	74.15	9.835	18:10:13.300
6 -	41.779	108.7	49.215	125.4	45.251	114.3	2:16.245 (3)	78.44	1.958	18:12:29.545
7 -	42.652	105.8	49.336	126.3	58.027	83.5	2:30.015	71.24	15.728	18:14:59.560

P4		31 F3		Chris DAVISON		Dallara F301				
IDEAL LAP TIME : 2:19.209		BEST LAP TIME : 2:19.776		DIFFERENCE : 0.567						
LAP	SECTOR 1		SECTOR 2		SECTOR 3		LAP TIME	MPH	DIFF	TIME OF DAY
1 -			1:10.214	55.7	1:04.730	116.3	3:28.275	51.31	1:08.499	18:00:59.492
2 -	44.434		50.803	110.5	47.002	116.3	2:22.239	75.14	2.463	18:03:21.731
3 -	44.142		50.789	124.2	46.674	117.1	2:21.605	75.47	1.829	18:05:43.336
4 -	44.750		49.863	123.3	47.316	115.7	2:21.929	75.30	2.153	18:08:05.265
5 -	43.890		49.421	122.4	46.725	116.5	2:20.036 (2)	76.32	0.260	18:10:25.301
6 -	43.894		49.555	130.8	46.912	116.7	2:20.361 (3)	76.14	0.585	18:12:45.662
7 -	43.418		49.988	129.8	46.370	117.3	2:19.776 (1)	76.46		18:15:05.438

P5		93 F3		Mark HARRISON		Dallara F397				
IDEAL LAP TIME : 2:17.080		BEST LAP TIME : 2:17.080		DIFFERENCE : 0.000						
LAP	SECTOR 1		SECTOR 2		SECTOR 3		LAP TIME	MPH	DIFF	TIME OF DAY
1 -		60.6	1:09.977	69.6	1:04.211	109.4	3:39.461	48.70	1:22.381	18:01:10.678
2 -	46.752	96.4	50.613	107.0	48.902	118.7	2:26.267	73.07	9.187	18:03:36.945
3 -	45.450	104.6	50.616	111.2	47.974	119.4	2:24.040	74.20	6.960	18:06:00.985
4 -	44.301	106.0	49.550	127.8	46.474	120.0	2:20.325	76.16	3.245	18:08:21.310
5 -	43.250	111.6	48.476	131.5	46.137	120.9	2:17.863 (2)	77.52	0.783	18:10:39.173
6 -	43.091	112.5	47.980	131.3	46.009	120.2	2:17.080 (1)	77.96		18:12:56.253
7 -	43.347	107.2	48.825	121.7	46.882	120.0	2:19.054 (3)	76.86	1.974	18:15:15.307

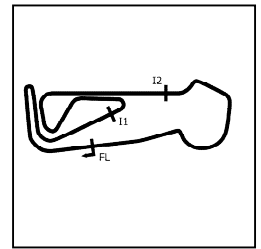
P6		10 F3		Neil HARRISON		Dallara F302				
IDEAL LAP TIME : 2:18.611		BEST LAP TIME : 2:19.087		DIFFERENCE : 0.476						
LAP	SECTOR 1		SECTOR 2		SECTOR 3		LAP TIME	MPH	DIFF	TIME OF DAY

Weather / Track : Rain / Wet

Snetterton 300
Circuit Length = 2.9689 miles
Start: 17:57 Flag 18:14 End: 18:17

Monoposto Mono F3 - Classic & Moto 1400

RACE 9 - SECTOR ANALYSIS



SECTOR 1 = FL to I1, SECTOR 2 = I1 to I2, SECTOR 3 = I2 to FL, DIFF = Difference To Personal Best Lap, P = Crossed Finish Line in Pit Lane, D = Time Disallowed

Lap	S1	S2	S3	FL	I1	I2	MPH	DIFF	Time
1 -	50.4	1:10.192	58.2	1:03.343	113.7	3:30.815	50.69	1:11.728	18:01:02.032
2 -	47.245	109.2	49.824	111.1	50.751	114.3	2:27.820	8.733	18:03:29.852
3 -	47.397	102.4	50.228	116.7	48.256	114.9	2:25.881	6.794	18:05:55.733
4 -	46.177	98.5	49.946	120.4	47.652	113.7	2:23.775	4.688	18:08:19.508
5 -	44.367	110.7	48.692	122.9	46.028	116.1	2:19.087 (1)	76.84	18:10:38.595
6 -	44.206	111.4	48.813	126.1	46.286	116.7	2:19.305 (2)	0.218	18:12:57.900
7 -	43.891	105.3	50.380	121.5	48.843	114.5	2:23.114 (3)	4.027	18:15:21.014

P7 27 Classic James RIMMER		Dallara F392					
IDEAL LAP TIME : 2:27.972	BEST LAP TIME : 2:28.153	DIFFERENCE : 0.181					
LAP	SECTOR 1	SECTOR 2	SECTOR 3	LAP TIME	MPH	DIFF	TIME OF DAY

1 -	55.7	1:11.744	74.2	1:03.800	104.3	3:35.645	49.56	1:07.492	18:01:06.862
2 -	49.529	106.6	52.640	118.9	50.627	111.4	2:32.796	4.643	18:03:39.658
3 -	48.752	107.0	51.589	120.2	50.056	112.7	2:30.397	2.244	18:06:10.055
4 -	46.698	108.9	51.770	123.5	49.685	112.2	2:28.153 (1)	72.14	18:08:38.208
5 -	47.100	101.3	52.404	121.7	50.019	112.9	2:29.523 (3)	1.370	18:11:07.731
6 -	46.919	107.3	51.667	125.6	49.688	112.2	2:28.274 (2)	0.121	18:13:36.005
7 -	48.407	92.1	53.874	107.5	54.708	89.2	2:36.989	8.836	18:16:12.994

P8 3 M1400 Jason TIMMS		Dallara 301					
IDEAL LAP TIME : 2:28.581	BEST LAP TIME : 2:28.784	DIFFERENCE : 0.203					
LAP	SECTOR 1	SECTOR 2	SECTOR 3	LAP TIME	MPH	DIFF	TIME OF DAY

1 -		1:11.057	75.4	1:05.121	89.1	3:34.863	49.74	1:06.079	18:01:06.080
2 -	52.584	89.2	54.242	116.1	52.343	114.3	2:39.169	10.385	18:03:45.249
3 -	47.870	101.3	53.139	113.1	51.885	116.3	2:32.894	4.110	18:06:18.143
4 -	47.051	101.3	53.238	112.2	51.496	117.9	2:31.785	3.001	18:08:49.928
5 -	45.976		52.545	122.0	50.892	115.7	2:29.413 (2)	0.629	18:11:19.341
6 -	46.173		52.430	120.2	50.181	117.5	2:28.784 (1)	71.83	18:13:48.125
7 -	45.970		53.358	107.2	52.103	112.9	2:31.431 (3)	2.647	18:16:19.556

P9 7 M1400 Geoff FERN		Dallara 301					
IDEAL LAP TIME : 2:25.790	BEST LAP TIME : 2:27.669	DIFFERENCE : 1.879					
LAP	SECTOR 1	SECTOR 2	SECTOR 3	LAP TIME	MPH	DIFF	TIME OF DAY

1 -	66.6	1:09.898	76.0	1:02.581	93.9	3:44.873	47.52	1:17.204	18:01:16.090
2 -	49.278	90.4	54.103	104.8	51.629	106.3	2:35.010	7.341	18:03:51.100
3 -	48.517	92.0	52.377	105.5	49.174	111.8	2:30.068 (3)	2.399	18:06:21.168
4 -	45.879	100.9	50.806	111.8	1:14.690	110.1	2:51.375	23.706	18:09:12.543
5 -	46.960	100.4	51.978	106.8	50.219	113.3	2:29.157 (2)	1.488	18:11:41.700
6 -	45.810	103.8	52.045	110.9	49.814	112.4	2:27.669 (1)	72.37	18:14:09.369
7 -	46.357	97.3	52.367	102.1	51.663	111.4	2:30.387	2.718	18:16:39.756

P10 55 F3 Paul BOOTH		Dallara F306					
IDEAL LAP TIME : 2:30.703	BEST LAP TIME : 2:33.666	DIFFERENCE : 2.963					
LAP	SECTOR 1	SECTOR 2	SECTOR 3	LAP TIME	MPH	DIFF	TIME OF DAY

1 -	67.0	1:09.985	71.1	1:04.455	102.6	3:41.271	48.30	1:07.605	18:01:12.488
2 -	50.753	93.3	54.740	101.6	52.553	108.5	2:38.046	4.380	18:03:50.534
3 -	50.410	88.0	53.359	105.5	51.864	111.4	2:35.633	1.967	18:06:26.167
4 -	48.371	99.7	53.588	110.1	52.567	108.4	2:34.526 (3)	0.860	18:09:00.693
5 -	48.804	100.6	53.505	112.0	51.977	112.7	2:34.286 (2)	0.620	18:11:34.979
6 -	48.180	97.6	54.557	117.9	50.929	114.7	2:33.666 (1)	69.55	18:14:08.645
7 -	46.415	96.4	55.926	78.3	54.688	91.5	2:37.029	3.363	18:16:45.674

P11 16 F3 James LEDAMUN		Dallara F300					
IDEAL LAP TIME : 2:29.412	BEST LAP TIME : 2:31.261	DIFFERENCE : 1.849					
LAP	SECTOR 1	SECTOR 2	SECTOR 3	LAP TIME	MPH	DIFF	TIME OF DAY

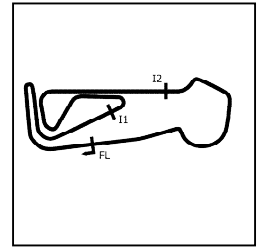
1 -	64.7	1:09.334	66.1	1:03.538	104.8	3:42.321	48.07	1:11.060	18:01:13.538
2 -	50.867	83.7	55.574	95.7	53.910	112.9	2:40.351	9.090	18:03:53.889
3 -	1:05.731	93.5	53.492	96.5	52.946	112.7	2:52.169	20.908	18:06:46.058
4 -	48.062	94.3	54.358	95.8	51.300	112.9	2:33.720 (3)	2.459	18:09:19.778

Weather / Track : Rain / Wet

Snetterton 300
Circuit Length = 2.9689 miles
Start: 17:57 Flag 18:14 End: 18:17

Monoposto Mono F3 - Classic & Moto 1400

RACE 9 - SECTOR ANALYSIS



SECTOR 1 = FL to I1, SECTOR 2 = I1 to I2, SECTOR 3 = I2 to FL, DIFF = Difference To Personal Best Lap, P = Crossed Finish Line in Pit Lane, D = Time Disallowed

5 -	47.917	97.9	53.221	108.4	50.123	112.0	2:31.261 (1)	70.65			18:11:51.039
6 -	46.281	95.7	59.685	107.0	50.982	110.5	2:36.948	68.09	5.687		18:14:27.987
7 -	47.150	97.9	53.008	98.3	51.896	111.4	2:32.054 (2)	70.29	0.793		18:17:00.041

P12 57 Classic Edward GUEST		Anson SA3									
IDEAL LAP TIME : 2:36.855		BEST LAP TIME : 2:37.903				DIFFERENCE : 1.048					
LAP	SECTOR 1		SECTOR 2		SECTOR 3		LAP TIME	MPH	DIFF	TIME OF DAY	
1 -		69.1	1:10.210	62.3	1:05.167	97.1	3:39.309	48.73	1:01.406	18:01:10.526	
2 -	51.383	97.6	56.388	101.9	55.069	96.2	2:42.840	65.63	4.937	18:03:53.366	
3 -	53.750	94.3	55.605	108.7	53.252	106.6	2:42.607	65.72	4.704	18:06:35.973	
4 -	49.679	96.9	56.085	117.3	55.596	104.5	2:41.360 (3)	66.23	3.457	18:09:17.333	
5 -	49.293	98.6	55.923	113.3	53.465	104.3	2:38.681 (2)	67.35	0.778	18:11:56.014	
6 -	48.705	98.3	54.898	110.1	54.300	94.9	2:37.903 (1)	67.68		18:14:33.917	

P13 33 F3 Lee FERN		Dallara F301									
IDEAL LAP TIME : 2:33.216		BEST LAP TIME : 2:35.528				DIFFERENCE : 2.312					
LAP	SECTOR 1		SECTOR 2		SECTOR 3		LAP TIME	MPH	DIFF	TIME OF DAY	
1 -		72.0	1:10.438	65.3	1:04.214	102.7	3:37.776	49.07	1:02.248	18:01:08.993	
2 -	51.594	86.9	55.390	105.5	52.622	108.9	2:39.606 (2)	66.96	4.078	18:03:48.599	
3 -	50.763	96.4	53.568	121.7	51.197	108.2	2:35.528 (1)	68.72		18:06:24.127	
4 -	57.283	93.9	56.591	109.8	54.254	111.6	2:48.128	63.57	12.600	18:09:12.255	
5 -	48.451	96.5	1:03.139	92.0	56.382	89.9	2:47.972	63.63	12.444	18:12:00.227	
6 -	50.866	92.0	57.890	100.3	57.021	83.1	2:45.777 (3)	64.47	10.249	18:14:46.004	

P14 8 M1400 Martin WRIGHT		Dallara 301									
IDEAL LAP TIME : 2:41.715		BEST LAP TIME : 2:44.002				DIFFERENCE : 2.287					
LAP	SECTOR 1		SECTOR 2		SECTOR 3		LAP TIME	MPH	DIFF	TIME OF DAY	
1 -		62.6	1:09.887	76.7	1:02.570	111.2	3:46.302	47.22	1:02.300	18:01:17.519	
2 -	51.925	93.8	56.967	99.8	55.463	115.3	2:44.355 (2)	65.03	0.353	18:04:01.874	
3 -	52.258	95.5	57.162	96.1	57.380	109.6	2:46.800	64.07	2.798	18:06:48.674	
4 -	52.583	88.7	57.328	107.2	54.909	115.9	2:44.820 (3)	64.84	0.818	18:09:33.494	
5 -	51.516	89.0	58.836	103.5	53.650	114.7	2:44.002 (1)	65.17		18:12:17.496	
6 -	51.098	93.4	57.259	106.0	56.789	101.0	2:45.146	64.71	1.144	18:15:02.642	

P15 19 Classic Nick CATANZARO		Formula Vauxhall Lotus									
IDEAL LAP TIME : 2:50.146		BEST LAP TIME : 2:51.118				DIFFERENCE : 0.972					
LAP	SECTOR 1		SECTOR 2		SECTOR 3		LAP TIME	MPH	DIFF	TIME OF DAY	
1 -		63.7	1:09.544	71.7	1:03.399	97.5	3:47.687	46.94	56.569	18:01:18.904	
2 -	54.291	90.8	1:00.061	91.9	58.442	104.0	2:52.794 (3)	61.85	1.676	18:04:11.698	
3 -	54.141	88.7	59.943	89.3	58.911	107.3	2:52.995	61.78	1.877	18:07:04.693	
4 -	52.842	79.4	1:00.127	84.5	58.149	109.2	2:51.118 (1)	62.46		18:09:55.811	
5 -	52.713	85.0	59.597	94.7	59.676	98.2	2:51.986 (2)	62.14	0.868	18:12:47.797	
6 -	52.400	84.2	1:00.666	86.4	1:01.722	92.6	2:54.788	61.14	3.670	18:15:42.585	

P16 35 F3 Simon LONNERGAN		Dallara F398									
IDEAL LAP TIME : 2:35.093		BEST LAP TIME : 2:38.118				DIFFERENCE : 3.025					
LAP	SECTOR 1		SECTOR 2		SECTOR 3		LAP TIME	MPH	DIFF	TIME OF DAY	
1 -		63.3	1:09.758	72.7	1:03.352	89.7	3:43.942	47.72	1:05.824	18:01:15.159	
2 -	52.217	89.5	54.778	98.5	52.422	107.0	2:39.417 (3)	67.04	1.299	18:03:54.576	
3 -	51.183	94.9	54.658	108.4	52.277	108.4	2:38.118 (1)	67.59		18:06:32.694	
4 -	49.963	94.6	1:07.615	101.2	1:06.255	106.8	3:03.833	58.14	25.715	18:09:36.527	
5 -	48.953	91.9	56.915	112.5	52.723	101.3	2:38.591 (2)	67.39	0.473	18:12:15.118	

Weather / Track : Rain / Wet

Snetterton 300
Circuit Length = 2.9689 miles
Start: 17:57 Flag 18:14 End: 18:17

Monoposto Mono F3 - Classic & Moto 1400

RACE 9 - STATISTICS

Competitors Started 16
Planned Start 2019-07-27 @ 18:00:00.000
Actual Start 2019-07-27 @ 17:57:31.216
Finish Time 2019-07-27 @ 18:14:29.178
Track Length 2.9689mi.
Total Laps 106
Total Distance Covered 314.7046mi.

Session Fastest Lap History

NO	CL	NAME	LAP TIME	TIME OF DAY	LAP	VEHICLE
90	F3	Alex FORES	3:27.551	18:00:58.780	1	Dallara F301
90	F3	Alex FORES	2:14.356	18:03:13.135	2	Dallara F301
21	F3	Tony BISHOP	2:14.287	18:07:49.192	4	Dallara F304

Session Leader History

NO	CL	NAME	FROM LAP	LAPS LED	DISTANCE	VEHICLE
90	F3	Alex FORES	1	7	20.78 miles	Dallara F301

Flag History

TYPE	TIME OF DAY
GREEN	17:57:31.216
FINISH	18:14:29.178

Flag Statistics

TYPE	COUNT	TOTAL LAPS	TOTAL TIME
Green	1	7	19:48.053
Red	0	0	0.000
Safety Car	0	0	0.000
FCY	0	0	0.000

Weather / Track : Rain / Wet

These results are provisional until the conclusion of any judicial and technical matters.

Snetterton 300

Circuit Length = 2.9689 miles

Start: 17:57 Flag 18:14 End: 18:17

Clerk Of Course :		Timekeeper :
-------------------	--	--------------

Monoposto Mono F3 - Classic & Moto 1400

RACE 9 - STATISTICS

CLASS : F3

10 Starters

Fastest Lap History

NO	NAME	LAP TIME	TIME OF DAY	LAP	VEHICLE
90	Alex FORES	3:27.551	18:00:58.780	1	Dallara F301
90	Alex FORES	2:14.356	18:03:13.135	2	Dallara F301
21	Tony BISHOP	2:14.287	18:07:49.192	4	Dallara F304

Leader History

NO	NAME	FROM LAP	LAPS LED	DISTANCE	VEHICLE
90	Alex FORES	1	7	20.78 miles	Dallara F301

Weather / Track : Rain / Wet

These results are provisional until the conclusion of any judicial and technical matters.

Snetterton 300

Circuit Length = 2.9689 miles

Start: 17:57 Flag 18:14 End: 18:17

Clerk Of Course :

Timekeeper :

Monoposto Mono F3 - Classic & Moto 1400

RACE 9 - STATISTICS

CLASS : Classic

3 Starters

Fastest Lap History

NO	NAME	LAP TIME	TIME OF DAY	LAP	VEHICLE
27	James RIMMER	3:35.645	18:01:06.896	1	Dallara F392
27	James RIMMER	2:32.796	18:03:39.690	2	Dallara F392
27	James RIMMER	2:30.397	18:06:10.086	3	Dallara F392
27	James RIMMER	2:28.153	18:08:38.240	4	Dallara F392

Leader History

NO	NAME	FROM LAP	LAPS LED	DISTANCE	VEHICLE
27	James RIMMER	1	7	20.78 miles	Dallara F392

Weather / Track : Rain / Wet

These results are provisional until the conclusion of any judicial and technical matters.

Snetterton 300

Circuit Length = 2.9689 miles

Start: 17:57 Flag 18:14 End: 18:17

Clerk Of Course :

Timekeeper :

Monoposto Mono F3 - Classic & Moto 1400

RACE 9 - STATISTICS

CLASS : M1400

3 Starters

Fastest Lap History

NO	NAME	LAP TIME	TIME OF DAY	LAP	VEHICLE
3	Jason TIMMS	3:34.863	18:01:06.100	1	Dallara 301
3	Jason TIMMS	2:39.169	18:03:45.263	2	Dallara 301
7	Geoff FERN	2:35.010	18:03:51.116	2	Dallara 301
3	Jason TIMMS	2:32.894	18:06:18.157	3	Dallara 301
7	Geoff FERN	2:30.068	18:06:21.182	3	Dallara 301
3	Jason TIMMS	2:29.413	18:11:19.355	5	Dallara 301
7	Geoff FERN	2:29.157	18:11:41.715	5	Dallara 301
3	Jason TIMMS	2:28.784	18:13:48.139	6	Dallara 301
7	Geoff FERN	2:27.669	18:14:09.383	6	Dallara 301

Leader History

NO	NAME	FROM LAP	LAPS LED	DISTANCE	VEHICLE
3	Jason TIMMS	1	7	20.78 miles	Dallara 301

Weather / Track : Rain / Wet

These results are provisional until the conclusion of any judicial and technical matters.

Snetterton 300

Circuit Length = 2.9689 miles


Start: 17:57 Flag 18:14 End: 18:17

Clerk Of Course :

Timekeeper :

Monoposto Mono F3 - Classic & Moto 1400

RACE 13 - GRID (15 minutes)

ROW 8	15	8 Martin WRIGHT	16	19 Nick CATANZARO
ROW 7	13	57 Edward GUEST	14	35 Simon LONNERGAN
ROW 6	11	55 Paul BOOTH	12	33 Lee FERN
ROW 5	9	3 Jason TIMMS	10	16 James LEDAMUN
ROW 4	7	7 Geoff FERN	8	27 James RIMMER
ROW 3	5	10 Neil HARRISON	6	31 Chris DAVISON
ROW 2	3	94 Ashley DIBDEN	4	93 Mark HARRISON
ROW 1	1	21 Tony BISHOP	2	90 Alex FORES
		Pole		
				

Snetterton 300
Circuit Length = 2.9689 miles

These results are provisional until the conclusion of any judicial and technical matters.

Clerk Of Course :		Timekeeper :
-------------------	--	--------------

Monoposto Mono F3 - Classic & Moto 1400

RACE 13 - CLASSIFICATION

POS	NO	CL	PIC NAME	ENTRY	LAPS	TIME	GAP	DIFF	MPH	BEST	ON
1	94	F3	1 Ashley DIBDEN	Dallara F301	7	15:28.259			80.59	2:10.311	4
2	90	F3	2 Alex FORES	Dallara F301	7	15:33.186	4.927	4.927	80.17	2:10.654	6
3	93	F3	3 Mark HARRISON	Dallara F397	7	16:03.728	35.469	30.542	77.63	2:15.426	5
4	31	F3	4 Chris DAVISON	Dallara F301	7	16:03.978	35.719	0.250	77.61	2:15.475	5
5	21	F3	5 Tony BISHOP	Dallara F304	7	16:10.392	42.133	6.414	77.09	2:11.668	7
6	10	F3	6 Neil HARRISON	Dallara F302	7	16:32.641	1:04.382	22.249	75.37	2:14.888	4
7	16	F3	7 James LEDAMUN	Dallara F300	7	16:37.236	1:08.977	4.595	75.02	2:18.580	7
8	3	M1400	1 Jason TIMMS	Dallara 301	7	16:53.598	1:25.339	16.362	73.81	2:19.144	6
9	7	M1400	2 Geoff FERN	Dallara 301	7	16:56.512	1:28.253	2.914	73.60	2:19.376	6
10	27	Classic	1 James RIMMER	Dallara F392	7	16:58.888	1:30.629	2.376	73.42	2:20.486	2
11	57	Classic	2 Edward GUEST	Anson SA3	7	17:52.501	2:24.242	53.613	69.75	2:27.718	4
12	8	M1400	3 Martin WRIGHT	Dallara 301	6	15:29.791	1 Lap	1 Lap	68.97	2:29.680	4
13	55	F3	8 Paul BOOTH	Dallara F306	6	15:35.735	1 Lap	5.944	68.53	2:28.929	4
14	19	Classic	3 Nick CATANZARO	Formula Vauxhall Lotus	6	16:30.089	1 Lap	54.354	64.77	2:40.349	6
15	64	Classic	4 Marcus SHEARD	Reynard 883	6	16:33.162	1 Lap	3.073	64.56	2:39.914	6
16	33	F3	9 Lee FERN	Dallara F301	6	17:04.328	1 Lap	31.166	62.60	2:41.888	3

FASTEST LAP

94	F3	Ashley DIBDEN	Dallara F301	4	2:10.311	82.01 mph	131.99 kph
3	M1400	Jason TIMMS	Dallara 301	6	2:19.144	76.81 mph	123.61 kph
27	Classic	James RIMMER	Dallara F392	2	2:20.486	76.07 mph	122.43 kph

Weather / Track : Cloudy / Damp

These results are provisional until the conclusion of any judicial and technical matters.

Snetterton 300

Circuit Length = 2.9689 miles

Start: 12:22 Flag 12:37 End: 12:39

Clerk Of Course :	Steward :	Timekeeper :
-------------------	-----------	--------------

Monoposto Mono F3 - Classic & Moto 1400

RACE 13 - BEST SECTORS

SECTOR 1			SECTOR 2			SECTOR 3			IDEAL / BEST COMPARISON						
POS	NO	NAME	TIME	NO	NAME	TIME	NO	NAME	TIME	POS	NO	NAME	IDEAL	BEST	DIFF
													PERFECT LAP	2:09.652	
1	94	DIBDEN	40.348	94	DIBDEN	45.895	90	FORES	43.409	1	94	DIBDEN	2:09.732	2:10.311	0.579
2	90	FORES	40.711	90	FORES	46.487	94	DIBDEN	43.489	2	90	FORES	2:10.607	2:10.654	0.047
3	21	BISHOP	40.742	21	BISHOP	46.861	21	BISHOP	43.648	3	21	BISHOP	2:11.251	2:11.668	0.417
4	10	HARRISON	41.993	10	HARRISON	47.605	31	DAVISON	44.910	4	31	DAVISON	2:14.692	2:15.475	0.783
5	93	HARRISON	42.086	31	DAVISON	47.635	10	HARRISON	45.220	5	10	HARRISON	2:14.818	2:14.888	0.070
6	31	DAVISON	42.147	93	HARRISON	47.850	93	HARRISON	45.490	6	93	HARRISON	2:15.426	2:15.426	0.000
7	16	LEDAMUN	43.080	16	LEDAMUN	49.068	3	TIMMS	46.160	7	3	TIMMS	2:18.549	2:19.144	0.595
8	3	TIMMS	43.111	3	TIMMS	49.278	16	LEDAMUN	46.432	8	16	LEDAMUN	2:18.580	2:18.580	0.000
9	7	FERN	43.183	7	FERN	49.343	27	RIMMER	46.503	9	7	FERN	2:19.258	2:19.376	0.118
10	27	RIMMER	44.069	27	RIMMER	49.560	7	FERN	46.732	10	27	RIMMER	2:20.132	2:20.486	0.354
11	57	GUEST	45.270	55	BOOTH	51.618	55	BOOTH	49.415	11	55	BOOTH	2:27.124	2:28.929	1.805
12	55	BOOTH	46.091	8	WRIGHT	52.022	8	WRIGHT	49.560	12	57	GUEST	2:27.718	2:27.718	0.000
13	8	WRIGHT	47.092	57	GUEST	52.039	57	GUEST	50.409	13	8	WRIGHT	2:28.674	2:29.680	1.006
14	33	FERN	49.707	19	CATANZARO	55.641	64	SHEARD	53.223	14	33	FERN	2:39.839	2:41.888	2.049
15	19	CATANZARO	50.280	64	SHEARD	55.783	33	FERN	53.920	15	64	SHEARD	2:39.893	2:39.914	0.021
16	64	SHEARD	50.887	33	FERN	56.212	19	CATANZARO	54.428	16	19	CATANZARO	2:40.349	2:40.349	0.000

Weather / Track : Cloudy / Damp

Results can be found at www.tsl-timing.com

Snetterton 300

Circuit Length = 2.9689 miles

Start: 12:22 Flag 12:37 End: 12:39

Printed - 12:45 Sunday, 28 July 2019

Monoposto Mono F3 - Classic & Moto 1400

RACE 13 - BEST SPEEDS

POS	INTERMEDIATE 1			INTERMEDIATE 2			FINISH LINE		
	NO	NAME	MPH	NO	NAME	MPH	NO	NAME	MPH
1	90	FORES	117.3	90	FORES	134.4	3	TIMMS	122.2
2	93	HARRISON	114.9	93	HARRISON	133.9	93	HARRISON	121.7
3	10	HARRISON	113.3	3	TIMMS	133.1	90	FORES	121.5
4	21	BISHOP	111.2	31	DAVISON	132.1	8	WRIGHT	120.2
5	16	LEDAMUN	110.7	94	DIBDEN	131.8	31	DAVISON	119.4
6	27	RIMMER	110.1	16	LEDAMUN	129.3	94	DIBDEN	118.9
7	7	FERN	106.3	10	HARRISON	129.0	10	HARRISON	118.9
8	8	WRIGHT	105.3	21	BISHOP	128.5	33	FERN	117.1
9	57	GUEST	105.1	27	RIMMER	125.9	21	BISHOP	116.5
10	55	BOOTH	104.0	55	BOOTH	123.5	16	LEDAMUN	116.1
11	3	TIMMS	98.8	8	WRIGHT	122.9	27	RIMMER	114.7
12	19	CATANZARO	91.0	64	SHEARD	122.4	55	BOOTH	114.1
13	33	FERN	88.5	57	GUEST	120.0	57	GUEST	112.2
14				7	FERN	118.7	7	FERN	112.0
15				33	FERN	109.6	19	CATANZARO	112.0
16				19	CATANZARO	104.6	64	SHEARD	111.2

Weather / Track : Cloudy / Damp

Results can be found at www.tsl-timing.com

Snetterton 300
Circuit Length = 2.9689 miles
Start: 12:22 Flag 12:37 End: 12:39

Printed - 12:45 Sunday, 28 July 2019

Monoposto Mono F3 - Classic & Moto 1400

RACE 13 - LAP CHART

LAP 1 @ 12:24:20.782			LAP 2 @ 12:26:33.699			LAP 3 @ 12:28:44.902			LAP 4 @ 12:30:55.213			LAP 5 @ 12:33:06.470		
NO	BEHIND	LAP TIME	NO	BEHIND	LAP TIME	NO	BEHIND	LAP TIME	NO	BEHIND	LAP TIME	NO	BEHIND	LAP TIME
21		2:20.593	94		2:12.343	94		2:11.203	94		2:10.311	94		2:11.257
94	0.574	2:21.167	21	1.900	2:14.817	90	3.271	2:12.197	90	3.987	2:11.027	90	4.073	2:11.343
90	1.582	2:22.175	90	2.277	2:13.612	93	12.935	2:15.878	93	18.228	2:15.604	64	1 Lap	2:42.034
93	4.127	2:24.720	93	8.260	2:17.050	31	13.214	2:15.491	31	18.707	2:15.804	33	1 Lap	2:52.413
31	5.020	2:25.613	31	8.926	2:16.823	10	14.392	2:15.929	10	18.969	2:14.888	93	22.397	2:15.426
10	6.106	2:26.699	10	9.666	2:16.477	16	32.047	2:23.174	21	39.917	2:13.759	31	22.925	2:15.475
16	12.174	2:32.767	16	20.076	2:20.819	21	36.469	2:45.772	16	43.367	2:21.631	10	23.153	2:15.441
27	13.581	2:34.174	27	21.150	2:20.486	27	38.970	2:29.023	27	52.311	2:23.652	21	40.491	2:11.831
3	16.112	2:36.705	3	31.518	2:28.323	3	46.160	2:25.845	3	57.845	2:21.996	16	52.185	2:20.075
7	20.127	2:40.720	7	35.401	2:28.191	7	49.381	2:25.183	7	1:01.063	2:21.993	27	1:05.738	2:24.684
57	22.395	2:42.988	57	40.001	2:30.523	57	59.183	2:30.385	57	1:16.590	2:27.718	3	1:07.931	2:21.343
55	25.675	2:46.268	55	42.270	2:29.512	55	1:01.104	2:30.037	55	1:19.722	2:28.929	7	1:10.965	2:21.159
19	31.418	2:52.011	8	54.795	2:33.419	8	1:14.736	2:31.144	8	1:34.105	2:29.680	57	1:36.504	2:31.171
64	34.107	2:54.700	19	1:04.098	2:45.597	19	1:37.888	2:44.993	19	2:09.949	2:42.372	8	1:53.366	2:30.518
8	34.293	2:54.886	64	1:11.691	2:50.501	64	1:43.905	2:43.417				55	1:58.825	2:50.360
33	43.991	3:04.584	33	1:15.524	2:44.450	33	1:46.209	2:41.888						

Weather / Track : Cloudy / Damp

Snetterton 300
 Circuit Length = 2.9689 miles
 Start: 12:22 Flag 12:37 End: 12:39

Monoposto Mono F3 - Classic & Moto 1400

RACE 13 - LAP CHART

LAP 6 @ 12:35:17.146			LAP 7 @ 12:37:28.448		
NO	BEHIND	LAP TIME	NO	BEHIND	LAP TIME
94		2:10.676	94		2:11.302
90	4.051	2:10.654	8	1 Lap	2:30.144
93	29.754	2:18.033	90	4.927	2:12.178
31	31.476	2:19.227	55	1 Lap	2:30.629
19	1 Lap	2:44.767	93	35.469	2:17.017
64	1 Lap	2:42.596	31	35.719	2:15.545
21	41.767	2:11.952	21	42.133	2:11.668
10	58.040	2:45.563	19	1 Lap	2:40.349
33	1 Lap	2:54.182	10	1:04.382	2:17.644
16	1:01.699	2:20.190	64	1 Lap	2:39.914
27	1:15.994	2:20.932	16	1:08.977	2:18.580
3	1:16.399	2:19.144	3	1:25.339	2:20.242
7	1:19.665	2:19.376	7	1:28.253	2:19.890
57	2:01.150	2:35.322	27	1:30.629	2:25.937
			33	1 Lap	2:46.811
			57	2:24.242	2:34.394

Weather / Track : Cloudy / Damp

Monoposto Mono F3 - Classic & Moto 1400

RACE 13 - POSITION CHART

No	Name	Lap Pos	Lap						
			1	2	3	4	5	6	7
21	BISHOP	1	21	94	94	94	94	94	94
90	FORES	2	94	21	90	90	90	90	90
94	DIBDEN	3	90	90	93	93	93	93	93
93	HARRISON	4	93	93	31	31	31	31	31
10	HARRISON	5	31	31	10	10	10	21	21
31	DAVISON	6	10	10	16	21	21	10	10
7	FERN	7	16	16	21	16	16	16	16
27	RIMMER	8	27	27	27	27	27	27	3
3	TIMMS	9	3	3	3	3	3	3	7
16	LEDAMUN	10	7	7	7	7	7	7	27
55	BOOTH	11	57	57	57	57	57	57	57
33	FERN	12	55	55	55	55	8	8	
57	GUEST	13	19	8	8	8	55	55	
8	WRIGHT	14	64	19	19	19	19	19	
19	CATANZARO	15	8	64	64	64	64	64	
64	SHEARD	16	33	33	33	33	33	33	

Weather / Track : Cloudy / Damp

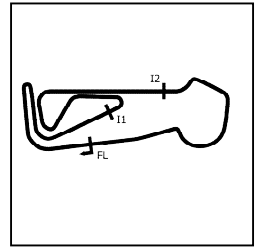
Results can be found at www.tsl-timing.com

Snetterton 300
 Circuit Length = 2.9689 miles
 Start: 12:22 Flag 12:37 End: 12:39

Printed - 12:45 Sunday, 28 July 2019

Monoposto Mono F3 - Classic & Moto 1400

RACE 13 - SECTOR ANALYSIS



SECTOR 1 = FL to I1, SECTOR 2 = I1 to I2, SECTOR 3 = I2 to FL, DIFF = Difference To Personal Best Lap, P = Crossed Finish Line in Pit Lane, D = Time Disallowed

P1 94 F3 Ashley DIBDEN		Dallara F301							
IDEAL LAP TIME : 2:09.732		BEST LAP TIME : 2:10.311		DIFFERENCE : 0.579					
LAP	SECTOR 1	SECTOR 2		SECTOR 3		LAP TIME	MPH	DIFF	TIME OF DAY
1 -		47.896	130.8	43.823	118.9	2:21.167	75.71	10.856	12:24:21.356
2 -	41.227	47.043	130.5	44.073	118.3	2:12.343	80.76	2.032	12:26:33.699
3 -	40.764	46.557	131.5	43.882	117.9	2:11.203 (3)	81.46	0.892	12:28:44.902
4 -	40.599	46.053	131.3	43.659	118.5	2:10.311 (1)	82.01		12:30:55.213
5 -	40.348	46.065	125.4	44.844	118.5	2:11.257	81.42	0.946	12:33:06.470
6 -	41.045	46.142	131.8	43.489	118.5	2:10.676 (2)	81.79	0.365	12:35:17.146
7 -	40.573	45.895	131.5	44.834	118.3	2:11.302	81.40	0.991	12:37:28.448

P2 90 F3 Alex FORES		Dallara F301								
IDEAL LAP TIME : 2:10.607		BEST LAP TIME : 2:10.654		DIFFERENCE : 0.047						
LAP	SECTOR 1	SECTOR 2		SECTOR 3		LAP TIME	MPH	DIFF	TIME OF DAY	
1 -		109.6	49.033	131.8	43.727	120.9	2:22.175	75.17	11.521	12:24:22.364
2 -	41.448	108.7	47.756	126.8	44.408	121.5	2:13.612	79.99	2.958	12:26:35.976
3 -	41.274	111.2	47.327	134.4	43.596	120.6	2:12.197	80.84	1.543	12:28:48.173
4 -	40.721	116.3	46.590	134.4	43.716	120.9	2:11.027 (2)	81.57	0.373	12:30:59.200
5 -	40.953	116.3	46.590	134.4	43.800	120.4	2:11.343 (3)	81.37	0.689	12:33:10.543
6 -	40.758	117.3	46.487	134.4	43.409	120.9	2:10.654 (1)	81.80		12:35:21.197
7 -	40.711	115.9	46.771	133.9	44.696	121.1	2:12.178	80.86	1.524	12:37:33.375

P3 93 F3 Mark HARRISON		Dallara F397								
IDEAL LAP TIME : 2:15.426		BEST LAP TIME : 2:15.426		DIFFERENCE : 0.000						
LAP	SECTOR 1	SECTOR 2		SECTOR 3		LAP TIME	MPH	DIFF	TIME OF DAY	
1 -		109.6	49.337	123.3	46.255	121.7	2:24.720	73.85	9.294	12:24:24.909
2 -	42.640	109.8	48.741	129.5	45.669	121.3	2:17.050	77.98	1.624	12:26:41.959
3 -	42.270	114.9	47.962	132.6	45.646	121.1	2:15.878 (3)	78.65	0.452	12:28:57.837
4 -	42.190	114.5	47.886	133.9	45.528	121.3	2:15.604 (2)	78.81	0.178	12:31:13.441
5 -	42.086	111.4	47.850	133.9	45.490	121.5	2:15.426 (1)	78.92		12:33:28.867
6 -	42.546	106.1	48.182	133.1	47.305	121.1	2:18.033	77.43	2.607	12:35:46.900
7 -	42.720	107.8	48.551	133.9	45.746	121.5	2:17.017	78.00	1.591	12:38:03.917

P4 31 F3 Chris DAVISON		Dallara F301							
IDEAL LAP TIME : 2:14.692		BEST LAP TIME : 2:15.475		DIFFERENCE : 0.783					
LAP	SECTOR 1	SECTOR 2		SECTOR 3		LAP TIME	MPH	DIFF	TIME OF DAY
1 -		48.868	124.2	46.177	118.3	2:25.613	73.40	10.138	12:24:25.802
2 -	42.573	49.094	128.5	45.156	118.3	2:16.823	78.11	1.348	12:26:42.625
3 -	42.501	48.080	128.8	44.910	119.4	2:15.491 (2)	78.88	0.016	12:28:58.116
4 -	42.697	47.635	132.1	45.472	119.4	2:15.804	78.70	0.329	12:31:13.920
5 -	42.147	47.943	131.0	45.385	118.9	2:15.475 (1)	78.89		12:33:29.395
6 -	42.523	48.301	131.8	48.403	117.7	2:19.227	76.76	3.752	12:35:48.622
7 -	42.217	47.803	131.3	45.525	118.9	2:15.545 (3)	78.85	0.070	12:38:04.167

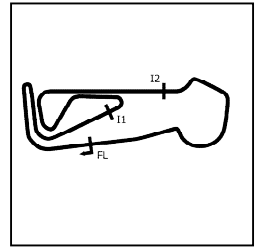
P5 21 F3 Tony BISHOP		Dallara F304								
IDEAL LAP TIME : 2:11.251		BEST LAP TIME : 2:11.668		DIFFERENCE : 0.417						
LAP	SECTOR 1	SECTOR 2		SECTOR 3		LAP TIME	MPH	DIFF	TIME OF DAY	
1 -		110.0	48.260	125.4	44.060	114.7	2:20.593	76.02	8.925	12:24:20.782
2 -	41.832	100.4	48.199	126.3	44.786	115.3	2:14.817	79.27	3.149	12:26:35.599
3 -	41.186	110.5	1:02.568	125.6	1:02.018	115.7	2:45.772	64.47	34.104	12:29:21.371
4 -	41.534	110.7	47.897	128.5	44.328	115.7	2:13.759	79.90	2.091	12:31:35.130
5 -	40.742	108.9	46.978	128.5	44.111	116.5	2:11.831 (2)	81.07	0.163	12:33:46.961
6 -	40.876	111.2	46.954	128.5	44.122	116.5	2:11.952 (3)	80.99	0.284	12:35:58.913
7 -	41.159	109.6	46.861	128.0	43.648	116.5	2:11.668 (1)	81.17		12:38:10.581

Weather / Track : Cloudy / Damp

Snetterton 300
Circuit Length = 2.9689 miles
Start: 12:22 Flag 12:37 End: 12:39

Monoposto Mono F3 - Classic & Moto 1400

RACE 13 - SECTOR ANALYSIS



SECTOR 1 = FL to I1, SECTOR 2 = I1 to I2, SECTOR 3 = I2 to FL, DIFF = Difference To Personal Best Lap, P = Crossed Finish Line in Pit Lane, D = Time Disallowed

P6		10 F3		Neil HARRISON			Dallara F302				
IDEAL LAP TIME : 2:14.818		BEST LAP TIME : 2:14.888			DIFFERENCE : 0.070						
LAP	SECTOR 1	SECTOR 2		SECTOR 3		LAP TIME	MPH	DIFF	TIME OF DAY		
1 -		103.8	49.704	126.1	45.580	117.3	2:26.699	72.85	11.811	12:24:26.888	
2 -	42.921	107.7	48.021	126.1	45.535	117.3	2:16.477	78.31	1.589	12:26:43.365	
3 -	42.757	108.2	47.952	128.0	45.220	117.3	2:15.929 (3)	78.62	1.041	12:28:59.294	
4 -	41.993	111.2	47.647	127.0	45.248	118.9	2:14.888 (1)	79.23		12:31:14.182	
5 -	42.260	111.6	47.857	128.8	45.324	118.3	2:15.441 (2)	78.91	0.553	12:33:29.623	
6 -	42.846	109.1	47.937	129.0	1:14.780	116.5	2:45.563	64.55	30.675	12:36:15.186	
7 -	42.673	113.3	47.605	126.6	47.366	117.5	2:17.644	77.65	2.756	12:38:32.830	

P7		16 F3		James LEDAMUN			Dallara F300				
IDEAL LAP TIME : 2:18.580		BEST LAP TIME : 2:18.580			DIFFERENCE : 0.000						
LAP	SECTOR 1	SECTOR 2		SECTOR 3		LAP TIME	MPH	DIFF	TIME OF DAY		
1 -		93.2	51.190	112.4	47.766	115.1	2:32.767	69.96	14.187	12:24:32.956	
2 -	44.012	106.1	50.026	125.4	46.781	115.3	2:20.819	75.89	2.239	12:26:53.775	
3 -	44.444	104.6	50.099	122.2	48.631	115.5	2:23.174	74.65	4.594	12:29:16.949	
4 -	43.776	101.5	50.476	114.9	47.379	115.7	2:21.631	75.46	3.051	12:31:38.580	
5 -	43.830	105.3	49.651	123.1	46.594	116.1	2:20.075 (2)	76.30	1.495	12:33:58.655	
6 -	43.750	101.3	49.664	124.0	46.776	116.1	2:20.190 (3)	76.23	1.610	12:36:18.845	
7 -	43.080	110.7	49.068	129.3	46.432	115.9	2:18.580 (1)	77.12		12:38:37.425	

P8		3 M1400		Jason TIMMS			Dallara 301				
IDEAL LAP TIME : 2:18.549		BEST LAP TIME : 2:19.144			DIFFERENCE : 0.595						
LAP	SECTOR 1	SECTOR 2		SECTOR 3		LAP TIME	MPH	DIFF	TIME OF DAY		
1 -			51.293	123.1	49.694	119.8	2:36.705	68.20	17.561	12:24:36.894	
2 -	45.189		53.039	116.9	50.095	118.9	2:28.323	72.05	9.179	12:27:05.217	
3 -	45.967		51.793	129.0	48.085	118.7	2:25.845	73.28	6.701	12:29:31.062	
4 -	44.852	98.8	50.343	129.8	46.801	119.4	2:21.996	75.27	2.852	12:31:53.058	
5 -	44.612		49.993	128.8	46.738	117.1	2:21.343 (3)	75.61	2.199	12:34:14.401	
6 -	43.111		49.477	127.3	46.556	122.2	2:19.144 (1)	76.81		12:36:33.545	
7 -	44.804		49.278	133.1	46.160	118.7	2:20.242 (2)	76.21	1.098	12:38:53.787	

P9		7 M1400		Geoff FERN			Dallara 301				
IDEAL LAP TIME : 2:19.258		BEST LAP TIME : 2:19.376			DIFFERENCE : 0.118						
LAP	SECTOR 1	SECTOR 2		SECTOR 3		LAP TIME	MPH	DIFF	TIME OF DAY		
1 -		99.7	53.832	104.8	51.157	109.6	2:40.720	66.50	21.344	12:24:40.909	
2 -	46.520	97.3	52.239	107.7	49.432	111.1	2:28.191	72.12	8.815	12:27:09.100	
3 -	46.017	99.5	51.006	116.5	48.160	111.2	2:25.183	73.61	5.807	12:29:34.283	
4 -	44.776	101.5	50.051	110.5	47.166	111.2	2:21.993	75.27	2.617	12:31:56.276	
5 -	44.644	101.6	49.420	118.7	47.095	112.0	2:21.159 (3)	75.71	1.783	12:34:17.435	
6 -	43.183	106.3	49.343	118.1	46.850	111.8	2:19.376 (1)	76.68		12:36:36.811	
7 -	43.484	102.7	49.674	116.5	46.732	109.6	2:19.890 (2)	76.40	0.514	12:38:56.701	

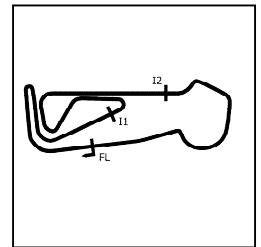
P10		27 Classic		James RIMMER			Dallara F392				
IDEAL LAP TIME : 2:20.132		BEST LAP TIME : 2:20.486			DIFFERENCE : 0.354						
LAP	SECTOR 1	SECTOR 2		SECTOR 3		LAP TIME	MPH	DIFF	TIME OF DAY		
1 -		101.8	50.880	113.5	48.863	113.9	2:34.174	69.32	13.688	12:24:34.363	
2 -	44.289	110.1	49.694	123.1	46.503	114.7	2:20.486 (1)	76.07		12:26:54.849	
3 -	44.069	105.6	57.837	117.3	47.117	114.5	2:29.023	71.72	8.537	12:29:23.872	
4 -	45.002	105.5	50.074	124.5	48.576	114.1	2:23.652 (3)	74.40	3.166	12:31:47.524	
5 -	46.544	99.8	50.542	124.7	47.598	113.5	2:24.684	73.87	4.198	12:34:12.208	
6 -	44.290	102.1	49.560	125.9	47.082	113.3	2:20.932 (2)	75.83	0.446	12:36:33.140	
7 -	46.305	107.5	50.849	118.1	48.783	97.3	2:25.937	73.23	5.451	12:38:59.077	

Weather / Track : Cloudy / Damp

Snetterton 300
Circuit Length = 2.9689 miles
Start: 12:22 Flag 12:37 End: 12:39

Monoposto Mono F3 - Classic & Moto 1400

RACE 13 - SECTOR ANALYSIS



SECTOR 1 = FL to I1, SECTOR 2 = I1 to I2, SECTOR 3 = I2 to FL, DIFF = Difference To Personal Best Lap, P = Crossed Finish Line in Pit Lane, D = Time Disallowed

P11 57 Classic Edward GUEST		Anson SA3								
IDEAL LAP TIME : 2:27.718		BEST LAP TIME : 2:27.718		DIFFERENCE : 0.000						
LAP	SECTOR 1	SECTOR 2	SECTOR 3	LAP TIME	MPH	DIFF	TIME OF DAY			
1 -	101.6	53.273	120.0	51.122	111.1	2:42.988	65.57	15.270	12:24:43.177	
2 -	46.616	101.2	52.782	117.3	51.125	111.8	2:30.523 (3)	71.00	2.805	12:27:13.700
3 -	46.775	104.5	52.979	119.8	50.631	111.8	2:30.385 (2)	71.07	2.667	12:29:44.085
4 -	45.270	105.1	52.039	118.1	50.409	111.6	2:27.718 (1)	72.35		12:32:11.803
5 -	45.880	105.1	53.076	111.6	52.215	112.0	2:31.171	70.70	3.453	12:34:42.974
6 -	48.222	99.7	54.175	117.7	52.925	112.2	2:35.322	68.81	7.604	12:37:18.296
7 -	47.486	104.2	54.128	113.7	52.780	106.0	2:34.394	69.22	6.676	12:39:52.690

P12 8 M1400 Martin WRIGHT		Dallara 301								
IDEAL LAP TIME : 2:28.674		BEST LAP TIME : 2:29.680		DIFFERENCE : 1.006						
LAP	SECTOR 1	SECTOR 2	SECTOR 3	LAP TIME	MPH	DIFF	TIME OF DAY			
1 -	90.5	56.863	108.5	54.468	116.1	2:54.886	61.11	25.206	12:24:55.075	
2 -	48.922	105.0	53.858	113.3	50.639	119.8	2:33.419	69.66	3.739	12:27:28.494
3 -	48.373	102.7	53.035	121.3	49.736	120.0	2:31.144	70.71	1.464	12:29:59.638
4 -	47.298	100.4	52.822	122.9	49.560	119.6	2:29.680 (1)	71.40		12:32:29.318
5 -	47.261	105.3	52.022	121.1	51.235	120.2	2:30.518 (3)	71.00	0.838	12:34:59.836
6 -	47.092	103.8	52.200	117.3	50.852	118.1	2:30.144 (2)	71.18	0.464	12:37:29.980

P13 55 F3 Paul BOOTH		Dallara F306								
IDEAL LAP TIME : 2:27.124		BEST LAP TIME : 2:28.929		DIFFERENCE : 1.805						
LAP	SECTOR 1	SECTOR 2	SECTOR 3	LAP TIME	MPH	DIFF	TIME OF DAY			
1 -	90.1	54.829	118.9	50.196	112.7	2:46.268	64.28	17.339	12:24:46.457	
2 -	46.091	93.3	52.430	119.6	50.991	112.9	2:29.512 (2)	71.48	0.583	12:27:15.969
3 -	46.991	97.5	52.549	121.5	50.497	114.1	2:30.037 (3)	71.23	1.108	12:29:46.006
4 -	46.241	104.0	53.273	118.9	49.415	114.1	2:28.929 (1)	71.76		12:32:14.935
5 -	46.853	96.5	51.618	123.5	1:11.889	112.2	2:50.360	62.73	21.431	12:35:05.295
6 -	47.192	94.2	52.503	104.0	50.934	97.5	2:30.629	70.95	1.700	12:37:35.924

P14 19 Classic Nick CATANZARO		Formula Vauxhall Lotus								
IDEAL LAP TIME : 2:40.349		BEST LAP TIME : 2:40.349		DIFFERENCE : 0.000						
LAP	SECTOR 1	SECTOR 2	SECTOR 3	LAP TIME	MPH	DIFF	TIME OF DAY			
1 -	89.7	56.085	104.6	55.387	112.0	2:52.011	62.13	11.662	12:24:52.200	
2 -	52.183	82.9	58.020	94.7	55.394	109.4	2:45.597	64.54	5.248	12:27:37.797
3 -	52.083	84.4	56.844	100.7	56.066	109.6	2:44.993	64.77	4.644	12:30:22.790
4 -	50.954	85.7	56.180	98.8	55.238	109.1	2:42.372 (2)	65.82	2.023	12:33:05.162
5 -	51.908	91.0	56.161	93.8	56.698	108.9	2:44.767 (3)	64.86	4.418	12:35:49.929
6 -	50.280	88.0	55.641	95.1	54.428	110.7	2:40.349 (1)	66.65		12:38:30.278

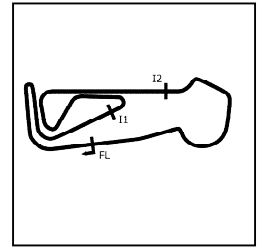
P15 64 Classic Marcus SHEARD		Reynard 883							
IDEAL LAP TIME : 2:39.893		BEST LAP TIME : 2:39.914		DIFFERENCE : 0.021					
LAP	SECTOR 1	SECTOR 2	SECTOR 3	LAP TIME	MPH	DIFF	TIME OF DAY		
1 -		56.878	112.2	54.672	110.0	2:54.700	61.17	14.786	12:24:54.889
2 -	52.019	56.343	111.2	1:02.139	110.9	2:50.501	62.68	10.587	12:27:45.390
3 -	52.112	56.492	117.9	54.813	108.7	2:43.417	65.40	3.503	12:30:28.807
4 -	51.417	55.814	119.6	54.803	109.1	2:42.034 (2)	65.96	2.120	12:33:10.841
5 -	50.887	56.621	117.5	55.088	108.7	2:42.596 (3)	65.73	2.682	12:35:53.437
6 -	50.908	55.783	122.4	53.223	111.2	2:39.914 (1)	66.83		12:38:33.351

Weather / Track : Cloudy / Damp

Snetterton 300
 Circuit Length = 2.9689 miles
 Start: 12:22 Flag 12:37 End: 12:39

Monoposto Mono F3 - Classic & Moto 1400

RACE 13 - SECTOR ANALYSIS



SECTOR 1 = FL to I1, SECTOR 2 = I1 to I2, SECTOR 3 = I2 to FL, DIFF = Difference To Personal Best Lap, P = Crossed Finish Line in Pit Lane, D = Time Disallowed

P16 33 F3		Lee FERN		Dallara F301						
IDEAL LAP TIME : 2:39.839		BEST LAP TIME : 2:41.888		DIFFERENCE : 2.049						
LAP	SECTOR 1	SECTOR 2	SECTOR 3	LAP TIME	MPH	DIFF	TIME OF DAY			
1 -		86.7	1:01.967	109.6	57.037	113.5	3:04.584	57.90	22.696	12:25:04.773
2 -	51.982	86.3	57.385	101.0	55.083	114.5	2:44.450 (2)	64.99	2.562	12:27:49.223
3 -	49.707	87.1	56.212	103.5	55.969	112.4	2:41.888 (1)	66.02		12:30:31.111
4 -	51.363	87.1	57.624	106.1	1:03.426	97.3	2:52.413	61.99	10.525	12:33:23.524
5 -	55.074	80.9	58.761	100.6	1:00.347	84.7	2:54.182	61.36	12.294	12:36:17.706
6 -	54.975	88.5	57.916	81.3	53.920	117.1	2:46.811 (3)	64.07	4.923	12:39:04.517

Monoposto Mono F3 - Classic & Moto 1400

RACE 13 - STATISTICS

Competitors Started 16
Planned Start 2019-07-28 @ 12:35:00.000
Actual Start 2019-07-28 @ 12:22:00.188
Finish Time 2019-07-28 @ 12:37:27.597
Track Length 2.9689mi.
Total Laps 107
Total Distance Covered 317.6735mi.

Session Fastest Lap History

NO	CL	NAME	LAP TIME	TIME OF DAY	LAP	VEHICLE
21	F3	Tony BISHOP	2:20.593	12:24:20.796	1	Dallara F304
94	F3	Ashley DIBDEN	2:12.343	12:26:33.714	2	Dallara F301
94	F3	Ashley DIBDEN	2:11.203	12:28:44.917	3	Dallara F301
94	F3	Ashley DIBDEN	2:10.311	12:30:55.227	4	Dallara F301

Session Leader History

NO	CL	NAME	FROM LAP	LAPS LED	DISTANCE	VEHICLE
21	F3	Tony BISHOP	1	1	2.96 miles	Dallara F304
94	F3	Ashley DIBDEN	2	6	17.81 miles	Dallara F301

Flag History

TYPE	TIME OF DAY
GREEN	12:22:00.188
FINISH	12:37:27.597

Flag Statistics

TYPE	COUNT	TOTAL LAPS	TOTAL TIME
Green	1	7	17:58.400
Red	0	0	0.000
Safety Car	0	0	0.000
FCY	0	0	0.000

Weather / Track : Cloudy / Damp

These results are provisional until the conclusion of any judicial and technical matters.

Snetterton 300

Circuit Length = 2.9689 miles

Start: 12:22 Flag 12:37 End: 12:39

Clerk Of Course :

Timekeeper :

Monoposto Mono F3 - Classic & Moto 1400

RACE 13 - STATISTICS

CLASS : F3

9 Starters

Fastest Lap History

NO	NAME	LAP TIME	TIME OF DAY	LAP	VEHICLE
21	Tony BISHOP	2:20.593	12:24:20.796	1	Dallara F304
94	Ashley DIBDEN	2:12.343	12:26:33.714	2	Dallara F301
94	Ashley DIBDEN	2:11.203	12:28:44.917	3	Dallara F301
94	Ashley DIBDEN	2:10.311	12:30:55.227	4	Dallara F301

Leader History

NO	NAME	FROM LAP	LAPS LED	DISTANCE	VEHICLE
94	Ashley DIBDEN	1	7	20.78 miles	Dallara F301

Weather / Track : Cloudy / Damp

These results are provisional until the conclusion of any judicial and technical matters.

Snetterton 300

Circuit Length = 2.9689 miles

Start: 12:22 Flag 12:37 End: 12:39

Clerk Of Course :

Timekeeper :

Monoposto Mono F3 - Classic & Moto 1400

RACE 13 - STATISTICS

CLASS : Classic

4 Starters

Fastest Lap History

NO	NAME	LAP TIME	TIME OF DAY	LAP	VEHICLE
27	James RIMMER	2:34.174	12:24:34.395	1	Dallara F392
27	James RIMMER	2:20.486	12:26:54.881	2	Dallara F392

Leader History

NO	NAME	FROM LAP	LAPS LED	DISTANCE	VEHICLE
27	James RIMMER	1	7	20.78 miles	Dallara F392

Weather / Track : Cloudy / Damp

These results are provisional until the conclusion of any judicial and technical matters.

Snetterton 300

Circuit Length = 2.9689 miles

Start: 12:22 Flag 12:37 End: 12:39

Clerk Of Course :

Timekeeper :

Monoposto Mono F3 - Classic & Moto 1400

RACE 13 - STATISTICS

CLASS : M1400

3 Starters

Fastest Lap History

NO	NAME	LAP TIME	TIME OF DAY	LAP	VEHICLE
3	Jason TIMMS	2:36.705	12:24:36.908	1	Dallara 301
3	Jason TIMMS	2:28.323	12:27:05.231	2	Dallara 301
7	Geoff FERN	2:28.191	12:27:09.114	2	Dallara 301
3	Jason TIMMS	2:25.845	12:29:31.076	3	Dallara 301
7	Geoff FERN	2:25.183	12:29:34.299	3	Dallara 301
3	Jason TIMMS	2:21.996	12:31:53.071	4	Dallara 301
7	Geoff FERN	2:21.993	12:31:56.292	4	Dallara 301
3	Jason TIMMS	2:21.343	12:34:14.415	5	Dallara 301
7	Geoff FERN	2:21.159	12:34:17.450	5	Dallara 301
3	Jason TIMMS	2:19.144	12:36:33.559	6	Dallara 301

Leader History

NO	NAME	FROM LAP	LAPS LED	DISTANCE	VEHICLE
3	Jason TIMMS	1	7	20.78 miles	Dallara 301

Weather / Track : Cloudy / Damp

These results are provisional until the conclusion of any judicial and technical matters.

Snetterton 300

Circuit Length = 2.9689 miles

Start: 12:22 Flag 12:37 End: 12:39


Clerk Of Course :

Timekeeper :

Monoposto Mono F3 - Classic & Moto 1400

RACE 18 - GRID (15 minutes)

ROW 8	15	19 Nick CATANZARO	16	33 Lee FERN
ROW 7	13	8 Martin WRIGHT	14	64 Marcus SHEARD
ROW 6	11	57 Edward GUEST	12	55 Paul BOOTH
ROW 5	9	7 Geoff FERN	10	27 James RIMMER
ROW 4	7	16 James LEDAMUN	8	3 Jason TIMMS
ROW 3	5	93 Mark HARRISON	6	31 Chris DAVISON
ROW 2	3	21 Tony BISHOP	4	10 Neil HARRISON
ROW 1	1	94 Ashley DIBDEN	2	90 Alex FORES
		Pole		



Snetterton 300
Circuit Length = 2.9689 miles

These results are provisional until the conclusion of any judicial and technical matters.

Clerk Of Course :	Steward :	Timekeeper :
-------------------	-----------	--------------

Monoposto Mono F3 - Classic & Moto 1400

RACE 18 - CLASSIFICATION

POS	NO	CL	PIC NAME	ENTRY	LAPS	TIME	GAP	DIFF	MPH	BEST	ON
1	93	F3	1 Mark HARRISON	Dallara F397	8	16:00.390			89.03	1:57.447	4
2	90	F3	2 Alex FORES	Dallara F301	8	16:02.961	2.571	2.571	88.79	1:58.181	7
3	3	M1400	1 Jason TIMMS	Dallara 301	8	16:17.610	17.220	14.649	87.46	1:57.676	7
4	94	F3	3 Ashley DIBDEN	Dallara F301	8	16:18.254	17.864	0.644	87.40	1:59.595	3
5	10	F3	4 Neil HARRISON	Dallara F302	8	16:34.262	33.872	16.008	85.99	2:01.633	4
6	31	F3	5 Chris DAVISON	Dallara F301	8	16:34.293	33.903	0.031	85.99	2:01.586	5
7	21	F3	6 Tony BISHOP	Dallara F304	8	16:46.015	45.625	11.722	84.99	2:03.997	5
8	16	F3	7 James LEDAMUN	Dallara F300	8	16:56.586	56.196	10.571	84.10	2:04.323	6
9	27	Classic	1 James RIMMER	Dallara F392	8	17:27.819	1:27.429	31.233	81.60	2:06.579	7
10	7	M1400	2 Geoff FERN	Dallara 301	8	17:32.266	1:31.876	4.447	81.25	2:08.465	6
11	8	M1400	3 Martin WRIGHT	Dallara 301	8	17:39.282	1:38.892	7.016	80.71	2:05.391	8
12	57	Classic	2 Edward GUEST	Anson SA3	8	17:58.164	1:57.774	18.882	79.30	2:10.970	4
13	19	Classic	3 Nick CATANZARO	Formula Vauxhall Lotus	8	18:10.936	2:10.546	12.772	78.37	2:13.213	7
14	64	Classic	4 Marcus SHEARD	Reynard 883	8	18:24.048	2:23.658	13.112	77.44	2:13.969	7

NOT CLASSIFIED

DNF	55	F3	Paul BOOTH	Dallara F306	7	15:57.998	1 Lap	1 Lap	78.09	2:12.523	7
-----	----	----	------------	--------------	---	-----------	-------	-------	-------	----------	---

FASTEST LAP

93	F3	Mark HARRISON	Dallara F397	4	1:57.447	91.00 mph	146.45 kph
3	M1400	Jason TIMMS	Dallara 301	7	1:57.676	90.82 mph	146.17 kph
27	Classic	James RIMMER	Dallara F392	7	2:06.579	84.43 mph	135.88 kph

Weather / Track : Cloudy / Drying

These results are provisional until the conclusion of any judicial and technical matters.

Snetterton 300

Circuit Length = 2.9689 miles

Start: 15:59 Flag 16:15 End: 16:18

Clerk Of Course :	Steward :	Timekeeper :
-------------------	-----------	--------------

Monoposto Mono F3 - Classic & Moto 1400

RACE 18 - BEST SECTORS

SECTOR 1			SECTOR 2			SECTOR 3			IDEAL / BEST COMPARISON						
POS	NO	NAME	TIME	NO	NAME	TIME	NO	NAME	TIME	POS	NO	NAME	IDEAL	BEST	DIFF
													PERFECT LAP	1:56.983	
1	93	HARRISON	36.183	93	HARRISON	41.630	90	FORES	39.170	1	93	HARRISON	1:56.985	1:57.447	0.462
2	90	FORES	36.704	3	TIMMS	41.714	93	HARRISON	39.172	2	3	TIMMS	1:57.657	1:57.676	0.019
3	3	TIMMS	36.711	90	FORES	41.985	3	TIMMS	39.232	3	90	FORES	1:57.859	1:58.181	0.322
4	94	DIBDEN	37.344	94	DIBDEN	42.500	94	DIBDEN	39.718	4	94	DIBDEN	1:59.562	1:59.595	0.033
5	31	DAVISON	37.924	10	HARRISON	42.755	31	DAVISON	40.334	5	31	DAVISON	2:01.253	2:01.586	0.333
6	21	BISHOP	38.362	31	DAVISON	42.995	10	HARRISON	40.462	6	10	HARRISON	2:01.633	2:01.633	0.000
7	10	HARRISON	38.416	21	BISHOP	43.964	21	BISHOP	40.679	7	21	BISHOP	2:03.005	2:03.997	0.992
8	16	LEDAMUN	38.552	16	LEDAMUN	44.308	16	LEDAMUN	41.191	8	16	LEDAMUN	2:04.051	2:04.323	0.272
9	8	WRIGHT	39.050	8	WRIGHT	44.328	8	WRIGHT	41.383	9	8	WRIGHT	2:04.761	2:05.391	0.630
10	27	RIMMER	40.068	27	RIMMER	44.766	27	RIMMER	41.606	10	27	RIMMER	2:06.440	2:06.579	0.139
11	7	FERN	40.299	7	FERN	44.890	7	FERN	42.975	11	7	FERN	2:08.164	2:08.465	0.301
12	57	GUEST	40.931	55	BOOTH	45.675	57	GUEST	44.019	12	57	GUEST	2:10.711	2:10.970	0.259
13	19	CATANZARO	41.319	57	GUEST	45.761	55	BOOTH	44.495	13	55	BOOTH	2:11.912	2:12.523	0.611
14	55	BOOTH	41.742	64	SHEARD	46.049	64	SHEARD	45.344	14	19	CATANZARO	2:13.187	2:13.213	0.026
15	64	SHEARD	42.176	19	CATANZARO	46.202	19	CATANZARO	45.666	15	64	SHEARD	2:13.569	2:13.969	0.400

Weather / Track : Cloudy / Drying

Results can be found at www.tsl-timing.com

Snetterton 300

Circuit Length = 2.9689 miles

Start: 15:59 Flag 16:15 End: 16:18

Printed - 16:20 Sunday, 28 July 2019

Monoposto Mono F3 - Classic & Moto 1400

RACE 18 - BEST SPEEDS

POS	INTERMEDIATE 1			INTERMEDIATE 2			FINISH LINE		
	NO	NAME	MPH	NO	NAME	MPH	NO	NAME	MPH
1	93	HARRISON	122.9	93	HARRISON	137.2	93	HARRISON	124.2
2	90	FORES	121.3	3	TIMMS	136.9	90	FORES	122.4
3	3	TIMMS	121.3	90	FORES	135.8	8	WRIGHT	121.5
4	8	WRIGHT	119.4	94	DIBDEN	134.2	3	TIMMS	121.1
5	10	HARRISON	118.3	8	WRIGHT	133.9	31	DAVISON	120.0
6	16	LEDAMUN	116.3	16	LEDAMUN	133.6	94	DIBDEN	119.1
7	27	RIMMER	116.1	31	DAVISON	132.6	10	HARRISON	118.9
8	21	BISHOP	115.5	21	BISHOP	130.0	16	LEDAMUN	118.3
9	57	GUEST	113.1	10	HARRISON	129.8	55	BOOTH	117.7
10	19	CATANZARO	112.5	27	RIMMER	129.5	21	BISHOP	117.5
11	55	BOOTH	111.6	55	BOOTH	128.0	27	RIMMER	116.5
12	7	FERN	110.7	64	SHEARD	127.0	19	CATANZARO	116.3
13				57	GUEST	126.3	57	GUEST	113.5
14				19	CATANZARO	125.2	64	SHEARD	112.5
15				7	FERN	122.2	7	FERN	111.2

Weather / Track : Cloudy / Drying

Results can be found at www.tsl-timing.com

Snetterton 300
Circuit Length = 2.9689 miles
Start: 15:59 Flag 16:15 End: 16:18

Printed - 16:20 Sunday, 28 July 2019

Monoposto Mono F3 - Classic & Moto 1400

RACE 18 - LAP CHART

LAP 1 @ 16:01:10.578			LAP 2 @ 16:03:10.252			LAP 3 @ 16:05:09.847			LAP 4 @ 16:07:10.449			LAP 5 @ 16:09:09.396		
NO	BEHIND	LAP TIME	NO	BEHIND	LAP TIME	NO	BEHIND	LAP TIME	NO	BEHIND	LAP TIME	NO	BEHIND	LAP TIME
94		2:07.603	94		1:59.674	94		1:59.595	94		2:00.602	93		1:57.869
90	1.811	2:09.414	90	2.075	1:59.938	90	2.064	1:59.584	90	0.619	1:59.157	90	1.435	1:59.763
21	4.055	2:11.658	93	5.166	2:00.099	93	4.233	1:58.662	93	1.078	1:57.447	94	2.570	2:01.517
93	4.741	2:12.344	21	9.716	2:05.335	3	11.397	2:00.074	3	11.705	2:00.910	3	14.248	2:01.490
10	6.170	2:13.773	10	9.999	2:03.503	10	12.835	2:02.431	10	13.866	2:01.633	10	17.546	2:02.627
31	6.441	2:14.044	3	10.918	2:01.995	21	14.380	2:04.259	31	17.480	2:03.544	31	20.119	2:01.586
16	6.898	2:14.501	31	11.439	2:04.672	31	14.538	2:02.694	21	19.097	2:05.319	21	24.147	2:03.997
3	8.597	2:16.200	16	12.670	2:05.446	16	17.459	2:04.384	16	21.662	2:04.805	16	27.578	2:04.863
7	12.314	2:19.917	7	25.481	2:12.841	27	38.283	2:12.157	27	45.436	2:07.755	27	54.282	2:07.793
57	14.318	2:21.921	27	25.721	2:10.336	7	39.290	2:13.404	7	47.471	2:08.783	7	58.778	2:10.254
27	15.059	2:22.662	57	27.610	2:12.966	57	40.525	2:12.510	57	50.893	2:10.970	57	1:05.301	2:13.355
19	19.103	2:26.706	19	34.738	2:15.309	19	51.462	2:16.319	19	1:05.591	2:14.731	8	1:14.135	2:07.459
64	20.146	2:27.749	64	35.696	2:15.224	64	53.673	2:17.572	8	1:05.623	2:12.509	19	1:21.752	2:15.108
55	20.980	2:28.583	55	36.694	2:15.388	8	53.716	2:14.588	64	1:07.338	2:14.267	64	1:23.403	2:15.012
8	24.622	2:32.225	8	38.723	2:13.775	55	54.027	2:16.928	55	1:09.436	2:16.011	55	1:25.925	2:15.436

Weather / Track : Cloudy / Drying

Snetterton 300

Circuit Length = 2.9689 miles

Start: 15:59 Flag 16:15 End: 16:18

Monoposto Mono F3 - Classic & Moto 1400

RACE 18 - LAP CHART

LAP 6 @ 16:11:07.043			LAP 7 @ 16:13:04.763			LAP 8 @ 16:15:03.365		
NO	BEHIND	LAP TIME	NO	BEHIND	LAP TIME	NO	BEHIND	LAP TIME
93		1:57.647	93		1:57.720	93		1:58.602
90	2.315	1:58.527	90	2.776	1:58.181	90	2.571	1:58.397
94	8.542	2:03.619	94	14.297	2:03.475	3	17.220	1:59.334
3	16.532	1:59.931	3	16.488	1:57.676	94	17.864	2:02.169
10	22.390	2:02.491	10	28.254	2:03.584	10	33.872	2:04.220
31	24.227	2:01.755	31	29.173	2:02.666	31	33.903	2:03.332
21	30.931	2:04.431	21	38.340	2:05.129	21	45.625	2:05.887
16	34.254	2:04.323	16	43.184	2:06.650	16	56.196	2:11.614
27	1:03.859	2:07.224	27	1:12.718	2:06.579	27	1:27.429	2:13.313
7	1:09.596	2:08.465	7	1:20.862	2:08.986	7	1:31.876	2:09.616
57	1:22.259	2:14.605	8	1:32.103	2:06.418	8	1:38.892	2:05.391
8	1:23.405	2:06.917	57	1:38.622	2:14.083	57	1:57.774	2:17.754
19	1:37.602	2:13.497	19	1:53.095	2:13.213	19	2:10.546	2:16.053
64	1:39.819	2:14.063	64	1:56.068	2:13.969	64	2:23.658	2:26.192
55	1:41.407	2:13.129	55	1:56.210	2:12.523			

Weather / Track : Cloudy / Drying

Monoposto Mono F3 - Classic & Moto 1400

RACE 18 - POSITION CHART

No	Name	Lap Pos	Lap							
			1	2	3	4	5	6	7	8
94	DIBDEN	1	94	94	94	94	93	93	93	93
90	FORES	2	90	90	90	90	90	90	90	90
21	BISHOP	3	21	93	93	93	94	94	94	3
10	HARRISON	4	93	21	3	3	3	3	3	94
93	HARRISON	5	10	10	10	10	10	10	10	10
31	DAVISON	6	31	3	21	31	31	31	31	31
16	LEDAMUN	7	16	31	31	21	21	21	21	21
3	TIMMS	8	3	16	16	16	16	16	16	16
7	FERN	9	7	7	27	27	27	27	27	27
27	RIMMER	10	57	27	7	7	7	7	7	7
57	GUEST	11	27	57	57	57	57	57	8	8
55	BOOTH	12	19	19	19	19	8	8	57	57
8	WRIGHT	13	64	64	64	8	19	19	19	19
64	SHEARD	14	55	55	8	64	64	64	64	64
19	CATANZARO	15	8	8	55	55	55	55	55	55

Weather / Track : Cloudy / Drying

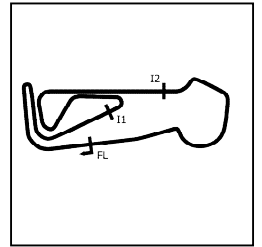
Results can be found at www.tsl-timing.com

Snetterton 300
 Circuit Length = 2.9689 miles
 Start: 15:59 Flag 16:15 End: 16:18

Printed - 16:20 Sunday, 28 July 2019

Monoposto Mono F3 - Classic & Moto 1400

RACE 18 - SECTOR ANALYSIS



SECTOR 1 = FL to I1, SECTOR 2 = I1 to I2, SECTOR 3 = I2 to FL, DIFF = Difference To Personal Best Lap, P = Crossed Finish Line in Pit Lane, D = Time Disallowed

P1		93 F3		Mark HARRISON			Dallara F397				
IDEAL LAP TIME : 1:56.985		BEST LAP TIME : 1:57.447			DIFFERENCE : 0.462						
LAP	SECTOR 1		SECTOR 2		SECTOR 3		LAP TIME	MPH	DIFF	TIME OF DAY	
1 -		117.5	44.126	135.5	40.863	123.3	2:12.344	80.75	14.897	16:01:15.319	
2 -	37.608	122.4	42.657	136.6	39.834	123.5	2:00.099	88.99	2.652	16:03:15.418	
3 -	37.340	121.7	42.150	137.2	39.172	123.5	1:58.662	90.07	1.215	16:05:14.080	
4 -	36.297	122.6	41.630	136.9	39.520	124.2	1:57.447 (1)	91.00		16:07:11.527	
5 -	36.183	122.9	42.085	136.9	39.601	122.9	1:57.869	90.67	0.422	16:09:09.396	
6 -	36.516	122.2	41.802	136.9	39.329	122.6	1:57.647 (2)	90.84	0.200	16:11:07.043	
7 -	36.390	122.4	42.086	136.1	39.244	122.9	1:57.720 (3)	90.79	0.273	16:13:04.763	
8 -	36.641	122.0	42.170	136.9	39.791	122.6	1:58.602	90.11	1.155	16:15:03.365	

P2		90 F3		Alex FORES			Dallara F301				
IDEAL LAP TIME : 1:57.859		BEST LAP TIME : 1:58.181			DIFFERENCE : 0.322						
LAP	SECTOR 1		SECTOR 2		SECTOR 3		LAP TIME	MPH	DIFF	TIME OF DAY	
1 -		119.8	43.653	135.5	40.189	120.9	2:09.414	82.58	11.233	16:01:12.389	
2 -	37.680	120.9	42.468	135.0	39.790	121.7	1:59.938	89.11	1.757	16:03:12.327	
3 -	37.544	120.4	42.309	135.5	39.731	121.7	1:59.584	89.37	1.403	16:05:11.911	
4 -	37.010	121.1	42.338	134.4	39.809	121.3	1:59.157	89.69	0.976	16:07:11.068	
5 -	37.326	121.3	43.255	135.2	39.182	122.0	1:59.763	89.24	1.582	16:09:10.831	
6 -	36.920	119.8	42.146	135.8	39.461	121.5	1:58.527 (3)	90.17	0.346	16:11:09.358	
7 -	36.888	121.3	42.123	135.0	39.170	121.5	1:58.181 (1)	90.43		16:13:07.539	
8 -	36.704	119.6	41.985	134.7	39.708	122.4	1:58.397 (2)	90.27	0.216	16:15:05.936	

P3		3 M1400		Jason TIMMS			Dallara 301				
IDEAL LAP TIME : 1:57.657		BEST LAP TIME : 1:57.676			DIFFERENCE : 0.019						
LAP	SECTOR 1		SECTOR 2		SECTOR 3		LAP TIME	MPH	DIFF	TIME OF DAY	
1 -			45.034	127.3	41.888	120.2	2:16.200	78.47	18.524	16:01:19.175	
2 -	38.597	108.2	43.306	135.8	40.092	121.1	2:01.995	87.61	4.319	16:03:21.170	
3 -	37.780	110.5	42.758	136.9	39.536	120.9	2:00.074	89.01	2.398	16:05:21.244	
4 -	38.056		42.664	135.5	40.190	120.4	2:00.910	88.39	3.234	16:07:22.154	
5 -	38.499		42.928	135.2	40.063	120.0	2:01.490	87.97	3.814	16:09:23.644	
6 -	37.054		41.982	135.8	40.895	120.0	1:59.931 (3)	89.11	2.255	16:11:23.575	
7 -	36.730	121.3	41.714	135.2	39.232	121.1	1:57.676 (1)	90.82		16:13:21.251	
8 -	36.711	120.0	42.433	136.3	40.190	119.8	1:59.334 (2)	89.56	1.658	16:15:20.585	

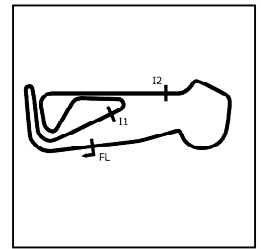
P4		94 F3		Ashley DIBDEN			Dallara F301				
IDEAL LAP TIME : 1:59.562		BEST LAP TIME : 1:59.595			DIFFERENCE : 0.033						
LAP	SECTOR 1		SECTOR 2		SECTOR 3		LAP TIME	MPH	DIFF	TIME OF DAY	
1 -			42.761	131.3	40.118	117.9	2:07.603	83.75	8.008	16:01:10.578	
2 -		37.344	42.560	131.5	39.770	118.3	1:59.674 (2)	89.30	0.079	16:03:10.252	
3 -	37.377		42.500	132.1	39.718	118.9	1:59.595 (1)	89.36		16:05:09.847	
4 -	37.494		42.844	131.0	40.264	117.7	2:00.602 (3)	88.62	1.007	16:07:10.449	
5 -	38.192		43.138	134.2	40.187	119.1	2:01.517	87.95	1.922	16:09:11.966	
6 -	38.045		44.599	132.1	40.975	118.1	2:03.619	86.45	4.024	16:11:15.585	
7 -	39.150		43.416	131.3	40.909	117.9	2:03.475	86.56	3.880	16:13:19.060	
8 -	38.175		43.426	133.1	40.568	119.1	2:02.169	87.48	2.574	16:15:21.229	

Weather / Track : Cloudy / Drying

Snetterton 300
Circuit Length = 2.9689 miles
Start: 15:59 Flag 16:15 End: 16:18

Monoposto Mono F3 - Classic & Moto 1400

RACE 18 - SECTOR ANALYSIS



SECTOR 1 = FL to I1, SECTOR 2 = I1 to I2, SECTOR 3 = I2 to FL, DIFF = Difference To Personal Best Lap, P = Crossed Finish Line in Pit Lane, D = Time Disallowed

P5		10 F3		Neil HARRISON			Dallara F302			
IDEAL LAP TIME : 2:01.633		BEST LAP TIME : 2:01.633			DIFFERENCE : 0.000					
LAP	SECTOR 1		SECTOR 2		SECTOR 3		LAP TIME	MPH	DIFF	TIME OF DAY
1 -		112.0	44.894	128.5	41.198	117.1	2:13.773	79.89	12.140	16:01:16.748
2 -	39.577	118.1	43.189	129.0	40.737	118.9	2:03.503	86.54	1.870	16:03:20.251
3 -	38.461	117.9	43.306	129.8	40.664	117.5	2:02.431 (2)	87.29	0.798	16:05:22.682
4 -	38.416	118.3	42.755	128.8	40.462	116.9	2:01.633 (1)	87.87		16:07:24.315
5 -	38.688	117.5	42.817	128.5	41.122	116.7	2:02.627	87.15	0.994	16:09:26.942
6 -	38.430	117.5	43.333	129.5	40.728	117.1	2:02.491 (3)	87.25	0.858	16:11:29.433
7 -	38.605	116.5	43.617	129.3	41.362	117.3	2:03.584	86.48	1.951	16:13:33.017
8 -	38.794	116.9	43.884	129.0	41.542	116.9	2:04.220	86.04	2.587	16:15:37.237

P6		31 F3		Chris DAVISON			Dallara F301			
IDEAL LAP TIME : 2:01.253		BEST LAP TIME : 2:01.586			DIFFERENCE : 0.333					
LAP	SECTOR 1		SECTOR 2		SECTOR 3		LAP TIME	MPH	DIFF	TIME OF DAY
1 -			44.605	132.6	41.398	120.0	2:14.044	79.73	12.458	16:01:17.019
2 -	39.975		44.212	131.3	40.485	119.6	2:04.672	85.72	3.086	16:03:21.691
3 -	38.555		43.391	132.6	40.748	119.8	2:02.694	87.11	1.108	16:05:24.385
4 -	38.495		44.130	130.5	40.919	117.9	2:03.544	86.51	1.958	16:07:27.929
5 -	37.924		42.995	131.0	40.667	111.8	2:01.586 (1)	87.90		16:09:29.515
6 -	38.339		43.082	131.8	40.334	117.7	2:01.755 (2)	87.78	0.169	16:11:31.270
7 -	38.297		43.836	130.3	40.533	117.9	2:02.666 (3)	87.13	1.080	16:13:33.936
8 -	38.260		43.783	132.1	41.289	117.5	2:03.332	86.66	1.746	16:15:37.268

P7		21 F3		Tony BISHOP			Dallara F304			
IDEAL LAP TIME : 2:03.005		BEST LAP TIME : 2:03.997			DIFFERENCE : 0.992					
LAP	SECTOR 1		SECTOR 2		SECTOR 3		LAP TIME	MPH	DIFF	TIME OF DAY
1 -		115.1	44.318	128.5	40.751	115.5	2:11.658	81.18	7.661	16:01:14.633
2 -	39.065	115.5	44.942	126.6	41.328	116.1	2:05.335	85.27	1.338	16:03:19.968
3 -	38.683	114.5	44.897	130.0	40.679	116.5	2:04.259 (2)	86.01	0.262	16:05:24.227
4 -	38.362	115.5	44.974	128.8	41.983	115.9	2:05.319	85.28	1.322	16:07:29.546
5 -	38.654	114.9	44.056	129.0	41.287	116.1	2:03.997 (1)	86.19		16:09:33.543
6 -	38.641	114.7	44.296	129.5	41.494	116.5	2:04.431 (3)	85.89	0.434	16:11:37.974
7 -	38.992	115.1	43.964	129.5	42.173	115.9	2:05.129	85.41	1.132	16:13:43.103
8 -	39.545	112.0	44.929	130.0	41.413	117.5	2:05.887	84.90	1.890	16:15:48.990

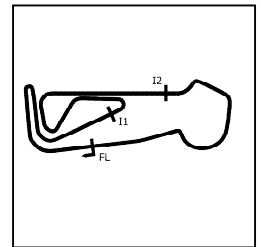
P8		16 F3		James LEDAMUN			Dallara F300			
IDEAL LAP TIME : 2:04.051		BEST LAP TIME : 2:04.323			DIFFERENCE : 0.272					
LAP	SECTOR 1		SECTOR 2		SECTOR 3		LAP TIME	MPH	DIFF	TIME OF DAY
1 -		109.4	44.684	133.6	41.191	117.5	2:14.501	79.46	10.178	16:01:17.476
2 -	39.899	112.4	44.308	128.5	41.239	118.3	2:05.446	85.20	1.123	16:03:22.922
3 -	38.646	115.5	44.506	129.8	41.232	117.3	2:04.384 (2)	85.92	0.061	16:05:27.306
4 -	39.116	114.1	44.386	130.3	41.303	116.9	2:04.805 (3)	85.63	0.482	16:07:32.111
5 -	38.582	114.1	44.842	129.0	41.439	111.8	2:04.863	85.59	0.540	16:09:36.974
6 -	38.552	115.3	44.460	131.0	41.311	116.5	2:04.323 (1)	85.97		16:11:41.297
7 -	39.001	116.3	44.843	129.5	42.806	115.3	2:06.650	84.39	2.327	16:13:47.947
8 -	40.684	110.1	46.742	128.5	44.188	114.5	2:11.614	81.20	7.291	16:15:59.561

Weather / Track : Cloudy / Drying

Snetterton 300
Circuit Length = 2.9689 miles
Start: 15:59 Flag 16:15 End: 16:18

Monoposto Mono F3 - Classic & Moto 1400

RACE 18 - SECTOR ANALYSIS



SECTOR 1 = FL to I1, SECTOR 2 = I1 to I2, SECTOR 3 = I2 to FL, DIFF = Difference To Personal Best Lap, P = Crossed Finish Line in Pit Lane, D = Time Disallowed

P9		27 Classic James RIMMER		Dallara F392						
IDEAL LAP TIME : 2:06.440		BEST LAP TIME : 2:06.579		DIFFERENCE : 0.139						
LAP	SECTOR 1	SECTOR 2	SECTOR 3	LAP TIME	MPH	DIFF	TIME OF DAY			
1 -		112.2	46.982	128.0	43.222	113.9	2:22.662	74.91	16.083	16:01:25.637
2 -	41.768	112.9	45.690	128.8	42.878	116.5	2:10.336	82.00	3.757	16:03:35.973
3 -	42.269	113.3	46.712	128.0	43.176	114.7	2:12.157	80.87	5.578	16:05:48.130
4 -	40.811	114.7	45.125	127.8	41.819	114.3	2:07.755 (3)	83.66	1.176	16:07:55.885
5 -	40.854	114.3	45.028	128.8	41.911	115.1	2:07.793	83.63	1.214	16:10:03.678
6 -	40.530	116.1	44.766	129.0	41.928	114.5	2:07.224 (2)	84.00	0.645	16:12:10.902
7 -	40.068	115.1	44.905	129.5	41.606	114.9	2:06.579 (1)	84.43		16:14:17.481
8 -	41.914	106.6	46.201	127.5	45.198	96.5	2:13.313	80.17	6.734	16:16:30.794

P10		7 M1400 Geoff FERN		Dallara 301						
IDEAL LAP TIME : 2:08.164		BEST LAP TIME : 2:08.465		DIFFERENCE : 0.301						
LAP	SECTOR 1	SECTOR 2	SECTOR 3	LAP TIME	MPH	DIFF	TIME OF DAY			
1 -		105.1	46.016	121.3	43.892	109.2	2:19.917	76.38	11.452	16:01:22.892
2 -	41.582	107.3	46.492	120.9	44.767	110.9	2:12.841	80.45	4.376	16:03:35.733
3 -	42.931	106.8	46.726	118.5	43.747	111.2	2:13.404	80.11	4.939	16:05:49.137
4 -	40.299	106.0	45.476	120.2	43.008	110.5	2:08.783 (2)	82.99	0.318	16:07:57.920
5 -	40.507	109.1	44.890	116.7	44.857	109.2	2:10.254	82.05	1.789	16:10:08.174
6 -	40.533	110.0	44.957	118.7	42.975	110.1	2:08.465 (1)	83.19		16:12:16.639
7 -	40.564	110.7	45.255	122.0	43.167	110.3	2:08.986 (3)	82.86	0.521	16:14:25.625
8 -	40.397	109.1	45.656	122.2	43.563	110.9	2:09.616	82.45	1.151	16:16:35.241

P11		8 M1400 Martin WRIGHT		Dallara 301						
IDEAL LAP TIME : 2:04.761		BEST LAP TIME : 2:05.391		DIFFERENCE : 0.630						
LAP	SECTOR 1	SECTOR 2	SECTOR 3	LAP TIME	MPH	DIFF	TIME OF DAY			
1 -		112.7	48.071	124.0	46.067	120.6	2:32.225	70.21	26.834	16:01:35.200
2 -	42.035	117.5	47.362	130.0	44.378	121.5	2:13.775	79.89	8.384	16:03:48.975
3 -	42.090	108.9	47.691	120.2	44.807	120.9	2:14.588	79.41	9.197	16:06:03.563
4 -	40.532	117.5	46.235	122.0	45.742	121.5	2:12.509	80.65	7.118	16:08:16.072
5 -	40.204	117.3	45.054	133.1	42.201	120.9	2:07.459	83.85	2.068	16:10:23.531
6 -	39.825	119.4	44.891	132.6	42.201	121.1	2:06.917 (3)	84.21	1.526	16:12:30.448
7 -	40.045	116.9	44.990	133.1	41.383	121.1	2:06.418 (2)	84.54	1.027	16:14:36.866
8 -	39.050	118.7	44.328	133.9	42.013	120.6	2:05.391 (1)	85.23		16:16:42.257

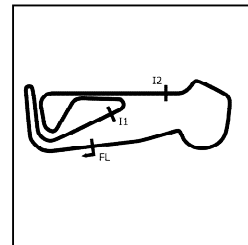
P12		57 Classic Edward GUEST		Anson SA3						
IDEAL LAP TIME : 2:10.711		BEST LAP TIME : 2:10.970		DIFFERENCE : 0.259						
LAP	SECTOR 1	SECTOR 2	SECTOR 3	LAP TIME	MPH	DIFF	TIME OF DAY			
1 -		108.5	46.704	126.3	44.823	113.1	2:21.921	75.30	10.951	16:01:24.896
2 -	41.339	113.1	46.809	125.2	44.818	108.7	2:12.966 (3)	80.38	1.996	16:03:37.862
3 -	41.795	112.5	46.696	124.2	44.019	113.3	2:12.510 (2)	80.65	1.540	16:05:50.372
4 -	40.931	112.7	45.761	126.3	44.278	113.3	2:10.970 (1)	81.60		16:08:01.342
5 -	41.340	111.6	46.188	126.1	45.827	108.2	2:13.355	80.14	2.385	16:10:14.697
6 -	41.862	112.4	47.135	122.0	45.608	113.5	2:14.605	79.40	3.635	16:12:29.302
7 -	40.990	112.5	47.099	121.1	45.994	108.9	2:14.083	79.71	3.113	16:14:43.385
8 -	41.795	112.2	47.653	123.3	48.306	107.2	2:17.754	77.58	6.784	16:17:01.139

Weather / Track : Cloudy / Drying

Snetterton 300
Circuit Length = 2.9689 miles
Start: 15:59 Flag 16:15 End: 16:18

Monoposto Mono F3 - Classic & Moto 1400

RACE 18 - SECTOR ANALYSIS



SECTOR 1 = FL to I1, SECTOR 2 = I1 to I2, SECTOR 3 = I2 to FL, DIFF = Difference To Personal Best Lap, P = Crossed Finish Line in Pit Lane, D = Time Disallowed

P13 19 Classic Nick CATANZARO			Formula Vauxhall Lotus							
IDEAL LAP TIME : 2:13.187		BEST LAP TIME : 2:13.213		DIFFERENCE : 0.026						
LAP	SECTOR 1	SECTOR 2	SECTOR 3	LAP TIME	MPH	DIFF	TIME OF DAY			
1 -	106.5	47.320	116.1	45.823	114.7	2:26.706	72.85	13.493	16:01:29.681	
2 -	41.777	110.7	46.984	117.7	46.548	114.5	2:15.309	78.99	2.096	16:03:44.990
3 -	42.099	108.9	47.012	119.6	47.208	114.5	2:16.319	78.40	3.106	16:06:01.309
4 -	41.801	109.4	46.744	125.2	46.186	115.3	2:14.731 (3)	79.32	1.518	16:08:16.040
5 -	41.704	110.1	47.004	117.3	46.400	114.7	2:15.108	79.10	1.895	16:10:31.148
6 -	41.319	112.0	46.256	120.9	45.922	114.5	2:13.497 (2)	80.06	0.284	16:12:44.645
7 -	41.345	111.1	46.202	122.2	45.666	116.3	2:13.213 (1)	80.23		16:14:57.858
8 -	41.409	112.5	46.991	119.8	47.653	113.3	2:16.053	78.55	2.840	16:17:13.911

P14 64 Classic Marcus SHEARD			Reynard 883							
IDEAL LAP TIME : 2:13.569		BEST LAP TIME : 2:13.969		DIFFERENCE : 0.400						
LAP	SECTOR 1	SECTOR 2	SECTOR 3	LAP TIME	MPH	DIFF	TIME OF DAY			
1 -		48.064	117.1	46.491	111.2	2:27.749	72.33	13.780	16:01:30.724	
2 -	42.855		46.878	126.3	45.491	111.1	2:15.224	79.03	1.255	16:03:45.948
3 -	42.896		47.556	124.7	47.120	110.3	2:17.572	77.69	3.603	16:06:03.520
4 -	42.542		46.241	125.4	45.484	112.5	2:14.267 (3)	79.60	0.298	16:08:17.787
5 -	42.486		46.711	121.5	45.815	111.6	2:15.012	79.16	1.043	16:10:32.799
6 -	42.176		46.543	124.0	45.344	112.4	2:14.063 (2)	79.72	0.094	16:12:46.862
7 -	42.189		46.049	127.0	45.731	111.6	2:13.969 (1)	79.78		16:15:00.831
8 -	42.834		50.907	96.5	52.451	103.0	2:26.192	73.10	12.223	16:17:27.023

P15 55 F3 Paul BOOTH			Dallara F306							
IDEAL LAP TIME : 2:11.912		BEST LAP TIME : 2:12.523		DIFFERENCE : 0.611						
LAP	SECTOR 1	SECTOR 2	SECTOR 3	LAP TIME	MPH	DIFF	TIME OF DAY			
1 -		107.2	48.416	114.7	45.657	111.4	2:28.583	71.93	16.060	16:01:31.558
2 -	42.874	106.5	47.483	125.6	45.031	114.7	2:15.388 (3)	78.94	2.865	16:03:46.946
3 -	43.689	103.5	47.284	124.9	45.955	112.0	2:16.928	78.05	4.405	16:06:03.874
4 -	43.753	101.9	47.120	122.0	45.138	116.3	2:16.011	78.58	3.488	16:08:19.885
5 -	42.194	109.4	47.662	119.4	45.580	116.1	2:15.436	78.91	2.913	16:10:35.321
6 -	41.742	105.5	46.892	127.5	44.495	117.7	2:13.129 (2)	80.28	0.606	16:12:48.450
7 -	41.762	111.6	45.675	128.0	45.086	112.0	2:12.523 (1)	80.65		16:15:00.973

Monoposto Mono F3 - Classic & Moto 1400

RACE 18 - STATISTICS

Competitors Started 15
Planned Start 2019-07-28 @ 15:55:00.000
Actual Start 2019-07-28 @ 15:59:02.974
Finish Time 2019-07-28 @ 16:15:03.017
Track Length 2.9689mi.
Total Laps 119
Total Distance Covered 353.3004mi.

Session Fastest Lap History

NO	CL	NAME	LAP TIME	TIME OF DAY	LAP	VEHICLE
94	F3	Ashley DIBDEN	2:07.603	16:01:10.591	1	Dallara F301
94	F3	Ashley DIBDEN	1:59.674	16:03:10.267	2	Dallara F301
94	F3	Ashley DIBDEN	1:59.595	16:05:09.860	3	Dallara F301
90	F3	Alex FORES	1:59.584	16:05:11.922	3	Dallara F301
93	F3	Mark HARRISON	1:58.662	16:05:14.111	3	Dallara F397
93	F3	Mark HARRISON	1:57.447	16:07:11.527	4	Dallara F397

Session Leader History

NO	CL	NAME	FROM LAP	LAPS LED	DISTANCE	VEHICLE
94	F3	Ashley DIBDEN	1	4	11.87 miles	Dallara F301
93	F3	Mark HARRISON	5	4	11.87 miles	Dallara F397

Flag History

TYPE	TIME OF DAY
GREEN	15:59:02.974
FINISH	16:15:03.017

Flag Statistics

TYPE	COUNT	TOTAL LAPS	TOTAL TIME
Green	1	8	19:22.186
Red	0	0	0.000
Safety Car	0	0	0.000
FCY	0	0	0.000

Weather / Track : Cloudy / Drying

These results are provisional until the conclusion of any judicial and technical matters.

Snetterton 300

Circuit Length = 2.9689 miles

Start: 15:59 Flag 16:15 End: 16:18

Clerk Of Course :

Timekeeper :

Monoposto Mono F3 - Classic & Moto 1400

RACE 18 - STATISTICS

CLASS : F3

8 Starters

Fastest Lap History

NO	NAME	LAP TIME	TIME OF DAY	LAP	VEHICLE
94	Ashley DIBDEN	2:07.603	16:01:10.591	1	Dallara F301
94	Ashley DIBDEN	1:59.674	16:03:10.267	2	Dallara F301
94	Ashley DIBDEN	1:59.595	16:05:09.860	3	Dallara F301
90	Alex FORES	1:59.584	16:05:11.922	3	Dallara F301
93	Mark HARRISON	1:58.662	16:05:14.111	3	Dallara F397
93	Mark HARRISON	1:57.447	16:07:11.527	4	Dallara F397

Leader History

NO	NAME	FROM LAP	LAPS LED	DISTANCE	VEHICLE
94	Ashley DIBDEN	1	4	11.87 miles	Dallara F301
93	Mark HARRISON	5	4	11.87 miles	Dallara F397

Weather / Track : Cloudy / Drying

These results are provisional until the conclusion of any judicial and technical matters.

Snetterton 300

Circuit Length = 2.9689 miles

Start: 15:59 Flag 16:15 End: 16:18

Clerk Of Course :

Timekeeper :

Monoposto Mono F3 - Classic & Moto 1400

RACE 18 - STATISTICS

CLASS : Classic

4 Starters

Fastest Lap History

NO	NAME	LAP TIME	TIME OF DAY	LAP	VEHICLE
57	Edward GUEST	2:21.921	16:01:24.896	1	Anson SA3
27	James RIMMER	2:10.336	16:03:36.004	2	Dallara F392
27	James RIMMER	2:07.755	16:07:55.917	4	Dallara F392
27	James RIMMER	2:07.224	16:12:10.933	6	Dallara F392
27	James RIMMER	2:06.579	16:14:17.512	7	Dallara F392

Leader History

NO	NAME	FROM LAP	LAPS LED	DISTANCE	VEHICLE
57	Edward GUEST	1	1	2.96 miles	Anson SA3
27	James RIMMER	2	7	20.78 miles	Dallara F392

Weather / Track : Cloudy / Drying

These results are provisional until the conclusion of any judicial and technical matters.

Snetterton 300

Circuit Length = 2.9689 miles

Start: 15:59 Flag 16:15 End: 16:18

Clerk Of Course :

Timekeeper :

Monoposto Mono F3 - Classic & Moto 1400

RACE 18 - STATISTICS

CLASS : M1400

3 Starters

Fastest Lap History

NO	NAME	LAP TIME	TIME OF DAY	LAP	VEHICLE
3	Jason TIMMS	2:16.200	16:01:19.189	1	Dallara 301
3	Jason TIMMS	2:01.995	16:03:21.183	2	Dallara 301
3	Jason TIMMS	2:00.074	16:05:21.257	3	Dallara 301
3	Jason TIMMS	1:59.931	16:11:23.589	6	Dallara 301
3	Jason TIMMS	1:57.676	16:13:21.266	7	Dallara 301

Leader History

NO	NAME	FROM LAP	LAPS LED	DISTANCE	VEHICLE
3	Jason TIMMS	1	8	23.75 miles	Dallara 301

Weather / Track : Cloudy / Drying

These results are provisional until the conclusion of any judicial and technical matters.

Snetterton 300

Circuit Length = 2.9689 miles

Start: 15:59 Flag 16:15 End: 16:18

Clerk Of Course :

Timekeeper :