

# **MONO** **CHAMPIONSHIP**

## **ENTRY PACK**

**Rounds 11 & 12**  
**17<sup>th</sup> – 18<sup>th</sup> August 2019**

### **Silverstone GP**

*Towcester, Northamptonshire, NN12 8TN*

Enclosed:

- Final Instructions
- Supplementary Regulations
- Paddock Plan
- Timetables
- Entry List
- Season Briefing Notes
- MSVR Safety Bulletin
- Site Map

Thank you for entering rounds 11 & 12 of the 2019 Monoposto Championship at Silverstone. We will be using the full GP circuit for this meeting. Please find enclosed in this entry pack all of the information that you need for the meeting. Make sure you read all of this information carefully.

#### **Format:**

This meeting will use the double header format. There will be one qualifying and two races across the weekend with all classes on one grid. Your fastest time in the first race will set the grid for the second race.

#### **Drivers' Briefing:**

**The drivers' briefing will not be held at the time indicated on the timetable** due to the close proximity to the scrutineering time. It will instead be held at 11am in the briefing room. This is after the qualifying sessions so any drivers who are either new to the circuit and/or new to the club will need to see Terry Scannell, our Clerk of the Course, before qualifying for an extra briefing.

Terry Scannell has asked all drivers to be aware of the following for qualifying:

Cars will be released from Assembly onto the track at Brooklands. All competitors need to be aware of the other traffic on the circuit and the speed differentials between them, whilst ensuring that they all manage to get their minimum of three laps in to qualify.

The other very important factor for qualifying is the adherence to track limits, especially at corners such as Copse, and that competitors do not use the run off areas - otherwise the lap times will be taken away during the qualifying session.

#### **Start Procedure:**

The start procedure for our races this weekend differs from what is stated in the final instructions. We will be having a **Rolling Start for both races** and the countdown will commence in the assembly area.

All cars will follow the Safety Car from Assembly to commence the Rolling Start green flag lap. Towards the end of the green flag lap all cars will need to proceed in 2 by 2 formation until the red lights go out on the startline gantry to indicate the start of the race.

**You will not stop on the grid prior to either the green flag lap or the race start.**

#### **Drivers Forum:**

We will be holding the annual drivers discussion/forum on Saturday at 5pm in the garage directly under the Race Control building. If you have any topics that you want put forward for discussion, please email them to [rachel@monoposto.co.uk](mailto:rachel@monoposto.co.uk)

#### **Parking Arrangements:**

The paddock will be available to access on Thursday from 7pm for those who are testing on Friday and on Friday from 7pm for those who are not testing. Please be considerate with how you park and arrange your rig so that we can keep our competitors close together. All non-working vehicles/trailers should be parked out of the way.

### **Mono Hub:**

The Mono Hub will be located in the white pop-up next to the AViT truck for this meeting. Complimentary tea, coffee and biscuits will be served from the Hub over the weekend. All Monoposto competitors and their teams are welcome to join us in the hub.

Tickets for the Annual BBQ and Baking Grand Prix will be available to purchase from the hub this weekend. The BBQ will be held at Brands Hatch on Saturday 31<sup>st</sup> August and is always a great event. Tickets are £15 per person and it is essential to let us know if you and your team plan to attend.

### **Annual Trophies:**

If you were lucky enough to win one of our annual trophies last year and will not be attending the remaining meetings this season, please bring the trophy with you to Silverstone and return it to Rachel ready for it to be presented to the 2019 winner.

### **A Note from Silverstone:**

Abuse of the passes will not be tolerated (bringing a party through the gate then taking passes off them and going back out to give to someone else). If security sees this happening at the main gate we (Silverstone) reserve the right to deny entry for the next group.

(If you need extra passes for the weekend, please come and see Rachel as we always have a few spares in the Monoposto Hub.)

### **Trophies:**

This year we are giving away stickers for competitors coming 1<sup>st</sup>, 2<sup>nd</sup> or 3<sup>rd</sup> in their class. These will be given, along with trophies, during the prizegivings detailed on the timetable. Some competitors expressed a preference to recycle trophies so if you do not want to keep a trophy please return it after the prizegiving and it will be reused.

### **Paddock Massages:**

Emma Cliffe will be offering massages to drivers and their team members on a friends and family basis to raise money for the President's Charity. If you would be interested in having a massage over the weekend, please contact Emma directly for more information: [emmalcliffe@gmail.com](mailto:emmalcliffe@gmail.com)

### **Useful Contacts:**

For all event enquiries, issues or championship information please contact the Championship Coordinator, Rachel Lovett, on 07894 010132.


### **Nearest Fuel Stations:**

There is a fuel station at the circuit. The nearest ones outside the circuit are:

BP (4.6 miles) A43 North Bound, Towcester, NN12 8UA

Shell (5.7 miles) Watling Street, Towcester, NN12 6HN

BRDC British F3 Championships  
17/18 August 2019 - Silverstone GP  
Timetable - Issue THREE

SATURDAY 17 August 2019																		
Championship	Session	Event	Mins	Down time	Start	Finish	sign on	where	scrutineer	where	briefing	where						
Radical Challenge Championship	1	Qualifying	00:20	00:10	09:00	09:20	07:00	Race Centre	07:30	In Situ	08:00	Race Centre						
GT Cup Championship	2	Practice	00:15	00:10	09:30	09:45	07:30	Race Centre	08:00	Garages	08:30	Race Centre						
Monoposto Championship	3	Qualifying	00:20	00:10	09:55	10:15	08:00	Race Admin	08:30	In Situ	09:15	Monoposto Hub						
BRDC British F3 Championship	4	Qualifying	00:20	00:10	10:25	10:45	08:30	Briefing Room	08:50	Garages	08:35	Briefing Room						
GT Cup Championship	5	Qualifying	00:15	00:10	10:55	11:10	 <p>Competitors are invited to sign-on for the weekend in race admin on Friday from 15:00 until 17:30</p>											
Radical Challenge Championship	6	Race 1	00:50		11:20	12:10												
Lunch			01:00		12:10	13:10												
GT Cup Championship	7	Race 2	00:25	00:15	13:10	13:35												
Monoposto Championship	8	Race 3	00:20	00:15	13:50	14:10												
BRDC British F3 Championship	9	Race 4	00:20	00:15	14:25	14:45												
Radical Challenge Championship	10	Race 5	00:20	00:10	15:00	15:20												
F3 Cup Championship	11	Qualifying	00:20	00:10	15:30	15:50							13:30	Race Admin	14:00	Garages	14:30	Briefing Room
GT Cup Championship	12	Race 6	00:50		16:00	16:50												
<b>Garages: BRDC British F3, GT Cup</b>																		
<small>ALL TIMES ARE PROVISIONAL &amp; MAY BE CHANGED WITHOUT NOTICE. IT IS THE COMPETITORS RESPONSIBILITY TO WATCH THE PROGRESS OF THE MEETING &amp; TO BE IN THE ASSEMBLY AREA NO LATER THAN 20 MINUTES PRIOR TO THE START OF THE QUALIFYING OR RACE. FAILURE TO COMPLY MAY RESULT IN SPACE BEING GIVEN TO RESERVES. IN IDEAL CONDITIONS THE QUALIFYING OR RACING PROGRAMME MAY BE BROUGHT FORWARD BY UP TO 20 MINUTES.</small>																		

BRDC British F3 Championships  
17/18 August 2019 - Silverstone GP  
Timetable - Issue THREE

SUNDAY 18 August 2019												
Championship	Session	Event	Mins	Down time	Start	Finish	sign on	where	scrutineer	where	briefing	where
Monoposto Championship	13	Race 7	00:20	00:15	09:10	09:30						
GT Cup Championship	14	Practice	00:15	00:10	09:45	10:00						
BRDC British F3 Championship	15	Race 8	00:20	00:10	10:10	10:30						
F3 Cup Championship	16	Race 9	00:20	00:15	10:40	11:00						
GT Cup Championship	17	Qualifying	00:15	00:10	11:15	11:30						
MSVT Trackday Trophy	18	Qualifying	00:30	00:15	11:40	12:10	09:30	Race Centre	10:00	Garages	10:30	Briefing Room
Radical Challenge Championsip	19	Race 10	00:50		12:25	13:15						
Lunch			01:00		13:15	14:15						
GT Cup Championship	20	Race 11	00:25	00:15	14:15	14:40						
BRDC British F3 Championship	21	Race 12	00:20	00:15	14:55	15:15						
F3 Cup Championship	22	Race 13	00:20	00:15	15:30	15:50						
GT Cup Championship	23	Race 14	00:50	00:15	16:05	16:55						
MSVT Trackday Trophy	24	Race 15	00:45		17:10	17:55						
Garages: BRDC British F3, GT Cup												
<small>ALL TIMES ARE PROVISIONAL &amp; MAY BE CHANGED WITHOUT NOTICE. IT IS THE COMPETITORS RESPONSIBILITY TO WATCH THE PROGRESS OF THE MEETING &amp; TO BE IN THE ASSEMBLY AREA NO LATER THAN 20 MINUTES PRIOR TO THE START OF THE QUALIFYING OR RACE. FAILURE TO COMPLY MAY RESULT IN SPACE BEING GIVEN TO RESERVES. IN IDEAL CONDITIONS THE QUALIFYING OR RACING PROGRAMME MAY BE BROUGHT FORWARD BY UP TO 20 MINUTES.</small>												



# Monoposto Timetable

## *Silverstone GP*

**Saturday 17<sup>th</sup> August**

<b>Event</b>	<b>Time</b>	<b>Location</b>
Signing On	From 7am	Race Admin
Scrutineering	8.30am	In Situ
Qualifying	9.55 – 10.15am	
Briefing	11am	Briefing Room
Race	1.50 – 2.10pm	
Prize Giving	3pm	Mono Hub

**Sunday 18<sup>th</sup> August**

<b>Event</b>	<b>Time</b>	<b>Location</b>
Race	9.10 – 9.30am	
Prize Giving	10am	Mono Hub

**Competitors need to be in the assembly area**

**20 minutes prior to the start of each session**

Please note that timings are provisional and it is possible for times to deviate from the timetable, dependent on the conduct of the event and the other races



## Monoposto Championship

Rounds 11 & 12

Silverstone GP

17-18 August 2019

Entry List V3

First Name	Last Name	Hometown	Race Number	Team or Sponsor	Class	Car	Car Year	Engine	Capacity CC
Russ	Giles	Redditch	5		F3	Dallara F398	1998	Vauxhall	2000
Neil	Harrison	Worcester	10	Magic Motorsport	F3	Dallara F302	2002	Toyota	1998
James	Ledamun	Woking	16	Equipe Pigeau	F3	Dallara F300	2000	Toyota Piedrafita	2000
Tony	Bishop	Whipsnade	21	HWF Racing	F3	Dallara F304	2004	Vauxhall	2000
Chris	Davison	Moreton-in-Marsh	31	IGD Racing	F3	Dallara F301	2001	Opel	2000
Lee	Fern	Warminster	33	Scuderia Fern Racing	F3	Dallara F301	2001	Renault	2000
Simon	Lonnergan	Great Linford	35	Tempa Racing / Fenchurch	F3	Dallara F398	1998	Toyota	2000
Mike	Hatton	Aylesbury	36	GDM Motorsport	F3	Dallara F305	2005	Toyota	2000
Ben	Creanor	Dunfermline	38	Spirit Motorsport	F3	Formula Renault	2008	Renault	2000
Paul	Booth	Barton-upon-Humber	55	AViT! Motorsport	F3	Dallara F306	2006	Toyota	2000
Malcolm	Scott	Upminster	68		F3	Dallara F398	1998	Vauxhall	2000
Alex	Fores	Marlow	90	Bromfield Racing	F3	Dallara F301	2001	Toyota	2000
Ashley	Dibden	Peterborough	94	Printsense	F3	Dallara F301	2001	Toyota	2000
Dan	Fox	Buckingham	96	Team Fox Racing	F3	Dallara F397	1997	Opel	2000
Juan	Moreno	Plymouth	100	TOR Finance Ltd	F3	Formula Renault	2007	Renault	2000
Will	Powell	Silverstone	177	Motus One Racing	F3	Dallara F300	2000	Opel	2000
Robert	Smith	Barlestone	14	MGS Motorsport	2000	Dallara F395	1995	Vauxhall Exon	2000
Jordan	Tootell	Rochdale	26		2000	Van Diemen FR01	2001	Ford Zetec	2000
Terry	Clark	Northwood	32	Mictel Hillpress	2000	Van Diemen RF00	2000	Ford Zetec	2000
Gavin	Buckley	Ireland	40		2000	Tatuus Formula Renault	1997	Renault	2000
Michael	Jowett	Doncaster	70	AViT! Motorsport	2000	Van Diemen RF00	2000	Scholar	1800
Ben	Cater	London	82	Shard Capital	2000	Van Diemen RF00	2000	Ford Zetec	1996
Mat	Jordan	Cheltenham	99	Team Fern Racing	2000	Van Diemen RF99	1999	Ford Zetec	2000
Peter	Whitmore	Twyford	4		Classic	Reynard 913	1991	Toyota	2000
Nick	Catanzaro	Whitminster	19		Classic	Formula Vauxhall Lotus	1986	Vauxhall	2000
James	Rimmer	Great Denham	27		Classic	Dallara F392	1992	Alfa Romeo	2000
Jared	Wood	Stoke Mandeville	46		Classic	Formula Vauxhall Lotus		Vauxhall	2000
Edward	Guest	Thrussington	57		Classic	Anson SA3	1983	Vauxhall	2000



## Monoposto Championship

Rounds 11 & 12

Silverstone GP

17-18 August 2019

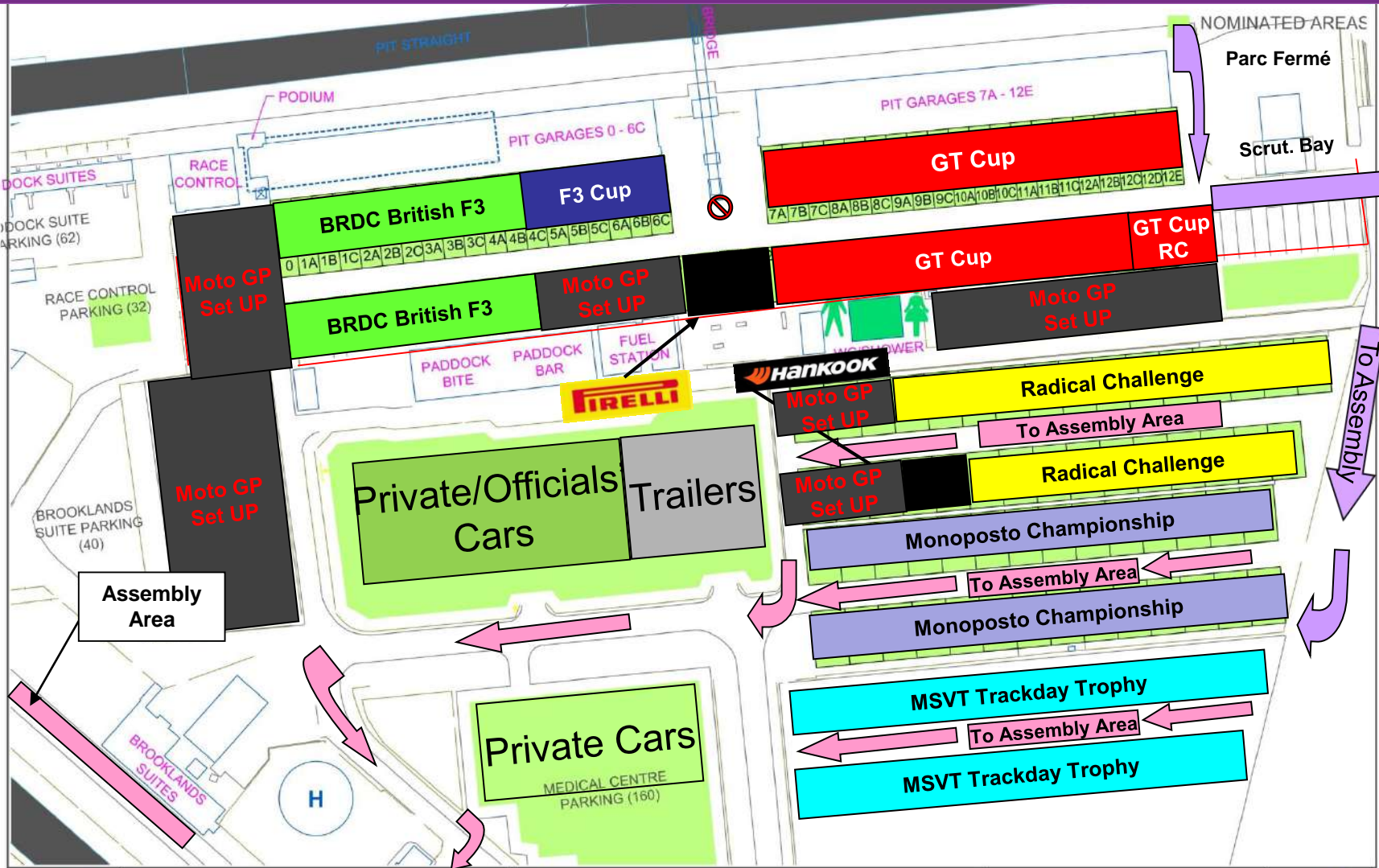
Entry List V3

**MONO**  
**CHAMPIONSHIP**

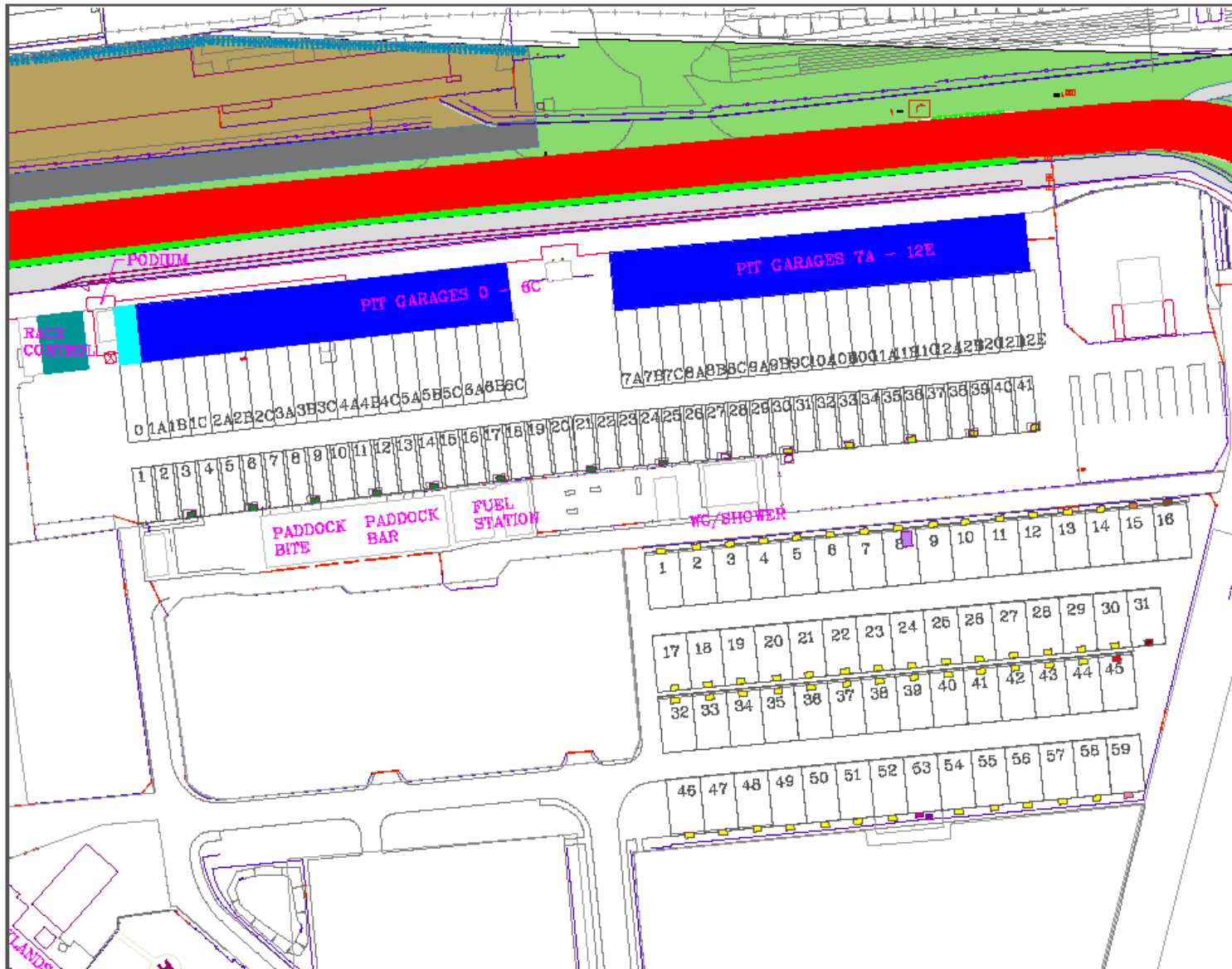
First Name	Last Name	Hometown	Race Number	Team or Sponsor	Class	Car	Car Year	Engine	Capacity CC
Jason	Timms	Gloucester	3	James Timms Transport	M1400	Dallara 301	2001	Suzuki	1400
Geoff	Fern	Warminster	7	Team Fern Racing	M1400	Dallara 301	2001	Hyabusa	1400
Martin	Wright	Burton-on-Trent	8	SMS Engineering Services	M1400	Dallara 301	2000	Suzuki	1340
Peter	Lague	Colchester	9	Team Lague Racing	M1000	Jedi Mk 6	2000	Suzuki K6	1000
Tom	Rawlings	Bewdley	18	Visual Security	M1000	JKS Mk 2	2019	Suzuki	1000
Matthew	Minett	Shrewsbury	20	Minett Motorsport	M1000	Jedi Mk 6	2006	Suzuki	1000
Andrew	Cartmell	Royston	30		M1000	Revelation 1000	2003	Suzuki GSXR	1000
Brendan	O'Brien	Co Kildare	45		M1000	Leastone 1000	2016	GSXR	1000
Morgan	McCourt	Cork	48	Leastone Racing	M1000	Leastone 1000	2014	Suzuki GSXR	1000
Michael	Watton	Warwickshire	51	Double M Motorsport	M1000	Jedi MR6	2002	Suzuki	1000
Nigel	Davers	Warminster	77	Team Fern Racing	M1000	Jedi Mk 6	2010	BMW	1000
Myles	Castaldini	Leamington Spa	78	Tappex Thread Inserts	M1000	Van Diemen RF94	1994	Kawasaki	1000
Dave	Wheal	East Grinstead	83	Black Widow Exhausts	M1000	Jedi Mk 4	2003	Yamaha R1	998
Kyle	Cutts	Todwick	95		M1000	Speads RM05	2005	Honda	900
Dominic	Shepherd	Wincanton	98	Shepherd + Co	M1000	JKS	2010	Suzuki	1000
Max	Hart	Co. Wicklow	101	Leastone Racing	M1000	Leastone 1000	2018	Suzuki	1000
Robert	Bailey	Nottingham	133	Build It Finance	M1000	Jedi Mk 6	2015	Suzuki	1000
Phil	Davis	Stroud	12		1800	Van Diemen RF98	1998	Ford Zetec	1800
David	Jones	Newbury	47		1800	Van Diemen RF82	1982	Ford Pinto	2000
Amnon	Needham	Israel	49	Global Search Partners	1800	Van Diemen RF82	1982	Ford Pinto	2000
Douglas	McLay	Swadlincote	81	Elan Active Ltd	1800	Mygale SJ10 Duratec	2010	Ford Scholar	1600
Adrian	Heath	Trowbridge	88		1800	Van Diemen RF97	1997	Ford Zetec	1800
Chris	Lord	Totnes	117		1800	Van Diemen RF82	1982	Ford Pinto	2000
Steven	Griffin	Barrow-upon-Humber	182	AViT! Motorsport	1800	Van Diemen	2007	Ford Scholar	1800
Rodney	Toft	Bodmin	198		1800	Van Diemen RF82	1982	Ford Pinto	2000



# MOTORSPORT VISION RACING



Silverstone GP – SATURDAY 17 – SUNDAY 18 August 2019 – Issue ONE



- PIT GARAGES  
1A, 2C, 3A, 4C, 5A, 6C, 7A, 8C, 9A, 10C, 11A, 12C, 12D  
REAR:  
6X 18AMP C-FORM SINGLE PHASE  
3X 18AMP TWIN SOCKETS  
3X 32AMP C-FORM THREE PHASE  
FRONT  
4X 18AMP C-FORM SINGLE PHASE
- PIT GARAGE 0  
4X 32AMP C-FORM THREE PHASE  
1X 32AMP C-FORM THREE PHASE
- DOUBLE GARAGE UNDER RACE CONTROL  
2X 32AMP C-FORM THREE PHASE  
2X 63AMP C-FORM THREE PHASE  
6X 18AMP C-FORM SINGLE PHASE
- PIT WALL  
OUTSIDE PIT GARAGES, F1 START/FINISH, NATIONAL FINISH  
40X 18AMP C-FORM THREE PHASE
- MAIN PADDOCK  
EACH POD NOS 1-8  
6X 18AMP C-FORM SINGLE PHASE  
6X 32AMP C-FORM THREE PHASE
- MAIN PADDOCK  
EACH POD NOS 9-14  
4X 18AMP C-FORM SINGLE PHASE  
4X 32AMP C-FORM THREE PHASE
- SUPPORT PADDOCK  
1X 18AMP C-FORM THREE PHASE
- SUPPORT PADDOCK BAY 15  
2X 32AMP C-FORM THREE PHASE
- SUPPORT PADDOCK BAY 18  
2X 32AMP C-FORM THREE PHASE  
1X 18AMP C-FORM THREE PHASE
- SUPPORT PADDOCK BAY 31  
2X 32AMP C-FORM THREE PHASE  
2X 18AMP C-FORM THREE PHASE  
1X 32AMP C-FORM SINGLE PHASE
- SUPPORT PADDOCK BAY 45  
2X 18AMP C-FORM THREE PHASE
- SUPPORT PADDOCK BAY 63  
1X 18AMP C-FORM SINGLE PHASE  
1X 32AMP C-FORM SINGLE PHASE
- SUPPORT PADDOCK BAY 69  
2X 32AMP C-FORM THREE PHASE  
1X 18AMP C-FORM THREE PHASE
- SUB STATION  
TOP OF SUPPORT PADDOCK  
2X 125AMP C-FORM THREE PHASE
- SUB STATION  
BOTTOM OF SUPPORT PADDOCK  
1X 18AMP C-FORM SINGLE PHASE  
1X 32AMP C-FORM SINGLE PHASE



**EVENT PLAN**  
 VERSION NUMBER: 1      DATE: 16 MARCH 2010  
 CREATED BY: A O'BRIEN

**PADDOCK POWER PLAN  
 2010**

© 2010. THIS DRAWING IS THE PROPERTY OF SILVERSTONE CIRCUITS LIMITED. DO NOT DUPLICATE OR ISSUE WITHOUT THE PRIOR PERMISSION FROM SILVERSTONE CIRCUITS LIMITED. DO NOT SCALE. CHECK ALL DIMENSIONS ON SITE BEFORE COMMENCING ANY WORK. IF IN DOUBT - ASK.



**BRDC British Formula 3 Championships  
17/18 August 2019  
Silverstone Grand Prix Circuit**

**FINAL INSTRUCTIONS – Issue ONE**

This meeting is organised by MotorSport Vision Racing, governed by the General Competition Rules of the Motorsport UK, incorporating the provisions of the International Sporting Code of the FIA, additional Supplementary Regulations and any written instructions the organisers issue for the event.

---

**1. PERMIT**

This event will be held under the following Motorsport UK Permit numbers:

Nat A: 1113841      Nat B: 111564

**2. OFFICIALS**

Motorsport UK Steward – Rod Parkin  
Club Steward – Michael Cartwright, Len Pullen  
Senior Clerk of the Course – Gary Tanner  
Clerk of the Course – Tony Watts, David Scott, Terry Scannell, Barry Morris  
Deputy Clerk of the Course – Nigel Tanser  
Assistant Clerk of the Course – Luke Caudle  
Secretary of the Meeting – David Willey  
Deputy Secretary of the Meeting – Maggie Watts  
Chief Incident Marshal – Pete Berry  
Chief Scrutineer – Nigel Thorne  
Chief Marshal – Fay Crook  
Chief Medical Officer – TBC  
Chief Flag Marshal – Rod Marshment  
Deputy Chief Flag Marshal – Roy Salsbury  
Chief Paddock Marshal – Sue Markey  
Chief Pit Marshal – Paul Shillaker  
Chief Startline marshal – Sue Birch  
Chief Timekeeper – Nick Palmer  
Race Telephones – Fay Crook  
Commentators – Ian Titchamarsh, Chris Dawes  
Marshals/Event Officials - Members of the BMMC, Silverstone  
Marshals Club & other Motorsport UK recognised Clubs  
Ambulances – SCL  
Medical Services – SCL  
Rescue Units – Silverstone, MSVR  
Recovery – Silverstone, Cross Country Recovery, Barrie Mills  
Safety Car – Ian Barnett, Evelyne Buanic  
Driving Standards Advisor (British F3) – Rob Jenkinson

**3. COMPETITORS CIRCUIT/PADDOCK ACCESS & ALLOCATION**

IT IS IMPORTANT THAT YOU FOLLOW INSTRUCTIONS REGARDING PARKING WITHIN THE PADDOCK AREAS. MSVR REQUEST THAT TRAILERS AND ROAD VEHICLES ARE PARKED SENSIBLY. PLEASE SEE ENCLOSED INSTRUCTIONS.

Venue access for those testing will be 19:00 on Thursday 15<sup>th</sup> August.

Venue access for those **NOT** testing will be 19.00 on Friday 16<sup>th</sup> August.

**Use of Pit Garages: BRDC British Formula 3, GT Cup Championship and F3 Cup Championship**

**Please vacate the paddocks by 19:00 on 18<sup>th</sup> August.**

**4. SIGNING ON FOR COMPETITORS**

Signing on for all competitors will be in accordance with the timetable.

At signing on all drivers must provide a) Drivers and Entrants Competition Licence. b) Drivers Medical Certificate (if not incorporated in the Licence) c) Valid Club Membership (where applicable).

**5. SIGNING ON FOR SENIOR OFFICIALS**

Will be in Race Administration.

**6. NOTICE BOARD**

The Official Notice Board will be located at Race Administration.

**7. TIMING SCREEN**

The Official Timing Screen will be the Starters timing screen in the Pit Lane.

**8. SCRUTINEERING**

All cars will be examined at the times & places on the event timetable.

**9. ELIGIBILITY**

Eligibility may be checked by a member of the Motorsport UK Technical Commission. The Technical Commissioners will be considered as Judges of Fact within the Regulations.

The Championship Motorsport UK Licensed Eligibility Scrutineers are also considered Judges of Fact and empowered to undertake any measurements or examinations of vehicles.

**10. DRIVERS RACING FOR THE FIRST TIME AT SILVERSTONE**

Competitors must read an instruction sheet that can be collected from Race Administration prior to their qualifying session.

**11. DRIVERS BRIEFINGS**

Will be in accordance with the time on the event timetable.

The organisers reserve the right to call extra briefings as appropriate.

Attendance at any drivers briefing is mandatory.

**12. ENGINE / NOISE POLLUTION**

No racing engines to be run before 08:45 or after 18:00.

Noise limits are in accordance with Motorsport UK & Championship Regulations.

**13. PIT LANE**

Please note that there is a mandatory speed limit in the Pit Lane of 60kph or as prescribed in the applicable series regulations. Please keep the outer lane clear at all times.

The Penalty Box is in the Pit Lane entry below Race Control unless otherwise notified by Championship Regulations..

**14. QUALIFYING**

All cars must proceed to the Assembly Area at Brooklands 20 minutes before their session. Cars will be released directly onto the track when qualifying will commence.

**GT Cup Championship**

Saturday Practice – Assembly area for noise testing  
Qualifying – From pit lane  
Saturday Race 1 – Assembly area  
Saturday Race 2 – Assembly area

Sunday Practice – From pit lane  
Qualifying – From pit lane  
Sunday Race 1 – Assembly area  
Sunday Race 2 – Assembly area

#### **15. RACE START PROCEDURE**

All cars must proceed to the Assembly Area at Brooklands 20 minutes before their race start. Cars will be released and proceed directly to the starting grid.

In ideal conditions, the racing programme may be brought forward by up to 20 minutes and competitors should ensure that they are in their correct location in good time.

For the avoidance of doubt, the race will start once the red lights are extinguished, or the Union flag has been dropped.

#### **16. GRIDS**

Grid selection will be in accordance with championship or series regulations.

#### **17. COUNTDOWNS**

When all cars are in position on the grid the countdown will commence at the 1 minute signal.

#### **18. LIVE SNATCH**

During all practice, qualifying and races, the Clerk of the Course will have the option to carry out 'live snatches' under local Yellow Flags and/or Yellow Lights or other intervention. There will be no Live Snatch for British F3, F3 Cup, Monoposto or Radical.

#### **19. SAFETY CAR**

The Clerk of the Course has the option to deploy a Safety Car for all **races**. The Safety Car will join the circuit from the Pit Lane exit and leave the circuit by entering the Pit Lane. For the first lap only the Safety Car will be situated at Brooklands. Safety Car regulations are as detailed in Championship Regulations.

#### **20. END OF PRACTICE AND RACE PROCEDURE**

At the end of each practice or race all must slow down after taking the Chequered Flag and leave the **circuit by entering the pit lane**. Winners will stop at the podium for presentations as instructed by event officials.

**All competitors will remain under Parc Fermé conditions until advised by the Scrutineers.**

#### **21. RED FLAGS**

Any category generating a Red Flag may be placed at the end of the programme subject to time remaining available.

#### **22. Miscellaneous**

MSVR shall not be liable in the event of damage caused to vehicles being recovered from the track.

Any cables laid across the paddock **MUST** be covered with a proprietary cable cover.

Tail lifts must NOT be left unattended in the 'mid' position. It is strongly recommended that extended tail lifts are fitted with warning lights.

#### **23. Timing**

All competitors are required to use a fit for purpose transponder either directly powered or by battery.

**Competitors MUST supply their transponder number in advance of the event to their respective Championship Coordinator.**

#### **24. BRDC British Formula 3 Championship**

The race duration will be 10laps in length but will not exceed 20minutes in time.

#### **25. Special Circuit Notices**

Children under the age 16 years old are not admitted to the pits area. No smoking is permitted in the Pit Lane.

A full copy of the Silverstone Circuit Safety Guidance Notes is available on request from the Secretary of the Meeting and shall apply at all times during the event.

Please be respectful of others around you when playing music in the paddock or garages.

We wish you a safe and successful meeting.

**David Scott**  
**Senior Clerk of the Course**

**David Willey**  
**Secretary of the Meeting**

**MotorSport Vision Racing Race Meeting - Supplementary Regulations Issue ONE**

1. **MotorSport Vision Racing will organise a race meeting at Silverstone GP Circuit on 17<sup>th</sup> – 18<sup>th</sup> August 2019.**

Circuit length 3.66 miles/ 5.89 km, direction clockwise.

FIA Grade: ONE

Races will be organised for the Races/Series/Championships listed below under the following Motorsport UK Permit Numbers:

Nat B:

Nat A:

The Meeting will be under the General Regulations of Motorsport UK (incorporating the provisions of the International Sporting Code of the FIA), these Supplementary Regulations, the Series/Championship Regulations of the Series/Championships (if applicable) in the list below and any written instructions issued for the event by the organisers. All timings will be confirmed in Final Instructions.

2. **ELIGIBLE CARS AND COMPETITORS AND ENTRIES**

Race Title	Max No of Starters	Competitors Licence Status	Permit
BRDC British F3 Championship	54	National A	National A
Radical Challenge Championship	54	National B	National B
GT Cup Championship	58	National B	National B
Monoposto Championship	54	National B	National B
F3 Cup Championship	54	National B	National B
MSVT Trackday Trophy	58	National B	National B

3. **ELIGIBLE VEHICLES** - All vehicles must comply with Series/Championship Technical Regulations where appropriate.

4. **JUDGES** - The Judges of Fact will be published in an official bulletin in accordance with G10.2.

5. **ENTRIES** - Entries open on publication of these Regulations and close on Wednesday 14<sup>th</sup> August 2019. Entry fees and other detail are on the entry form.

Entry fees and passes issued will be in accordance with individual Series/Championship Regulations, where applicable or according to the entry forms. All personnel and vehicle passes will identify the team to which they are issued, and are issued on the condition that they are strictly not for resale. All passes remain the property of MSV/MSVR as applicable. Failure to comply with the above will be considered a breach of these Regulations and the conditions of admission of the landowner. Only vehicles with the relevant passes will be admitted to the paddock. No private cars will be allowed in the Paddock unless specifically authorised.

Entrants or their accredited representatives will be responsible for all persons concerned with their entry complying with these Regulations.

In addition to MOTORSPOK UK regulation D16, the Organisers reserve the right to refuse an entry at their discretion.

The number of starters permitted to start each race will be in accordance with the track licence.

MSVR reserve the right to cancel or amalgamate races if entries fall below 12.

MSVR reserve the right to accept entries from competitors holding a valid licence issued by any ASN.

**ENTRY FEES** - Any entry not accompanied by the correct entry fee is not a valid entry. Full refunds will be given for any cancellations received before midday on the Tuesday prior to a meeting. No refunds will be given for any cancellations received after this deadline, even if you have an accident in testing in the days leading up to the event.

**Refunds** - Unless otherwise stated in Series/Championship Regulations entry fees may be refunded to competitors who notify the organisers, in writing, before noon on the Tuesday prior to the event and return all paperwork and tickets to the Entry Secretary. A stamped addressed envelope must accompany returned paperwork and passes. Surplus entries practising in a single class race and failing to qualify - No refund. Nominated reserves who do not get a race will be considered for a refund and the amount will depend on the circumstances. NO REFUND will be payable after noon on the Tuesday prior to the meeting.

Competitors must be members of MSVR. Membership of MSVR is free of charge upon receipt of a valid race entry.

6. **SIGNING ON** - Signing on for all races will take place at the location specified in Final Instructions.

7. **DRIVER CHANGES** - Any application for change of driver or vehicle must be made in writing to the Secretary of the Meeting, in accordance with MOTORSPOK UK section D 25.1.12.

8. **SCRUTINEERING** - All vehicles must comply with Series/Championship Technical Regulations and the appropriate MOTORSPOK UK and Supplementary Regulations.

All competitors must present their cars for scrutineering at the place and times indicated in the Final Instructions. All cars must be available for inspection in a race ready state. No car may practice or race unless approved by the Scrutineers. Drivers must present racewear for inspection at this time. Entrants and Drivers must be present at scrutineering and sign the necessary indemnities at documentation.

Drivers must wear crash helmets and clothing as specified by FIA/MOTORSPOK UK Regulations during all practice sessions and races. These items must be available for scrutineering with the car.

Race numbers on cars must comply with MOTORSPOK UK J 4.

9. **TIMING** - All competitors are required to use an AMB TranX 260 or MYLAPS X2 transponder which can be either direct powered or battery.

10. **QUALIFICATION AND STARTS** - All drivers should complete a minimum of 3 laps and record a time in the appropriate session in accordance with the appropriate Series/Championship and Supplementary Regulations to qualify. Grid positions will be set in accordance with Q 12.9, except where amended by Series/Championship Regulations.

The Stewards of the Meeting may permit drivers of cars to start who have not reached the qualification minima providing they do not eliminate drivers who have qualified to start.

Grid formations and start procedures will be in accordance with the relevant Series/Championship and/or Supplementary Regulations. Judges of Fact will be appointed to determine false starts.

Pits assistance and refuelling will be in accordance with Series/Championship and/or Supplementary Regulations. Unless otherwise advise in Final Instructions or by Bulletin the mandatory speed limit of 60 kph will apply in the Pit Lane for all practice sessions and races.

The organisers will issue with the Final Instructions, specific Pit and Paddock Instructions and Fuel and Fire Regulations which will have the same force as these Regulations. Entrants must supply at least one fire extinguisher per car for their Paddock area.

11. **PENALTIES** – The Clerk of the Course may impose a Stop & Go or Drive Through penalty in accordance with MOTORSPORT UK regulation Q 12.6.

12. **AWARDS** - Prizes and awards will be in accordance with individual arrangements and Series/Championship Regulations.

13. **FINISH** - The end of the practice or race signal will be given at the finish line when the leading car completes the scheduled race distance or duration or any amended race distance or session.

After taking the chequered flag at the end of the practice sessions and races, competitors must exit the circuit in accordance with instructions which will be issued with the Final Instructions.

14. **PARC FERMÉ** - In addition to any Parc Fermé required for this Series/Championship by MOTORSPORT UK regulations, the Organisers may at their discretion specify as many Parc Fermé as may be deemed necessary for the proper conduct of the event.

15. **RESULTS** - Provisional results will be published, in accordance with regulations, as soon as possible after each race or at the end of the meeting and will be available from Race Administration. Provisional results will be published on the Official Notice Board

16. **COMPETITORS INSTRUCTIONS** - Any additional instructions published will be deemed to have the same power as these Regulations. Such additional instructions will be issued to competitors as official bulletins and displayed on the Official Notice Board.

Failure to attend the mandatory briefings for specific races may result in penalties in accordance with the appropriate Series/Championship and/or Supplementary Regulations.

The procedure for protests and appeals is in accordance with the 2019 MOTORSPORT UK Year Book Appendix C.

17. **TV / FILMING / VIDEO** - Should Filming of the event be advised in the Final Instructions then H 28 will apply. Video equipment must not be fitted to any vehicle without express permission from the circuit. Any driver/team transgressing this regulation may be penalised. Once permission has been obtained (if applicable) video equipment must be fitted to the vehicle prior to scrutiny and the scrutineer must be advised.

18. **SAFEGUARDING OFFICER** – The safeguarding officer for MSVR is Mr James Bolton King – [James.King@msv.com](mailto:James.King@msv.com).

19. **COMMERCIAL VEHICLES** - These Supplementary Regulations permit the use of commercial vehicles at this race meeting, in accordance with J.5.20.6.

20. **CHAMPIONSHIP POINTS** - Unless specified differently in Championship regulations, if a race is stopped and cannot be resumed, no points will be awarded if the leader has completed less than 2 laps, half points will be awarded if the leader has completed more than 2 laps but less than 75% of the original race distance, and full points will be awarded if the leader has completed more than 75% of the original race distance

In accordance with MSA General Regulation Q5.7 any race that has been run, in its entirety, under Safety Car conditions shall be declared null and void.

## 21. IMPORTANT NOTICES TO ALL COMPETITORS

- a) Although at present starting positions are intended to be based upon the times set in the scheduled qualifying periods, the Organisers reserve the right to use GR provisions Q 4.5 and Q 12.9.1 to form grids if practice periods are disrupted by adverse weather conditions. In such circumstances re-arrangements will be notified to competitors by way of bulletins/PA announcements issued by the Clerk of the Course.
- b) False starts will be penalised in accordance with Q 12.4.
- c) All vehicles *must* be fitted with suitable towing eyes or in the case of single seaters, a clearly marked alternative to fit this purpose. *This will be checked at Scrutineering.*
- d) All competitors are reminded that except while on the course, no Competition Vehicle may be driven at a speed exceeding 10mph without the specific approval of the Clerk of the Course. Vehicles must not be test-run on any of the circuit roadways.
- e) Pit Lane – competitors must not exit the pit lane when the Red Light at the pit exit is illuminated.
- f) MSV/MSVR shall not be liable in the event of damage caused to vehicles being recovered from the track or other areas in the venue.
- g) No child or young person below the age at which a driving licence may legally be issued, may ride a motor-cycle of any type within the circuit grounds or the paddock at any time.
- h) No pegs or stakes may be put into the Paddock Tarmac or concrete surface. No painting or decaling of Pit Garage floors, walls or doors may be undertaken without the prior permission of the Circuit Management.
- i) The Organisers may lead cars to the grid, from the Assembly Area, behind a Safety/Course Car to get grids formed up while the circuit may be partially blocked. In such circumstances competitors must be aware of and safely negotiate any partial blockage of the track.
- j) Should any race generate more than one red flag the organisers reserve the right to reschedule it to the end of the programme, time permitting.
- k) All hospitality must be approved in writing in advance by MSV
- l) Any hospitality set-up that includes food for more than 50 people may be subject to a charge.
- m) A fine may be applied to any competitor that fails to clear the nominated areas in the times allotted.
- n) Please see Appendix A for Health & Safety information and other circuit notices.
- o) MSVR shall not be liable in the event of damage caused to vehicles being recovered from the track.
- p) In cases where variations permitted by MOTORSPORT UK are provided for in specific Championship Sporting & Technical regulations these SR's respect and allow those variations.
- q) The paddocks must be vacated by 21:00 hours on 18<sup>th</sup> August 2019.

## 22. OFFICIALS OF THE MEETING

Motorsport UK Steward:	tbn
Club Stewards:	tbn
Event Director & Senior Clerk of the Course:	tbn
Secretary of the Meeting:	tbn
Chief Timekeeper:	tbn
Chief Scrutineer:	tbn
Chief Medical Officer:	tbn

Other Officials will be named in Final Instructions or by Bulletin.

## Supplementary Regulations – Appendix A

### Notice to Competitors

It is forbidden to hammer pegs or stakes into any tarmac surface or deposit fuel, oil or chemical substances onto any tarmac surface in the paddock area. Any person damaging the surface may be excluded from the Event and the Competitor shall be subject to pay immediately liquidated damages of £1000.

No markings are to be made on the Circuit or paddock surfaces, the pit lane and pit garage floors.

Roadways and the firelanes in the paddock area are kept clear at all times. Any vehicle parked in these areas to be towed away.

All waste oil must be placed in the containers provided and all used tyres and fuel containers must be removed from the site for safe and legal disposal.

Competitors must not wash vehicles so as to cause an undue nuisance or partial flooding of the Venue or any part thereof.

If oil or any other substance likely to cause danger to others or to the track surface is being dropped from any vehicle the competitor must ensure that the vehicle is stopped immediately.

MSV may seek damages from the competitor in the event of an excessive cleaning-up operation caused through bad preparation or negligence.

All vehicles taking part in the Event must comply with the current noise limits imposed by the relevant Governing Body, as measured in accordance with the procedures contained in the Regulations.

#### 1. Storage and Use of Petroleum Spirit

1.1 A maximum of 25 litres of fuel can be stored inside each garage, at any one time.

1.2 All petroleum spirit must be stored in appropriate fuel containers complying with all relevant safety standards, away from any source of ignition.

1.3 All containers must be indelibly marked; "Petrol - Highly Flammable.

1.4 All empty containers must be removed from the venue after the event.

1.5 Generators should be powered by diesel and used in the open air.

1.6 Appropriate fire extinguishers must be readily accessible near any fuel store or refuelling activity.

1.7 Personnel must be trained and wear appropriate fire retardant personal protective equipment (PPE), before using petrol; especially when refuelling.

1.8 Vehicle refuelling is to take place in the open air where possible. If refuelling inside the garages all users must adhere to the 'Refuelling Hazard' signage displayed, as reproduced below;

1.8.1 Petroleum spirit – Highly flammable

1.8.2 No smoking and remove all ignition sources

1.8.3 Switch off engine

1.8.4 Open all doors and shutters – Good ventilation required

1.8.5 Check location of your nearest fire extinguisher

1.8.6 Maximum 25 litres of fuel stored in this garage

1.9 A no smoking ban and no ignition sources in the vicinity must be enforced by the person in charge of the refuelling process.

1.10 A vehicle must be cooled before refuelling.

1.11 Drivers and passengers must be outside a vehicle during refuelling and it's recommended all personnel stand a minimum 3m away.

1.12 When refuelling is in process a second person must be nearby, ready with a fire extinguisher.

1.13 Your attention is drawn to The Petroleum (Consolidation) Act 1928, The Petroleum (Consolidation) Regulations 2014, the Petroleum Spirit (Motor Vehicles) Regulations 1929, The Control of Substances Hazardous to Health Regulations 2002 (and amendments) and The Regulatory Reform (Fire Safety) Order 2005, must be complied with.

1.14 Participants are reminded that fuel is available for sale at the Venue. As such it is unnecessary for Participants to carry large quantities of fuel.

#### 2. Hazardous Substances

2.1 Some vehicle parts, for example brake and clutch linings may contain asbestos. Participants are encouraged to use non-asbestos substitutes wherever possible. Where asbestos is used, every effort should be used to prevent asbestos dust getting into the air.

2.2 Some mineral oils may cause skin cancer. Prolonged contact should therefore be avoided wherever possible. Where contact does occur any contamination should be washed off immediately. The wearing of contaminated clothing (including overalls) should also be avoided.

2.3 Various other substances may cause disease or ill health even after very short exposures. Manufacturers guidance must always be followed. Manufacturers and suppliers of such substances are obliged to provide customers with information about the possible harmful effects of their products upon request (Safety Data Sheets).

2.4 Personnel must be suitably trained and wear appropriate personal protective equipment (PPE), before using any COSHH substances.

2.5 The requirements of the Control of Substances Hazardous to Health Regulations 2002 (COSHH) (as amended) must be complied with.

#### 3. Electrical Safety

3.1 All portable electrical equipment must be maintained in a safe condition and hold a valid Portable Appliance Test (PAT) Certificate.

3.2 Cables should be flexible (not of semi rigid type used for household wiring) and covered by matting when crossing walkways or fire lanes. Neoprene covered cable will resist damage by oil.

3.3 All electrical equipment to be used externally should be weatherproof.

3.4 Only British Standard UK plugs or adaptors permitted in site sockets, no overloading of circuits, particularly in the pit garages.

3.5 Hand tools should preferably be of the "double insulated" or "all insulated" type, as these provide valuable protection against electric shock.

3.6 Electrical equipment and hand tools should not be used in areas where flammable vapours may be present, for example where fuel is being stored or refuelling is taking place.

3.7 The Electricity at Work Regulations 1989 must be complied with, or any deviations documented.

#### 4. Fire Precautions

4.1 Smoking is prohibited in all enclosed areas, including without limitation in the pit garages and in the pit lane. Smoking is also prohibited in all MSV vehicles.

4.2 All potential sources of ignition should be kept away from petroleum spirit and vapours. Clear no smoking signage displayed where possible.

4.3 Barbecues and cooking equipment are prohibited in pit areas, including garages.

4.4 Fire extinguishers must be annually serviced or inspected, with the date displayed on the bottle, for checking.

4.5 Temporary structures to have; an adequate gap separating them from other structures, recommend minimum 3 meters; clearly displayed fire extinguishers next to each fire exit door and clearly visible fire exit signage above each fire door.

4.6 Fire lanes, roadways and hatch markings to be kept clear at all times.

4.7 Ensure safe access and egress is available in and around team areas, this includes the provision of adequate lighting levels for evacuation purposes.

4.8 Catering outlets should hold a minimum of one fire blanket and an additional appropriate fire extinguisher.

4.9 Fire extinguishers should not be removed from any fire points unless they are to be used on a fire.

4.10 All fires must be reported immediately to an official, marshal or other member of staff, even if extinguished.

4.11 Personnel must be trained in the correct use of fire extinguishers.

4.12 MSV permission is required before hot works commence on site.

4.13 All fire notices and orders to evacuate must be complied with.

4.14 The requirements of the Regulatory Reform (Fire Safety) Order 2005 must be complied with.

#### 5. Working at Height

5.1 Personnel are encouraged to work at ground level where at all possible.

5.2 Personnel working at height must be protected from falling eg. trained using harnesses and ropes, or handrails.

5.3 All working at height must be well planned and supervised with safe systems of work followed.

5.4 Reassess working at height safe working practices during adverse weather conditions.

5.5 No one should work underneath those working at height.

5.6 Appropriate non-slip footwear and personal protective equipment to be worn.

5.7 No one is permitted to spectate from a truck roof, tail lift, generator, waste bin, or other infrastructure on site.

5.8 Manufacturer's guidance to be followed when using ladders, step ladders and all working at height equipment.

5.9 Domestic ladders or step ladders must not be used on site, only commercial ladders and step ladders.

5.10 All ladders, step ladders and any equipment must be checked for damage and removed from use where faulty.

5.11 The Working at Heights Regulations 2005 must be adhered to.

#### 6. Vehicle Safety

6.1 A maximum 10 mph speed limit is in force on site for all vehicles, including bicycles, where permitted.

6.2 Public (and children) are permitted in working paddock areas, therefore drivers/riders must take extra care in these tight localised areas.

6.3 Venue signage must be adhered to.

6.4 All vehicles ridden or driven on site must be road worthy and covered by a valid third-party insurance (including when riding all mopeds, scooters and quad-bikes).

6.5 All personnel using vehicles on site must hold the relevant current UK driving license (or equivalent).

6.6 Helmets must be worn by those riding scooters and mopeds outside the paddock and pits. It is MSV's recommendation that helmets are worn at all times riding around site.

- 6.7 All vehicles must at all times, keep to the marked roads when moving around the Venue.
- 6.8 Tail lifts must never be left in the middle position; they must either be fully lowered or closed after loading/unloading.
- 6.9 Children are not permitted to ride scooters at any time, or be carried as passengers.
- 6.10 Mobile phones must not be used whilst riding or driving.
- 6.11 Keys must be removed from the ignition of all vehicles when parked or not in use.
- 6.12 Riders or passengers on scooters or motorbikes must not carry unsecured loads.
- 6.13 Hover-boards, electric balance boards or equivalent (non road legal) electric scooters are prohibited from site (disabled blue badge holders may be permitted to ride electric vehicles to aid access, with MSV permission).
- 6.14 Vehicles must be driven or ridden as per manufacturers instructions and with the set amount of passengers. (Eg. A 2 seat buggy must not carry more than 1 passenger with the driver – no standing on the back).
- 6.15 Breaches to this guidance may result in vehicle keys being taken and vehicles confiscated until teams leave site.

#### **7. Compressed Gas Equipment**

- 7.1 Explosions from over inflation of tyres can cause injury. Tyres should therefore not be inflated to pressures above the manufacturers' recommendations.
- 7.2 All airlines should be in good condition, well maintained and be inspected regularly.
- 7.3 Always stand clear when inflating tyres and wear protective eye wear.
- 7.4 Compressed gas equipment to be used by well trained personnel only, no under 16 year olds. Any form of horseplay involving compressed air or gas is prohibited.
- 7.5 Compressed gas cylinders should be stored safely, in a well ventilated, upright positions, in accordance with the relevant working practices and legislation.
- 7.6 The requirements of the Pressure Systems Safety Regulations 2000 must be complied with on site.

#### **8. Jacks and Axle Stands**

- 8.1 Vehicles should only be raised and lifted on jacks and supported by axle stands which are in good condition, well maintained and rated to lift the vehicle weight safely.
- 8.2 Jack vehicles only on level undamaged ground.
- 8.3 Use the hand brake and chocks to stop the vehicle moving.
- 8.4 Vehicle engines should not be run whilst the weight of the vehicle is supported.
- 8.5 Follow manufacturer's guidance for using and maintaining equipment. Thorough examinations and testing is required every 6 months, with regular inspections and checks when used.
- 8.6 Lifting Operations and Equipment Regulations 1998 (LOLER), and Provision and Use of Work Equipment Regulations 1998 (PUWER), must be adhered to.

#### **9. General Working Practices**

- 9.1 All working areas should be kept clean and tidy and any waste should be removed regularly and placed in the containers provided.
- 9.2 All spillages should be cleaned up immediately.
- 9.3 All trailing cables, wires and hoses should not be allowed to create a trip hazard - use cable matting, or tape down safely, burying of cables is not permitted.
- 9.4 Whenever vehicle engines are being run, adequate ventilation must be ensured.
- 9.5 Pathways and roads should not be obstructed by storage boxes, vehicles or kit.
- 9.6 All site safety notices must be complied with.
- 9.7 Any person carrying out any work must ensure that they adopt safe working practices at all times, and comply with any relevant statutory provision and/or published guidance.
- 9.8 Personnel under the age of 16 are not allowed in the pits area or pit lane.
- 9.9 Drones are prohibited from site (unless flown by a professional operator with CAA permission, insurance and pre-authorisation paperwork signed by the Circuit Manager).

#### **10. Noise**

- 10.1 Exposure to excessive noise may result in hearing loss or other complaints. These may be short term, or, after repeated exposure, permanent.
- 10.2 All personnel should avoid being exposed to excessive noise, and where this is unavoidable, they should wear earplugs or defenders to the appropriate British Standards.
- 10.3 It is recommended ear protection is worn when working in pits lanes and in pit garages, where particularly high levels of noise are recorded.
- 10.4 Where any person is at work the requirements of the Noise at Work Regulations 2005, must be complied with.

#### **11. Manual Handling of Loads**

- 11.1 Lifting, carrying and propelling loads by bodily force can be a major cause of injuries. Personnel are required to train their staff in safe manual handling techniques.
- 11.2 All manual handling lifting should be well planned and safe, with the weight of loads being lifted known.
- 11.3 Where any person is at work the requirements of the Manual Handling Operations Regulations 1992 must be complied with.

#### **12. Waste**

- 12.1 All waste oil must be placed in the containers marked "waste oil."
- 12.2 Waste tyres and empty petrol/oil containers should not be left at the Venue.
- 12.3 Personnel are urged to take any other form of waste with them when they leave the Venue, or to place it in the refuse containers provided.
- 12.4 Your attention is drawn to the requirements of the Environmental Protection Act 1990.

#### **13. First Aid**

- 13.1 Any person sustaining an injury or feeling unwell should seek treatment from the onsite emergency services.
- 13.2 To call the first aid or emergency services contact any official or member of the venue management.

#### **14. Public Safety**

- 14.1 Personnel should be aware that the Paddock may be open to the public and should act in a manner so as not to put either themselves or any other person at risk from injury.
- 14.2 Personnel should exercise particular caution when the paddock is busy and during pits and track walkabouts.

#### **15. Incident Reporting**

- 15.1 All accidents where any person sustains injury, or where damage to property occurs, must be reported immediately to an official or a member of the venue management.

#### **16. Temporary Structures**

- 16.1 All temporary structures must be constructed as per manufacturer's instructions, adhering to safe method statements, risk assessments and safe working practices, by competent, well trained personnel only.
- 16.2 Structural plans and weight loading calculations must be known and adhered to during build and breakdown activities.
- 16.3 Emergency procedures to be devised and staff trained on them eg. how and when to close a structure down safely in high winds.
- 16.4 Competent supervisor to sign-off the structure before it is used by members of the public or MSV staff.

#### **17. Track Regulations and Governing Bodies Regulations**

- 17.1 Participants and Competitors are reminded of their obligations to comply with the requirements of the appropriate Track Regulations or Governing Body's regulations at all times. These Guidance Notes should be read.





## Season Briefing 2019

### 1. Drugs: ANTI-DOPING

**MOTORSPORT UK believes that competitors have the right to compete in a fair and – so far as possible – safe environment.**

MOTORSPORT UK operates an anti-doping programme in conjunction with UK Anti-Doping (UKAD). UKAD work in collaborating to protect NGBs from doping and ensuring that National Governing Bodies such as MOTORSPORT UK are compliant with the World Anti-Doping Agency (WADA) Code.

All competitors are solely responsible for any banned substance they use, attempt to use, or which is found in their system, regardless of how it got there and whether or not there was an intention to cheat.

#### **Banned substances can be found in any of the following categories:**

Prescribed medicines

Over-the-counter medicines

Recreational drugs

Performance-enhancing drugs

If you are unsure about any medicines or substances you are taking, please visit

<http://www.globaldro.com/UK/search>

#### **The Consequences**

Any competitor caught doping can expect the following:

A ban from ALL sport for a period of time. This includes: Competing, officiating, training and assisting an athlete

You will be unable to compete in any MOTORSPORT UK competitions

You will not be able to train in a MOTORSPORT UK approved centre for example affiliated club, funded gym, funded facility

You will not be able to receive any sports related funding

You may lose previous medals, titles and records

The ban affects your participation in ALL sport under the WADA banner

#### **Report Doping**

It is vital that you report anyone who you believe is doping. If you think someone may be doping then contact UKAD – go to <https://www.ukad.org.uk/our-organisation/what-we-do/report-doping/> or call 08000 32 23 32.

- Remember that doping control can be carried out at any race meeting unannounced.

### 2. Social Media - MOTORSPORT UK have a strict policy regarding the use of Social Media.

<https://www.motorsportuk.org/assets/msasocialmediaguidelines-6.pdf>

#### **General Guidance**

- Don't write something that you wouldn't be prepared to say to someone.
- When posting on a social media website, assume that anybody can access that post.
- Check the privacy settings of your social media accounts. These settings determine the extent to which the information you share is publicly accessible.
- Determine whether you are participating in a personal or official capacity and consider whether your opinions and activity are appropriate in that context.
- Never share personal details such as home addresses and telephone numbers except with people that you know and trust, in which case it is advisable only to share such details via private messages.
- Remember that participating in social media results in your comments being permanently available and open to being re-published by other media outlets. It should be assumed that anything published in social media will remain available indefinitely, even if it is deleted from the original site.
- Respect confidentiality, stay within the legal framework and be aware that safeguarding, libel, slander, copyright and data protection laws apply.





- Be aware that your interaction with social media may attract interest from the wider media, so proceed with caution whether you are participating in an official or personal capacity.
  - Never use social media to insult anyone directly or indirectly.
  - MOTORSPORT UK Members who hold a position of trust and/or responsibility over young people (ie those under 18 years of age) in the course of their duties should be very careful when interacting with those young people via social media.
  - Beware the temptation to use the 'perceived' anonymity offered by some online portals to post unacceptable comments about events or individuals.
  - You should be mindful at all times that MOTORSPORT UK regulations and UK law continue to be applicable in the online environment.
3. Know when and where to sign on. If you want an upgrade signature give your upgrade card to the staff when you sign on. Pick the card up at the end of the day. Know the time and location of the **drivers briefing** and be there on time! You can be fined for non-attendance.
  4. Have your helmet and all racewear ready for inspection when the car is scrutineered.
  5. Be familiar with the procedures for **Protests and Appeals**. It's all in Section C of the MOTORSPORT UK Year Book. There are strict time limits and the costs of Protests and Appeals are in Appendix 1 of the Year Book. MSVR officials (in Race Administration) will give you the correct forms but cannot give you any advice.
  6. **Behaviour** – remember that abusive language or behaviour, physical assault, or threats of physical assault are all offences under the general regulations not only by you but by everybody associated with your entry.
  7. **Procedures** for Qualifying and Racing will vary from event to event. Make sure you know where you have to be and understand the correct procedure. Be in the right place at the right time! If you have a problem, let your coordinator know.
  8. **Race Standing Starts:** Generally, start countdown will commence at the 1 minute signal followed by 30 seconds and then the Green Flag will be displayed for the start of **one Green Flag lap**. Please complete this full lap of the circuit at a sensible speed – approx 4 minutes. Remember, if you have a problem on this lap and fall to the back you cannot take your grid position and must stay at the back.

On returning to the grid, when all cars are in position, the 5 second board will be shown. 5 seconds later the Red Lights will ALL be switched on. When the Red Lights are extinguished the start is given. The start lights are mounted on the gantry.
  9. **Practice starts** can only be carried out at the pit lane exit. When leaving the pit lane be prepared for a car to be stopped in this area. Do not stop on the track to practice your start or when approaching the starting grid where there will be other cars and, probably marshals.
  10. **Race Rolling Starts:** Cars will assemble on the grid in 2x2 grid formation. When signalled to do so cars will set off on a lap of the circuit behind a Pace Car with Yellow Lights flashing on the roof (outside the UK the roof lights may not be used). From the time when the lights are extinguished (or at a point indicated at the briefing) there should be no more changes of direction (zig-zagging) or acceleration or deceleration. When the Pace Car pulls into the pit lane, the pole position car will maintain a constant pace with cars passing over the grid boxes in 2x2 formation. The start is given when the Red Lights are switched off. Some races will permit passing as soon as the Red Lights go out while others do not allow passing until the start line itself. Remember, if you have a problem on this lap and fall to the back you cannot take your grid position and must stay at the back.
  11. **In exceptional circumstances the race may be started behind the Safety Car.**

In this case its flashing yellow/amber lights will be turned on at the one-minute signal. This is the signal to the Entrants/Drivers that the race will be started behind the Safety Car and it will remain at the front of the grid during the remainder of the countdown.



When the Green Flag is shown at the Start/Finish Line, the Safety Car will leave the grid and all cars will follow in single file in grid order no more than 5 (five) car lengths apart. The race will be deemed to have started when the Safety Car leaves the grid and the Green Flag is displayed.

Cars will leave the grid in single file grid order behind the Safety Car under the instruction of the Chief Start/Finish Line Marshal. Cars will remain in single file without overtaking, except that a car that falls behind may regain its grid position if the cars behind it could not avoid passing without unduly delaying the remainder of the field. In this case, Drivers may carefully overtake to re-establish their original starting grid order. If a car falls to the back of the grid, it must remain at the back of the grid.

Racing can commence when the GREEN flag is shown on the line after the Safety Car has pulled off. AT the end of a Safety Car period you can't overtake another car until you pass the Green Flag AT THE CONTROL LINE.

**12. Track limits:** You need to be aware of the track limit regulations and comply with them.

### MOTORSPORT UK Regulation Q14.4.2.

Drivers must use the track at all times and may not leave the track without a justifiable reason.

For the avoidance of doubt:

- (a) The white lines defining the track edges are considered to be part of the track.
- (b) A driver will be judged to have left the track if any wheel of the car either goes beyond the back edge of any kerb or goes beyond the white line where there is no kerb.

Note that Motorsport UK Regulation Q14.4.4 states: 14.4.4. Causing a collision, repetition of serious mistakes or **the appearance of a lack of control over the car (such as leaving the track)** will be reported to the Clerk of Course and **may entail the imposition of penalties** up to and including the disqualification of any driver concerned.



**13. Flag signals:**

### MOTORSPORT UK Regulation Q15.1

e) **Yellow flag – Waved:** Danger, slow down sufficiently to ensure that full control of the vehicle can be retained. No overtaking.

(f) **Yellow flag – Double Waved:** Great danger. Slow down considerably. Be prepared to suddenly change from the projected racing line, or take other evasive action including stopping if necessary. No overtaking. (This signal may be supplemented or replaced by flashing yellow light(s), as an added warning).

It must be evident that a driver has reduced speed; this means a driver is expected to have braked earlier and/or noticeably reduced speed in that sector.

For the safety of the marshals, please respect them.

**RED Flag:** Immediately cease driving at racing speed and proceed slowly, without overtaking, and with maximum caution to pits or start line obeying marshal's instructions, and being prepared to stop should the track be blocked.

**Blue Flags:** Please watch for Blue Flags. The onus is on the faster car to pass safely and the slower car should not suddenly change direction.

Be familiar with control flags that may be shown on the control line.

**14. Contact:** Avoidable contact will NOT be tolerated. Penalties may be applied in the event of any avoidable contact.



15. **Excessive and aggressive defending** will not be tolerated. MOTORSPORT UK Regulations state "In response to each attempted overtaking manoeuvre no more than one change of direction to defend a position is permitted. Any driver moving back towards the racing line having earlier defended his position off-line should leave at least one cars width between his own car and the edge of the track on the approach to the corner".
16. Please respect the **blend line** at the Pit Exit. Do not cross it when leaving the pit lane. Remember that most pit lanes have a speed limit of 60 km/h.
17. **Control Flags:** Control flags (Black/White, Black/Orange etc) with car numbers will normally be shown at the line. **Know where the position is and understand what the different signals mean and comply with them.**
18. **Safety Car:** be familiar with the Safety Car regulations. When you see the Safety Car (SC) boards & flags you should slow down progressively, cease racing and no overtaking. while at the same time closing the gaps. The aim is for the leader and all cars to be bunched together at around a 5 car gap to each other. The leader, on seeing the flags & boards should try to open a gap to the car in front so that, when it joins the track, the Safety Car can do so safely. During a Safety Car you can't pass other cars and should keep up with the cars in front of you. Don't leave big gaps. AT the end of a Safety Car period you can't overtake another car until you pass the Green Flag AT THE CONTROL LINE. Once the lights on the Safety Car are extinguished there must be no sudden acceleration/deceleration or 'zig-zagging'.
- In certain circumstances the Safety Car (with its lights on) may drive through the pit lane with the competing cars following behind it (for instance if there is an incident on the start / finish straight).
19. If you leave the circuit and are not able to continue please **communicate with the marshals** and comply with their instructions. If you are able please leave the car as quickly as possible and get to a place of safety behind the barriers. You may be requested to assist if the car is a straight tow.
20. There is normally a **Parc Ferme** and after the Chequered Flag your car needs to be there. Members of your team are not allowed in the Parc Ferme.
21. When not on the track there is a speed limit of 10 mph.
22. Know your responsibilities if you injure a marshal, official or spectator. See Motorsport UK Yearbook regulation H33.1.7.
23. **AT ALL TIMES** drive within the limit of your capability and that of the car. Be AWARE of what is happening around you. Give each other racing room. There is only one 'racing line' and that is when yours is the only car on track. Do not attempt overtaking manoeuvres that are marginal and likely to result in contact.
24. **RESPECT** your competitors, marshals and officials.

Wishing you all a very enjoyable and safe season.

**Terry Scannell**  
**Clerk of Course**

**THINK SAFETY**

# 2019 SAFETY BULLETIN

This safety bulletin supports MSV Site Safety Rules; Club issued Supplementary Regulations and Final Instructions.

## 1. VEHICLES + BUGGIES + QUADS

- All vehicles driven on site must be insured
- Maximum speed of 10mph around site

**NO scooters or push bikes are permitted on site (unless authorised)**



## 2. SAFE BUGGY & QUAD USE

- No children/babies as passengers
- Only drive if you hold a valid road license
- No leaving keys in ignition

- No mobile phones/eating/drinking whilst driving
- Only carry passengers if a suitable seat is available



## 3. WORKING AT HEIGHT

**Never stand on a roof without protection from falling**

- Put up secure side railings/barriers
- Use a clipped on safety harness
- Use a secured step/ladder (not a domestic ladder)
- Ensure your step/ladder is not damaged - do not use if faulty



NO DOMESTIC LADDERS

## 4. SPECTATING

- Not from tail lifts/truck roofs/trailer roofs
- Not from venue infrastructure e.g. waste bins, fencing or generators



## 5. CHILDREN IN THE PADDOCKS

- Must not play games in the paddock
- No ball games or bicycles
- No push scooters/hoverboards or skateboards
- Children must be supervised at all times

**Please move outside the working paddocks to play games**



No skateboarding  
No bicycles  
No ball games



## 6. HOT WORKS AND FUEL

- No hot works including welding on site
- Keep fuel storage to a minimum and in a safe location
- Keep fuel away from ignition sources
- No smoking near refuelling areas
- Keep a fire extinguisher close by
- Refuel when engine is turned off and cooled (except endurance races - extra precautions)



## 7. CABLES AND TAIL-LIFTS

- Cover cables with matting or tape down flat
- Tail lifts should not be left unattended at the half-way point



NO TRAILING CABLES



**Thank you. We appreciate your co-operation.**

