



MONOPOSTO CHAMPIONSHIP MONO F3 / 2000 / CLASSIC / 1400

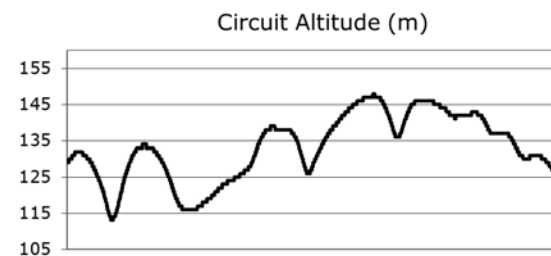
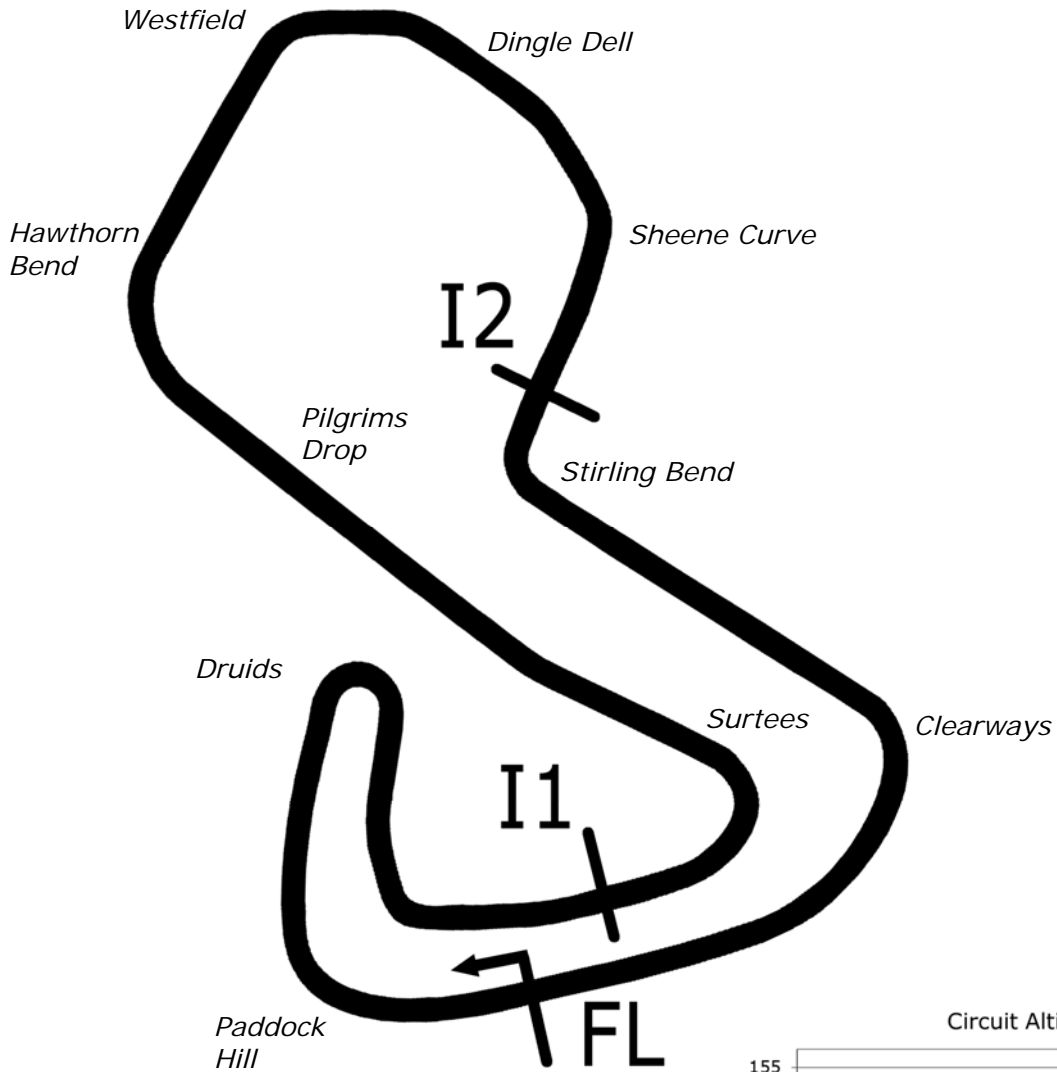
Brands Hatch GP Circuit

31st August / 1st September 2019



Results Provided by Timing Solutions Ltd
www.tsl-timing.com

Brands Hatch GP



Length	2.4332 miles	3916.0 m	
FL		51.36032 N	0.26032 E
I1	1116m	51.35934 N	0.25955 E
I2	2928m	51.35532 N	0.26250 E
Pit Entry	3646m	51.35911 N	0.25743 E
Pit Exit	26m after FL	51.36027 N	0.26078 E
Pit Entry-Pit Exit 277m, 16.6s @60kph, 12.4s @80kph			

All results available at www.tsl-timing.com

Monoposto Championship - F3, 2000, Classic, 1400

QUALIFYING - RACE 3 - AMENDED CLASSIFICATION

POS	NO	CL	PIC NAME	ENTRY	TIME	ON	LAPS	GAP	DIFF	MPH
1	94	F3	1 Ashley DIBDEN	Dallara F301	1:26.668	9	10			101.07
2	3	M1400	1 Jason TIMMS	Dallara 301	1:27.284	10	10	0.616	0.616	100.36
3	10	F3	2 Mark HARRISON	Dallara F302	1:28.852	6	10	2.184	1.568	98.58
4	27	Classic	1 James RIMMER	Dallara F392	1:29.145	8	10	2.477	0.293	98.26
5	36	F3	3 Mike HATTON	Dallara F305	1:30.128	8	10	3.460	0.983	97.19
6	44	2000	1 Kevin OTWAY	Van Diemen F4	1:31.741	7	10	5.073	1.613	95.48
7	24*	Classic	2 Robin DAWE	Formula Vauxhall Lotus	1:32.548	8	10	5.880	0.807	94.65
8	99	2000	2 Mat JORDAN	Van Diemen RF99	1:33.366	7	8	6.698	0.818	93.82
9	23	Classic	3 Will MCATEER	Reynard 923	1:33.971	7	9	7.303	0.605	93.21
10	32	2000	3 Terry CLARK	Van Diemen RF00	1:34.005	9	9	7.337	0.034	93.18
11	46	Classic	4 Jared WOOD	Formula Vauxhall Lotus	1:34.788	6	9	8.120	0.783	92.41
12	8	M1400	2 Martin WRIGHT	Dallara 301	1:36.397	9	9	9.729	1.609	90.87
13	7	M1400	3 Geoff FERN	Dallara 301	1:37.939	9	9	11.271	1.542	89.44
14	100	F3	4 Juan MORENO	Formula Renault	1:39.946	5	8	13.278	2.007	87.64
15	19	Classic	5 Nick CATANZARO	Formula Vauxhall Lotus	1:40.327	7	9	13.659	0.381	87.31
16	57	Classic	6 Edward GUEST	Anson SA3	1:42.178	9	9	15.510	1.851	85.73
17	70	2000	4 Michael JOWETT	Van Diemen RF00	1:49.634	8	8	22.966	7.456	79.90
18	69	2000	5 Richard GREENING	Swift SC98	1:50.531	7	8	23.863	0.897	79.25
EX	90*	F3	Alex FORES	Dallara F301						

Car 90 - C3.3 Eligibility - Post Practice scrutineering - Practice times diallowed and subject to re-scrutineering - No. 24 - 1 Lap time diallowed; exceeding track limits.

Weather / Track : Sunny / Dry

These results are provisional until the conclusion of any judicial and technical matters.

Brands Hatch GP

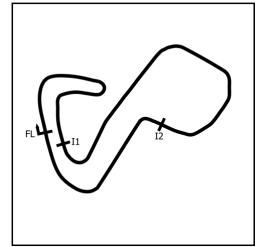
Circuit Length = 2.4332 miles

Start: 10:12 Flag 10:27 End: 10:28

Clerk Of Course :	Steward :	Timekeeper :

Monoposto Championship - F3, 2000, Classic, 1400

QUALIFYING - RACE 3 - SECTOR ANALYSIS



SECTOR 1 = FL to I1, SECTOR 2 = I1 to I2, SECTOR 3 = I2 to FL, DIFF = Difference To Personal Best Lap, P = Crossed Finish Line in Pit Lane, D = Time Disallowed

P1 90 F3 Alex FORES		Dallara F301					
IDEAL LAP TIME : 1:25.465		BEST LAP TIME : 1:25.465		DIFFERENCE : 0.000			
LAP	SECTOR 1	SECTOR 2	SECTOR 3	LAP TIME	MPH	DIFF	TIME OF DAY
1 -	OUTLAP	41.952	21.848	1:37.286	90.04	11.821	10:13:42.220
2 -	28.396	40.351	21.990	1:30.737	96.54	5.272	10:15:12.957
3 -	27.664	39.839	21.844	1:29.347	98.04	3.882	10:16:42.304
4 -	27.512	39.082	20.844	1:27.438	100.18	1.973	10:18:09.742
5 -	27.671	37.929	20.581	1:26.181 (2)	101.64	0.716	10:19:35.923
6 -	29.190	38.387	21.953	1:29.530	97.84	4.065	10:21:05.453
7 -	27.258	38.167	20.806	1:26.231 (3)	101.58	0.766	10:22:31.684
8 -	27.884	38.941	21.335	1:28.160	99.36	2.695	10:23:59.844
9 -	27.073	37.849	20.543	1:25.465 (1)	102.49		10:25:25.309
10 -	28.044	39.148	20.821	1:28.013	99.52	2.548	10:26:53.322
11 -	29.763	40.893	21.979	1:32.635	94.56	7.170	10:28:25.957

P2 94 F3 Ashley DIBDEN		Dallara F301					
IDEAL LAP TIME : 1:26.668		BEST LAP TIME : 1:26.668		DIFFERENCE : 0.000			
LAP	SECTOR 1	SECTOR 2	SECTOR 3	LAP TIME	MPH	DIFF	TIME OF DAY
1 -	OUTLAP	42.067	22.085	1:36.746	90.54	10.078	10:13:45.665
2 -	27.826	39.336	21.843	1:29.005	98.41	2.337	10:15:14.670
3 -	27.306	39.757	21.288	1:28.351	99.14	1.683	10:16:43.021
4 -	28.377	39.841	21.231	1:29.449	97.93	2.781	10:18:12.470
5 -	27.531	39.261	21.160	1:27.952	99.59	1.284	10:19:40.422
6 -	27.310	39.990	21.845	1:29.145	98.26	2.477	10:21:09.567
7 -	29.241	41.974	21.538	1:32.753	94.44	6.085	10:22:42.320
8 -	27.343	39.089	20.988	1:27.420 (3)	100.20	0.752	10:24:09.740
9 -	27.182	38.545	20.941	1:26.668 (1)	101.07		10:25:36.408
10 -	27.327	38.585	21.093	1:27.005 (2)	100.68	0.337	10:27:03.413

P3 3 M1400 Jason TIMMS		Dallara 301					
IDEAL LAP TIME : 1:27.251		BEST LAP TIME : 1:27.284		DIFFERENCE : 0.033			
LAP	SECTOR 1	SECTOR 2	SECTOR 3	LAP TIME	MPH	DIFF	TIME OF DAY
1 -	OUTLAP	51.904	25.859	1:58.462	73.94	31.178	10:14:31.997
2 -	33.267	43.658	22.551	1:39.476	88.05	12.192	10:16:11.473
3 -	30.858	41.838	21.944	1:34.640	92.55	7.356	10:17:46.113
4 -	28.928	40.315	22.086	1:31.329	95.91	4.045	10:19:17.442
5 -	28.752	39.379	21.513	1:29.644	97.71	2.360	10:20:47.086
6 -	28.498	41.622	22.004	1:32.124	95.08	4.840	10:22:19.210
7 -	28.176	39.200	21.178	1:28.554 (2)	98.92	1.270	10:23:47.764
8 -	28.136	39.849	21.222	1:29.207 (3)	98.19	1.923	10:25:16.971
9 -	28.238	40.161	21.916	1:30.315	96.99	3.031	10:26:47.286
10 -	27.816	38.257	21.211	1:27.284 (1)	100.36		10:28:14.570

P4 10 F3 Mark HARRISON		Dallara F302					
IDEAL LAP TIME : 1:28.670		BEST LAP TIME : 1:28.852		DIFFERENCE : 0.182			
LAP	SECTOR 1	SECTOR 2	SECTOR 3	LAP TIME	MPH	DIFF	TIME OF DAY
1 -	OUTLAP	49.788	24.675	1:54.217	76.69	25.365	10:14:13.562
2 -	30.246	42.466	22.526	1:35.238	91.97	6.386	10:15:48.800
3 -	28.580	40.649	22.132	1:31.361	95.88	2.509	10:17:20.161
4 -	28.021	40.013	21.667	1:29.701	97.65	0.849	10:18:49.862
5 -	28.111	42.940	22.152	1:33.203	93.98	4.351	10:20:23.065
6 -	27.707	39.759	21.386	1:28.852 (1)	98.58		10:21:51.917
7 -	27.837	40.024	21.440	1:29.301 (3)	98.09	0.449	10:23:21.218
8 -	27.899	39.577	21.566	1:29.042 (2)	98.37	0.190	10:24:50.260
9 -	30.526	44.295	21.869	1:36.690	90.59	7.838	10:26:26.950
10 -	27.794	42.474	23.347	1:33.615	93.57	4.763	10:28:00.565

Weather / Track : Sunny / Dry

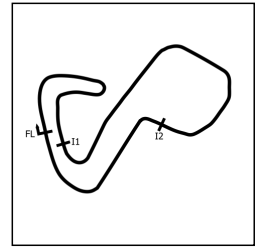
Brands Hatch GP

Circuit Length = 2.4332 miles

Start: 10:12 Flag 10:27 End: 10:28

Monoposto Championship - F3, 2000, Classic, 1400

QUALIFYING - RACE 3 - SECTOR ANALYSIS



SECTOR 1 = FL to I1, SECTOR 2 = I1 to I2, SECTOR 3 = I2 to FL, DIFF = Difference To Personal Best Lap, P = Crossed Finish Line in Pit Lane, D = Time Disallowed

P5 27 Classic James RIMMER			Dallara F392				
IDEAL LAP TIME : 1:29.011		BEST LAP TIME : 1:29.145		DIFFERENCE : 0.134			
LAP	SECTOR 1	SECTOR 2	SECTOR 3	LAP TIME	MPH	DIFF	TIME OF DAY
1 -	OUTLAP	48.037	24.844	1:53.444	77.21	24.299	10:14:33.946
2 -	32.136	43.867	23.081	1:39.084	88.40	9.939	10:16:13.030
3 -	30.486	43.057	22.434	1:35.977	91.27	6.832	10:17:49.007
4 -	29.777	40.855	21.711	1:32.343	94.86	3.198	10:19:21.350
5 -	30.502	41.949	21.566	1:34.017	93.17	4.872	10:20:55.367
6 -	28.855	40.252	21.903	1:31.010 (3)	96.25	1.865	10:22:26.377
7 -	29.659	41.465	23.078	1:34.202	92.98	5.057	10:24:00.579
8 -	28.575	39.410	21.160	1:29.145 (1)	98.26		10:25:29.724
9 -	28.441	39.493	21.479	1:29.413 (2)	97.97	0.268	10:26:59.137
10 -	29.538	51.157	22.149	1:42.844	85.17	13.699	10:28:41.981

P6 36 F3 Mike HATTON			Dallara F305				
IDEAL LAP TIME : 1:29.851		BEST LAP TIME : 1:30.128		DIFFERENCE : 0.277			
LAP	SECTOR 1	SECTOR 2	SECTOR 3	LAP TIME	MPH	DIFF	TIME OF DAY
1 -	OUTLAP	48.165	24.840	1:52.466	77.88	22.338	10:14:18.057
2 -	30.924	42.224	22.534	1:35.682	91.55	5.554	10:15:53.739
3 -	29.807	41.050	21.963	1:32.820	94.37	2.692	10:17:26.559
4 -	29.558	40.398	21.838	1:31.794	95.42	1.666	10:18:58.353
5 -	29.006	40.385	21.960	1:31.351 (3)	95.89	1.223	10:20:29.704
6 -	28.805	40.670	22.380	1:31.855	95.36	1.727	10:22:01.559
7 -	28.723	39.841	21.921	1:30.485 (2)	96.80	0.357	10:23:32.044
8 -	28.562	39.979	21.587	1:30.128 (1)	97.19		10:25:02.172
9 -	28.423	41.250	21.945	1:31.618	95.61	1.490	10:26:33.790
10 -	30.176	40.250	21.956	1:32.382	94.82	2.254	10:28:06.172

P7 44 2000 Kevin OTWAY			Van Diemen F4				
IDEAL LAP TIME : 1:31.433		BEST LAP TIME : 1:31.741		DIFFERENCE : 0.308			
LAP	SECTOR 1	SECTOR 2	SECTOR 3	LAP TIME	MPH	DIFF	TIME OF DAY
1 -	OUTLAP	48.865	24.645	1:54.225	76.68	22.484	10:14:26.031
2 -	31.736	43.633	22.975	1:38.344	89.07	6.603	10:16:04.375
3 -	29.864	42.145	22.658	1:34.667	92.53	2.926	10:17:39.042
4 -	29.433	41.836	22.651	1:33.920	93.26	2.179	10:19:12.962
5 -	29.374	41.186	22.073	1:32.633	94.56	0.892	10:20:45.595
6 -	29.061	43.251	22.449	1:34.761	92.44	3.020	10:22:20.356
7 -	29.209	40.299	22.233	1:31.741 (1)	95.48		10:23:52.097
8 -	29.099	40.318	22.335	1:31.752 (2)	95.47	0.011	10:25:23.849
9 -	29.248	40.958	22.302	1:32.508	94.69	0.767	10:26:56.357
10 -	29.632	40.396	22.306	1:32.334 (3)	94.87	0.593	10:28:28.691

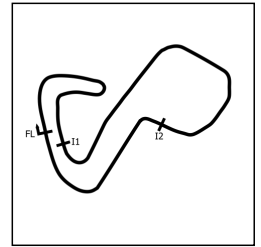
P8 24 Classic Robin DAWE			Formula Vauxhall Lotus				
IDEAL LAP TIME : 1:32.079		BEST LAP TIME : 1:32.548		DIFFERENCE : 0.469			
LAP	SECTOR 1	SECTOR 2	SECTOR 3	LAP TIME	MPH	DIFF	TIME OF DAY
1 -	OUTLAP	45.767	23.675	1:46.909	81.93	14.361	10:14:00.314
2 -	30.975	42.714	22.687	1:36.376	90.89	3.828	10:15:36.690
3 -	29.689	43.917	22.336	1:35.942	91.30	3.394	10:17:12.632
4 -	29.848	41.278	22.267	1:33.393	93.79	0.845	10:18:46.025
5 -	30.079	42.661	22.169	1:34.909	92.29	2.361	10:20:20.934
6 -	29.665	41.559	22.164	1:33.388 (3)	93.80	0.840	10:21:54.322
7 -	29.370	40.705	22.350	1:32.425 D	94.77		10:23:26.747
8 -	29.413	40.688	22.447	1:32.548 (1)	94.65		10:24:59.295
9 -	29.272	42.799	22.232	1:34.303	92.89	1.755	10:26:33.598
10 -	29.583	41.665	22.119	1:33.367 (2)	93.82	0.819	10:28:06.965

Weather / Track : Sunny / Dry

Brands Hatch GP
Circuit Length = 2.4332 miles
Start: 10:12 Flag 10:27 End: 10:28

Monoposto Championship - F3, 2000, Classic, 1400

QUALIFYING - RACE 3 - SECTOR ANALYSIS



SECTOR 1 = FL to I1, SECTOR 2 = I1 to I2, SECTOR 3 = I2 to FL, DIFF = Difference To Personal Best Lap, P = Crossed Finish Line in Pit Lane, D = Time Disallowed

P9 99 2000 Mat JORDAN		Van Diemen RF99					
IDEAL LAP TIME : 1:33.196		BEST LAP TIME : 1:33.366		DIFFERENCE : 0.170			
LAP	SECTOR 1	SECTOR 2	SECTOR 3	LAP TIME	MPH	DIFF	TIME OF DAY
1 -	OUTLAP	46.960	24.119	1:48.196	80.96	14.830	10:16:23.266
2 -	31.146	43.075	23.203	1:37.424	89.91	4.058	10:18:00.690
3 -	30.170	41.705	22.543	1:34.418	92.77	1.052	10:19:35.108
4 -	30.763	41.370	23.060	1:35.193	92.02	1.827	10:21:10.301
5 -	29.911	41.398	22.726	1:34.035 (3)	93.15	0.669	10:22:44.336
6 -	29.721	41.155	23.173	1:34.049	93.14	0.683	10:24:18.385
7 -	29.498	41.294	22.574	1:33.366 (1)	93.82		10:25:51.751
8 -	29.611	41.214	22.655	1:33.480 (2)	93.70	0.114	10:27:25.231

P10 23 Classic Will MCATEER		Reynard 923					
IDEAL LAP TIME : 1:33.807		BEST LAP TIME : 1:33.971		DIFFERENCE : 0.164			
LAP	SECTOR 1	SECTOR 2	SECTOR 3	LAP TIME	MPH	DIFF	TIME OF DAY
1 -	OUTLAP	49.756	24.807	1:52.147	78.11	18.176	10:15:15.207
2 -	31.555	44.146	23.490	1:39.191	88.31	5.220	10:16:54.398
3 -	30.802	45.111	23.448	1:39.361	88.16	5.390	10:18:33.759
4 -	30.633	42.369	23.125	1:36.127	91.12	2.156	10:20:09.886
5 -	29.852	41.975	22.807	1:34.634 (3)	92.56	0.663	10:21:44.520
6 -	29.766	41.695	22.742	1:34.203 (2)	92.98	0.232	10:23:18.723
7 -	29.609	41.859	22.503	1:33.971 (1)	93.21		10:24:52.694
8 -	29.909	43.109	22.578	1:35.596	91.63	1.625	10:26:28.290
9 -	30.879	42.631	23.254	1:36.764	90.52	2.793	10:28:05.054

P11 32 2000 Terry CLARK		Van Diemen RF00					
IDEAL LAP TIME : 1:33.823		BEST LAP TIME : 1:34.005		DIFFERENCE : 0.182			
LAP	SECTOR 1	SECTOR 2	SECTOR 3	LAP TIME	MPH	DIFF	TIME OF DAY
1 -	OUTLAP	48.828	24.736	1:57.467	74.57	23.462	10:14:55.144
2 -	30.887	43.982	23.200	1:38.069	89.32	4.064	10:16:33.213
3 -	30.583	42.599	22.841	1:36.023	91.22	2.018	10:18:09.236
4 -	30.665	43.010	22.900	1:36.575	90.70	2.570	10:19:45.811
5 -	29.681	41.853	22.712	1:34.246 (2)	92.94	0.241	10:21:20.057
6 -	30.477	44.828	23.589	1:38.894	88.57	4.889	10:22:58.951
7 -	30.374	42.699	23.097	1:36.170	91.08	2.165	10:24:35.121
8 -	30.294	42.419	22.649	1:35.362 (3)	91.85	1.357	10:26:10.483
9 -	29.863	41.538	22.604	1:34.005 (1)	93.18		10:27:44.488

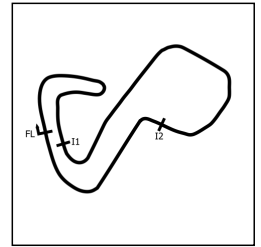
P12 46 Classic Jared WOOD		Formula Vauxhall Lotus					
IDEAL LAP TIME : 1:34.660		BEST LAP TIME : 1:34.788		DIFFERENCE : 0.128			
LAP	SECTOR 1	SECTOR 2	SECTOR 3	LAP TIME	MPH	DIFF	TIME OF DAY
1 -	OUTLAP	50.195	24.634	1:54.390	76.57	19.602	10:15:03.192
2 -	31.399	44.055	23.741	1:39.195	88.30	4.407	10:16:42.387
3 -	30.416	43.016	23.024	1:36.456	90.81	1.668	10:18:18.843
4 -	30.263	43.096	23.012	1:36.371	90.89	1.583	10:19:55.214
5 -	29.982	42.550	23.002	1:35.534 (2)	91.69	0.746	10:21:30.748
6 -	29.766	42.270	22.752	1:34.788 (1)	92.41		10:23:05.536
7 -	30.162	43.725	22.925	1:36.812	90.48	2.024	10:24:42.348
8 -	29.775	43.652	22.682	1:36.109 (3)	91.14	1.321	10:26:18.457
9 -	29.765	44.145	22.625	1:36.535	90.74	1.747	10:27:54.992

Weather / Track : Sunny / Dry

Brands Hatch GP
 Circuit Length = 2.4332 miles
 Start: 10:12 Flag 10:27 End: 10:28

Monoposto Championship - F3, 2000, Classic, 1400

QUALIFYING - RACE 3 - SECTOR ANALYSIS



SECTOR 1 = FL to I1, SECTOR 2 = I1 to I2, SECTOR 3 = I2 to FL, DIFF = Difference To Personal Best Lap, P = Crossed Finish Line in Pit Lane, D = Time Disallowed

P13		8 M1400		Martin WRIGHT		Dallara 301	
IDEAL LAP TIME : 1:35.763		BEST LAP TIME : 1:36.397		DIFFERENCE : 0.634			
LAP	SECTOR 1	SECTOR 2	SECTOR 3	LAP TIME	MPH	DIFF	TIME OF DAY
1 -	OUTLAP	49.323	25.279	2:00.714	72.56	24.317	10:15:02.675
2 -	33.131	46.345	24.370	1:43.846	84.35	7.449	10:16:46.521
3 -	30.882	44.420	23.666	1:38.968	88.51	2.571	10:18:25.489
4 -	30.900	43.885	23.187	1:37.972	89.41	1.575	10:20:03.461
5 -	30.379	44.158	22.966	1:37.503 (2)	89.84	1.106	10:21:40.964
6 -	29.999	43.337	25.427	1:38.763	88.69	2.366	10:23:19.727
7 -	31.207	43.191	23.473	1:37.871 (3)	89.50	1.474	10:24:57.598
8 -	30.334	45.673	23.350	1:39.357	88.16	2.960	10:26:36.955
9 -	30.633	42.911	22.853	1:36.397 (1)	90.87		10:28:13.352

P14		7 M1400		Geoff FERN		Dallara 301	
IDEAL LAP TIME : 1:37.558		BEST LAP TIME : 1:37.939		DIFFERENCE : 0.381			
LAP	SECTOR 1	SECTOR 2	SECTOR 3	LAP TIME	MPH	DIFF	TIME OF DAY
1 -	OUTLAP	47.432	24.681	1:49.728	79.83	11.789	10:15:23.380
2 -	31.590	45.509	23.972	1:41.071	86.67	3.132	10:17:04.451
3 -	31.133	44.822	23.248	1:39.203	88.30	1.264	10:18:43.654
4 -	31.133	45.706	23.516	1:40.355	87.28	2.416	10:20:24.009
5 -	30.312	44.493	23.680	1:38.485	88.94	0.546	10:22:02.494
6 -	30.582	44.318	23.378	1:38.278 (3)	89.13	0.339	10:23:40.772
7 -	30.175	44.247	23.687	1:38.109 (2)	89.28	0.170	10:25:18.881
8 -	30.505	44.452	23.642	1:38.599	88.84	0.660	10:26:57.480
9 -	30.556	44.212	23.171	1:37.939 (1)	89.44		10:28:35.419

P15		100 F3		Juan MORENO		Formula Renault	
IDEAL LAP TIME : 1:39.644		BEST LAP TIME : 1:39.946		DIFFERENCE : 0.302			
LAP	SECTOR 1	SECTOR 2	SECTOR 3	LAP TIME	MPH	DIFF	TIME OF DAY
1 -	OUTLAP	52.259	26.191	2:05.012	70.07	25.066	10:15:05.658
2 -	33.237	45.757	23.898	1:42.892	85.13	2.946	10:16:48.550
3 -	31.960	45.563	23.578	1:41.101	86.64	1.155	10:18:29.651
4 -	1:29.043	48.334	27.514	2:44.891	53.12	1:04.945	10:21:14.542
5 -	31.528	45.202	23.216	1:39.946 (1)	87.64		10:22:54.488
6 -	31.664	45.208	23.897	1:40.769 (3)	86.92	0.823	10:24:35.257
7 -	32.259	45.607	23.446	1:41.312	86.46	1.366	10:26:16.569
8 -	31.968	44.900	23.456	1:40.324 (2)	87.31	0.378	10:27:56.893

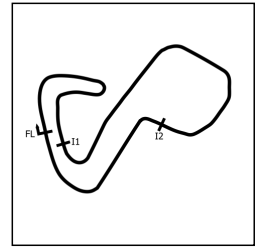
P16		19 Classic		Nick CATANZARO		Formula Vauxhall Lotus	
IDEAL LAP TIME : 1:40.158		BEST LAP TIME : 1:40.327		DIFFERENCE : 0.169			
LAP	SECTOR 1	SECTOR 2	SECTOR 3	LAP TIME	MPH	DIFF	TIME OF DAY
1 -	OUTLAP	51.097	25.834	1:56.789	75.00	16.462	10:14:23.975
2 -	33.108	47.448	25.162	1:45.718	82.86	5.391	10:16:09.693
3 -	32.155	46.659	24.098	1:42.912	85.11	2.585	10:17:52.605
4 -	31.472	46.645	24.122	1:42.239	85.68	1.912	10:19:34.844
5 -	32.085	46.219	24.002	1:42.306	85.62	1.979	10:21:17.150
6 -	32.112	45.941	24.991	1:43.044	85.01	2.717	10:23:00.194
7 -	31.516	45.097	23.714	1:40.327 (1)	87.31		10:24:40.521
8 -	31.396	45.278	24.365	1:41.039 (2)	86.69	0.712	10:26:21.560
9 -	31.347	46.258	23.894	1:41.499 (3)	86.30	1.172	10:28:03.059

Weather / Track : Sunny / Dry

Brands Hatch GP
Circuit Length = 2.4332 miles
Start: 10:12 Flag 10:27 End: 10:28

Monoposto Championship - F3, 2000, Classic, 1400

QUALIFYING - RACE 3 - SECTOR ANALYSIS



SECTOR 1 = FL to I1, SECTOR 2 = I1 to I2, SECTOR 3 = I2 to FL, DIFF = Difference To Personal Best Lap, P = Crossed Finish Line in Pit Lane, D = Time Disallowed

P17 57 Classic Edward GUEST			Anson SA3				
IDEAL LAP TIME : 1:41.540		BEST LAP TIME : 1:42.178		DIFFERENCE : 0.638			
LAP	SECTOR 1	SECTOR 2	SECTOR 3	LAP TIME	MPH	DIFF	TIME OF DAY
1 -	OUTLAP	49.772	25.844	1:55.494	75.84	13.316	10:14:46.664
2 -	33.281	47.596	24.707	1:45.584	82.96	3.406	10:16:32.248
3 -	32.884	47.374	24.170	1:44.428	83.88	2.250	10:18:16.676
4 -	32.572	46.070	24.017	1:42.659 (3)	85.32	0.481	10:19:59.335
5 -	31.833	46.346	24.890	1:43.069	84.99	0.891	10:21:42.404
6 -	33.189	46.881	24.720	1:44.790	83.59	2.612	10:23:27.194
7 -	32.266	46.127	23.976	1:42.369 (2)	85.57	0.191	10:25:09.563
8 -	32.252	46.270	24.243	1:42.765	85.24	0.587	10:26:52.328
9 -	32.367	45.731	24.080	1:42.178 (1)	85.73		10:28:34.506

P18 70 2000 Michael JOWETT			Van Diemen RF00				
IDEAL LAP TIME : 1:48.223		BEST LAP TIME : 1:49.634		DIFFERENCE : 1.411			
LAP	SECTOR 1	SECTOR 2	SECTOR 3	LAP TIME	MPH	DIFF	TIME OF DAY
1 -	OUTLAP	1:02.188	31.823	2:27.748	59.28	38.114	10:15:24.592
2 -	37.039	53.902	27.726	1:58.667	73.81	9.033	10:17:23.259
3 -	35.435	51.698	27.259	1:54.392	76.57	4.758	10:19:17.651
4 -	33.999	49.590	27.273	1:50.862	79.01	1.228	10:21:08.513
5 -	34.531	49.853	25.608	1:49.992 (3)	79.64	0.358	10:22:58.505
6 -	34.685	49.202	26.391	1:50.278	79.43	0.644	10:24:48.783
7 -	33.413	50.641	25.628	1:49.682 (2)	79.86	0.048	10:26:38.465
8 -	34.006	49.211	26.417	1:49.634 (1)	79.90		10:28:28.099

P19 69 2000 Richard GREENING			Swift SC98				
IDEAL LAP TIME : 1:50.302		BEST LAP TIME : 1:50.531		DIFFERENCE : 0.229			
LAP	SECTOR 1	SECTOR 2	SECTOR 3	LAP TIME	MPH	DIFF	TIME OF DAY
1 -	OUTLAP	55.497	28.320	2:06.720	69.12	16.189	10:14:45.452
2 -	37.249	52.693	27.348	1:57.290	74.68	6.759	10:16:42.742
3 -	36.177	51.758	26.613	1:54.548	76.47	4.017	10:18:37.290
4 -	35.339	52.892	26.593	1:54.824	76.28	4.293	10:20:32.114
5 -	35.303	53.240	26.579	1:55.122	76.09	4.591	10:22:27.236
6 -	35.259	50.354	27.232	1:52.845 (3)	77.62	2.314	10:24:20.081
7 -	34.530	49.593	26.408	1:50.531 (1)	79.25		10:26:10.612
8 -	34.301	51.467	26.602	1:52.370 (2)	77.95	1.839	10:28:02.982

Monoposto Championship - F3, 2000, Classic, 1400

QUALIFYING - RACE 3 - BEST SECTORS

SECTOR 1			SECTOR 2			SECTOR 3			IDEAL / BEST COMPARISON						
POS	NO	NAME	TIME	NO	NAME	TIME	NO	NAME	TIME	POS	NO	NAME	IDEAL	BEST	DIFF
													PERFECT LAP	1:25.465	
1	90	FORES	27.073	90	FORES	37.849	90	FORES	20.543	1	90	FORES	1:25.465	1:25.465	0.000
2	94	DIBDEN	27.182	3	TIMMS	38.257	94	DIBDEN	20.941	2	94	DIBDEN	1:26.668	1:26.668	0.000
3	10	HARRISON	27.707	94	DIBDEN	38.545	27	RIMMER	21.160	3	3	TIMMS	1:27.251	1:27.284	0.033
4	3	TIMMS	27.816	27	RIMMER	39.410	3	TIMMS	21.178	4	10	HARRISON	1:28.670	1:28.852	0.182
5	36	HATTON	28.423	10	HARRISON	39.577	10	HARRISON	21.386	5	27	RIMMER	1:29.011	1:29.145	0.134
6	27	RIMMER	28.441	36	HATTON	39.841	36	HATTON	21.587	6	36	HATTON	1:29.851	1:30.128	0.277
7	44	OTWAY	29.061	44	OTWAY	40.299	44	OTWAY	22.073	7	44	OTWAY	1:31.433	1:31.741	0.308
8	24	DAWE	29.272	24	DAWE	40.688	24	DAWE	22.119	8	24	DAWE	1:32.079	1:32.548	0.469
9	99	JORDAN	29.498	99	JORDAN	41.155	23	MCATEER	22.503	9	99	JORDAN	1:33.196	1:33.366	0.170
10	23	MCATEER	29.609	32	CLARK	41.538	99	JORDAN	22.543	10	23	MCATEER	1:33.807	1:33.971	0.164
11	32	CLARK	29.681	23	MCATEER	41.695	32	CLARK	22.604	11	32	CLARK	1:33.823	1:34.005	0.182
12	46	WOOD	29.765	46	WOOD	42.270	46	WOOD	22.625	12	46	WOOD	1:34.660	1:34.788	0.128
13	8	WRIGHT	29.999	8	WRIGHT	42.911	8	WRIGHT	22.853	13	8	WRIGHT	1:35.763	1:36.397	0.634
14	7	FERN	30.175	7	FERN	44.212	7	FERN	23.171	14	7	FERN	1:37.558	1:37.939	0.381
15	19	CATANZARO	31.347	100	MORENO	44.900	100	MORENO	23.216	15	100	MORENO	1:39.644	1:39.946	0.302
16	100	MORENO	31.528	19	CATANZARO	45.097	19	CATANZARO	23.714	16	19	CATANZARO	1:40.158	1:40.327	0.169
17	57	GUEST	31.833	57	GUEST	45.731	57	GUEST	23.976	17	57	GUEST	1:41.540	1:42.178	0.638
18	70	JOWETT	33.413	70	JOWETT	49.202	70	JOWETT	25.608	18	70	JOWETT	1:48.223	1:49.634	1.411
19	69	GREENING	34.301	69	GREENING	49.593	69	GREENING	26.408	19	69	GREENING	1:50.302	1:50.531	0.229

Weather / Track : Sunny / Dry

Results can be found at www.tsl-timing.com

Brands Hatch GP

Circuit Length = 2.4332 miles

Start: 10:12 Flag 10:27 End: 10:28

Printed - 10:29 Saturday, 31 August 2019

Monoposto Championship - F3, 2000, Classic, 1400

QUALIFYING - RACE 3 - STATISTICS

Competitors Started 19
Planned Start 2019-08-31 @ 10:20:00.000
Actual Start 2019-08-31 @ 10:12:02.237
Finish Time 2019-08-31 @ 10:27:02.494
Track Length 2.4332mi.
Total Laps 176
Total Distance Covered 428.2589mi.

Session Fastest Lap History

NO	CL	NAME	LAP TIME	TIME OF DAY	LAP	VEHICLE
90	F3	Alex FORES	1:30.737	10:15:12.970	2	Dallara F301
94	F3	Ashley DIBDEN	1:29.005	10:15:14.686	2	Dallara F301
94	F3	Ashley DIBDEN	1:28.351	10:16:43.044	3	Dallara F301
90	F3	Alex FORES	1:27.438	10:18:09.754	4	Dallara F301
90	F3	Alex FORES	1:26.181	10:19:35.935	5	Dallara F301
90	F3	Alex FORES	1:25.465	10:25:25.321	9	Dallara F301

Flag History

TYPE	TIME OF DAY
GREEN	10:12:02.237
FINISH	10:27:02.494

Flag Statistics

TYPE	COUNT	TOTAL LAPS	TOTAL TIME
Green	1	11	16:46.374
Red	0	0	0.000
Safety Car	0	0	0.000
FCY	0	0	0.000

Weather / Track : Sunny / Dry

These results are provisional until the conclusion of any judicial and technical matters.

Brands Hatch GP

Circuit Length = 2.4332 miles

Start: 10:12 Flag 10:27 End: 10:28

Clerk Of Course :		Timekeeper :
-------------------	--	--------------

Monoposto Championship - F3, 2000, Classic, 1400

QUALIFYING - RACE 3 - STATISTICS

CLASS : F3

5 Starters

Fastest Lap History

NO	NAME	LAP TIME	TIME OF DAY	LAP	VEHICLE
90	Alex FORES	1:30.737	10:15:12.970	2	Dallara F301
94	Ashley DIBDEN	1:29.005	10:15:14.686	2	Dallara F301
94	Ashley DIBDEN	1:28.351	10:16:43.044	3	Dallara F301
90	Alex FORES	1:27.438	10:18:09.754	4	Dallara F301
90	Alex FORES	1:26.181	10:19:35.935	5	Dallara F301
90	Alex FORES	1:25.465	10:25:25.321	9	Dallara F301

Weather / Track : Sunny / Dry

These results are provisional until the conclusion of any judicial and technical matters.

Brands Hatch GP

Circuit Length = 2.4332 miles

Start: 10:12 Flag 10:27 End: 10:28

Clerk Of Course :

Timekeeper :

Monoposto Championship - F3, 2000, Classic, 1400

QUALIFYING - RACE 3 - STATISTICS

CLASS : M1400

3 Starters

Fastest Lap History

NO	NAME	LAP TIME	TIME OF DAY	LAP	VEHICLE
3	Jason TIMMS	1:39.476	10:16:11.491	2	Dallara 301
3	Jason TIMMS	1:34.640	10:17:46.131	3	Dallara 301
3	Jason TIMMS	1:31.329	10:19:17.462	4	Dallara 301
3	Jason TIMMS	1:29.644	10:20:47.104	5	Dallara 301
3	Jason TIMMS	1:28.554	10:23:47.782	7	Dallara 301
3	Jason TIMMS	1:27.284	10:28:14.589	10	Dallara 301

Weather / Track : Sunny / Dry

These results are provisional until the conclusion of any judicial and technical matters.

Brands Hatch GP

Circuit Length = 2.4332 miles

Start: 10:12 Flag 10:27 End: 10:28

Clerk Of Course :

Timekeeper :

Monoposto Championship - F3, 2000, Classic, 1400

QUALIFYING - RACE 3 - STATISTICS

CLASS : 2000

5 Starters

Fastest Lap History

NO	NAME	LAP TIME	TIME OF DAY	LAP	VEHICLE
44	Kevin OTWAY	1:38.344	10:16:04.386	2	Van Diemen F4
32	Terry CLARK	1:38.069	10:16:33.226	2	Van Diemen RF00
44	Kevin OTWAY	1:34.667	10:17:39.054	3	Van Diemen F4
44	Kevin OTWAY	1:33.920	10:19:12.974	4	Van Diemen F4
44	Kevin OTWAY	1:32.633	10:20:45.606	5	Van Diemen F4
44	Kevin OTWAY	1:31.741	10:23:52.108	7	Van Diemen F4

Weather / Track : Sunny / Dry

These results are provisional until the conclusion of any judicial and technical matters.

Brands Hatch GP

Circuit Length = 2.4332 miles

Start: 10:12 Flag 10:27 End: 10:28

Clerk Of Course :

Timekeeper :

Monoposto Championship - F3, 2000, Classic, 1400

QUALIFYING - RACE 3 - STATISTICS

CLASS : Classic

6 Starters

Fastest Lap History

NO	NAME	LAP TIME	TIME OF DAY	LAP	VEHICLE
24	Robin DAWE	1:36.376	10:15:36.698	2	Formula Vauxhall Lotus
24	Robin DAWE	1:35.942	10:17:12.639	3	Formula Vauxhall Lotus
24	Robin DAWE	1:33.393	10:18:46.032	4	Formula Vauxhall Lotus
27	James RIMMER	1:32.343	10:19:21.380	4	Dallara F392
27	James RIMMER	1:31.010	10:22:26.408	6	Dallara F392
27	James RIMMER	1:29.145	10:25:29.754	8	Dallara F392

Weather / Track : Sunny / Dry

These results are provisional until the conclusion of any judicial and technical matters.

Brands Hatch GP

Circuit Length = 2.4332 miles

Start: 10:12 Flag 10:27 End: 10:28

Clerk Of Course :

Timekeeper :

Monoposto Championship - F3, 2000, Classic, 1400

RACE 3 - GRID - AMENDED (15 minutes)

ROW 10	19	90	Alex FORES <i>Plus 10 second delay</i>	1:50.531	18	69	Richard GREENING
ROW 9	17	70	Mchael JOWETT 1:49.634				
ROW 8	15	19	Nick CATANZARO 1:40.327		16	57	Edward GUEST 1:42.178
ROW 7	13	7	Geoff FERN 1:37.939		14	100	Juan MDRENO 1:39.946
ROW 6	11	46	Jared WOOD 1:34.788		12	8	Martin WRIGHT 1:36.397
ROW 5	9	23	Will MCATEER 1:33.971		10	32	Terry CLARK 1:34.005
ROW 4	7	24	Robin DAWE 1:32.548		8	99	Mat JORDAN 1:33.366
ROW 3	5	36	Mke HATTON 1:30.128		6	44	Kevin OTWAY 1:31.741
ROW 2	3	10	Mark HARRISON 1:28.852		4	27	James RIMMER 1:29.145
ROW 1	1	94	Ashley DIBDEN 1:26.668 Pole		2	3	Jason TIMMS 1:27.284

Brands Hatch GP
Circuit Length = 2.4332 miles

These results are provisional until the conclusion of any judicial and technical matters.

Clerk Of Course :	Steward :	Timekeeper :
-------------------	-----------	--------------

Monoposto Championship - F3, 2000, Classic, 1400

RACE 3 - CLASSIFICATION

POS	NO	CL	PIC NAME	ENTRY	LAPS	TIME	GAP	DIFF	MPH	BEST	ON
1	94	F3	1 Ashley DIBDEN	Dallara F301	10	14:55.681			97.80	1:27.796	10
2	3	M1400	1 Jason TIMMS	Dallara 301	10	15:03.564	7.883	7.883	96.94	1:28.467	5
3	10	F3	2 Mark HARRISON	Dallara F302	10	15:11.991	16.310	8.427	96.05	1:29.252	5
4	36	F3	3 Mke HATTON	Dallara F305	10	15:39.875	44.194	27.884	93.20	1:31.917	10
5	44	2000	1 Kevin OTWAY	Van Diemen F4	10	15:41.235	45.554	1.360	93.06	1:31.195	9
6	24	Classic	1 Robin DAWE	Formula Vauxhall Lotus	10	15:42.597	46.916	1.362	92.93	1:32.556	5
7	23	Classic	2 Will MCATEER	Reynard 923	10	16:02.188	1:06.507	19.591	91.04	1:33.466	7
8	8	M1400	2 Martin WRIGHT	Dallara 301	10	16:03.306	1:07.625	1.118	90.93	1:33.224	10
9	46	Classic	3 Jared WOOD	Formula Vauxhall Lotus	10	16:04.719	1:09.038	1.413	90.80	1:34.261	6
10	32	2000	2 Terry CLARK	Van Diemen RF00	10	16:05.206	1:09.525	0.487	90.75	1:34.286	7
11	99	2000	3 Mat JORDAN	Van Diemen RF99	10	16:06.079	1:10.398	0.873	90.67	1:34.474	8
12	100	F3	4 Juan MORENO	Formula Renault	9	15:17.066	1 Lap	1 Lap	85.96	1:39.033	7
13	19	Classic	4 Nick CATANZARO	Formula Vauxhall Lotus	9	15:21.443	1 Lap	4.377	85.55	1:39.788	3
14	57	Classic	5 Edward GUEST	Anson SA3	9	15:37.402	1 Lap	15.959	84.10	1:41.517	2
15	70	2000	4 Mchael JOWETT	Van Diemen RF00	9	16:17.937	1 Lap	40.535	80.61	1:46.202	6
16	69	2000	5 Richard GREENING	Swift SC98	9	16:18.404	1 Lap	0.467	80.57	1:45.503	6

NOT CLASSIFIED

DNF	27	Classic	James RIMMER	Dallara F392	9	14:07.460	1 Lap		93.02	1:31.625	4
NC	7	M1400	Geoff FERN	Dallara 301	7	16:25.212	3 Laps	2 Laps	62.23	1:37.075	5
DNF	90	F3	Alex FORES	Dallara F301	4	6:17.245	6 Laps	3 Laps	92.88	1:27.967	4

FASTEST LAP

94	F3	Ashley DIBDEN	Dallara F301	10	1:27.796	99.77 mph	160.57 kph
3	M1400	Jason TIMMS	Dallara 301	5	1:28.467	99.01 mph	159.35 kph
44	2000	Kevin OTWAY	Van Diemen F4	9	1:31.195	96.05 mph	154.58 kph
27	Classic	James RIMMER	Dallara F392	4	1:31.625	95.60 mph	153.86 kph

Weather / Track : Sunny / Dry

These results are provisional until the conclusion of any judicial and technical matters.

Brands Hatch GP

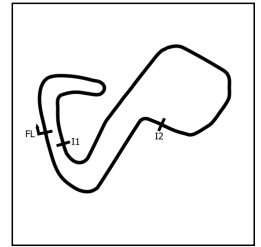
Circuit Length = 2.4332 miles

Start: 13:05 Flag 13:20 End: 13:21

Clerk Of Course :	Steward :	Timekeeper :
-------------------	-----------	--------------

Monoposto Championship - F3, 2000, Classic, 1400

RACE 3 - SECTOR ANALYSIS



SECTOR 1 = FL to I1, SECTOR 2 = I1 to I2, SECTOR 3 = I2 to FL, DIFF = Difference To Personal Best Lap, P = Crossed Finish Line in Pit Lane, D = Time Disallowed

P1 94 F3 Ashley DIBDEN		Dallara F301					
IDEAL LAP TIME : 1:27.652		BEST LAP TIME : 1:27.796		DIFFERENCE : 0.144			
LAP	SECTOR 1	SECTOR 2	SECTOR 3	LAP TIME	MPH	DIFF	TIME OF DAY
1 -		39.899	21.579	1:35.475	91.74	7.679	13:06:51.914
2 -	28.000	39.575	21.557	1:29.132	98.27	1.336	13:08:21.046
3 -	27.769	39.070	21.284	1:28.123 (2)	99.40	0.327	13:09:49.169
4 -	27.752	39.188	21.331	1:28.271	99.23	0.475	13:11:17.440
5 -	27.607	39.155	21.420	1:28.182 (3)	99.33	0.386	13:12:45.622
6 -	27.958	39.473	21.306	1:28.737	98.71	0.941	13:14:14.359
7 -	28.273	39.799	21.511	1:29.583	97.78	1.787	13:15:43.942
8 -	28.028	39.674	21.580	1:29.282	98.11	1.486	13:17:13.224
9 -	29.600	39.820	21.680	1:31.100	96.15	3.304	13:18:44.324
10 -	27.751	38.887	21.158	1:27.796 (1)	99.77		13:20:12.120

P2 3 M1400 Jason TIMMS		Dallara 301					
IDEAL LAP TIME : 1:28.077		BEST LAP TIME : 1:28.467		DIFFERENCE : 0.390			
LAP	SECTOR 1	SECTOR 2	SECTOR 3	LAP TIME	MPH	DIFF	TIME OF DAY
1 -		41.433	21.684	1:38.980	88.50	10.513	13:06:55.419
2 -	28.741	39.755	20.983	1:29.479	97.89	1.012	13:08:24.898
3 -	28.241	39.474	20.994	1:28.709 (2)	98.74	0.242	13:09:53.607
4 -	28.179	39.577	21.104	1:28.860 (3)	98.58	0.393	13:11:22.467
5 -	28.276	39.115	21.076	1:28.467 (1)	99.01		13:12:50.934
6 -	28.774	40.084	21.367	1:30.225	97.08	1.758	13:14:21.159
7 -	28.491	39.148	21.305	1:28.944	98.48	0.477	13:15:50.103
8 -	28.074	39.970	21.135	1:29.179	98.22	0.712	13:17:19.282
9 -	28.009	41.468	21.918	1:31.395	95.84	2.928	13:18:50.677
10 -	27.979	39.531	21.816	1:29.326	98.06	0.859	13:20:20.003

P3 10 F3 Mark HARRISON		Dallara F302					
IDEAL LAP TIME : 1:29.148		BEST LAP TIME : 1:29.252		DIFFERENCE : 0.104			
LAP	SECTOR 1	SECTOR 2	SECTOR 3	LAP TIME	MPH	DIFF	TIME OF DAY
1 -		41.744	21.706	1:38.367	89.05	9.115	13:06:54.806
2 -	28.291	39.949	21.614	1:29.854 (3)	97.48	0.602	13:08:24.660
3 -	28.267	40.751	21.587	1:30.605	96.68	1.353	13:09:55.265
4 -	28.063	39.733	21.545	1:29.341 (2)	98.04	0.089	13:11:24.606
5 -	28.086	39.814	21.352	1:29.252 (1)	98.14		13:12:53.858
6 -	28.336	40.494	21.951	1:30.781	96.49	1.529	13:14:24.639
7 -	28.600	40.070	21.651	1:30.321	96.98	1.069	13:15:54.960
8 -	28.541	40.189	22.328	1:31.058	96.20	1.806	13:17:26.018
9 -	28.800	40.596	21.823	1:31.219	96.03	1.967	13:18:57.237
10 -	28.878	40.563	21.752	1:31.193	96.05	1.941	13:20:28.430

P4 36 F3 Mike HATTON		Dallara F305					
IDEAL LAP TIME : 1:31.274		BEST LAP TIME : 1:31.917		DIFFERENCE : 0.643			
LAP	SECTOR 1	SECTOR 2	SECTOR 3	LAP TIME	MPH	DIFF	TIME OF DAY
1 -		42.818	22.440	1:42.779	85.22	10.862	13:06:59.218
2 -	29.801	41.205	22.560	1:33.566	93.62	1.649	13:08:32.784
3 -	29.461	41.126	22.242	1:32.829 (3)	94.36	0.912	13:10:05.613
4 -	30.027	40.970	22.265	1:33.262	93.92	1.345	13:11:38.875
5 -	30.536	40.499	22.328	1:33.363	93.82	1.446	13:13:12.238
6 -	29.245	40.925	22.226	1:32.396 (2)	94.80	0.479	13:14:44.634
7 -	29.510	41.432	22.198	1:33.140	94.05	1.223	13:16:17.774
8 -	30.187	41.210	22.357	1:33.754	93.43	1.837	13:17:51.528
9 -	29.591	40.948	22.330	1:32.869	94.32	0.952	13:19:24.397
10 -	29.888	40.304	21.725	1:31.917 (1)	95.30		13:20:56.314

Weather / Track : Sunny / Dry

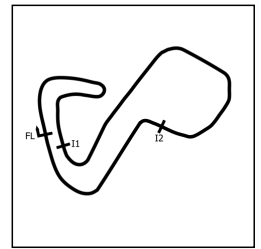
Brands Hatch GP

Circuit Length = 2.4332 miles

Start: 13:05 Flag 13:20 End: 13:21

Monoposto Championship - F3, 2000, Classic, 1400

RACE 3 - SECTOR ANALYSIS



SECTOR 1 = FL to I1, SECTOR 2 = I1 to I2, SECTOR 3 = I2 to FL, DIFF = Difference To Personal Best Lap, P = Crossed Finish Line in Pit Lane, D = Time Disallowed

P5 44 2000 Kevin OTWAY				Van Diemen F4			
IDEAL LAP TIME : 1:31.185		BEST LAP TIME : 1:31.195		DIFFERENCE : 0.010			
LAP	SECTOR 1	SECTOR 2	SECTOR 3	LAP TIME	MPH	DIFF	TIME OF DAY
1 -		43.901	23.092	1:46.245	82.44	15.050	13:07:02.684
2 -	30.069	41.725	22.685	1:34.479	92.71	3.284	13:08:37.163
3 -	30.130	41.552	22.413	1:34.095	93.09	2.900	13:10:11.258
4 -	29.514	41.402	22.240	1:33.156	94.03	1.961	13:11:44.414
5 -	29.485	41.272	22.406	1:33.163	94.02	1.968	13:13:17.577
6 -	29.388	40.761	22.270	1:32.419	94.78	1.224	13:14:49.996
7 -	29.309	40.869	22.054	1:32.232 (3)	94.97	1.037	13:16:22.228
8 -	29.331	40.542	22.061	1:31.934 (2)	95.28	0.739	13:17:54.162
9 -	29.117	40.093	21.985	1:31.195 (1)	96.05		13:19:25.357
10 -	29.618	40.724	21.975	1:32.317	94.88	1.122	13:20:57.674

P6 24 Classic Robin DAWE				Formula Vauxhall Lotus			
IDEAL LAP TIME : 1:32.413		BEST LAP TIME : 1:32.556		DIFFERENCE : 0.143			
LAP	SECTOR 1	SECTOR 2	SECTOR 3	LAP TIME	MPH	DIFF	TIME OF DAY
1 -		42.493	22.446	1:41.475	86.32	8.919	13:06:57.914
2 -	29.838	41.746	22.540	1:34.124	93.06	1.568	13:08:32.038
3 -	29.774	41.253	22.159	1:33.186	94.00	0.630	13:10:05.224
4 -	29.875	41.051	22.112	1:33.038 (3)	94.15	0.482	13:11:38.262
5 -	29.678	40.722	22.156	1:32.556 (1)	94.64		13:13:10.818
6 -	29.591	41.218	22.172	1:32.981 (2)	94.21	0.425	13:14:43.799
7 -	29.676	41.497	22.100	1:33.273	93.91	0.717	13:16:17.072
8 -	30.140	41.252	22.190	1:33.582	93.60	1.026	13:17:50.654
9 -	29.918	40.931	22.272	1:33.121	94.06	0.565	13:19:23.775
10 -	30.554	42.111	22.596	1:35.261	91.95	2.705	13:20:59.036

P7 23 Classic Will MCATEER				Reynard 923			
IDEAL LAP TIME : 1:33.000		BEST LAP TIME : 1:33.466		DIFFERENCE : 0.466			
LAP	SECTOR 1	SECTOR 2	SECTOR 3	LAP TIME	MPH	DIFF	TIME OF DAY
1 -		44.305	22.958	1:47.464	81.51	13.998	13:07:03.903
2 -	31.036	43.593	22.879	1:37.508	89.83	4.042	13:08:41.411
3 -	29.736	43.364	22.897	1:35.997	91.25	2.531	13:10:17.408
4 -	29.522	42.590	22.835	1:34.947	92.26	1.481	13:11:52.355
5 -	29.206	42.458	22.333	1:33.997	93.19	0.531	13:13:26.352
6 -	29.496	42.111	22.385	1:33.992 (3)	93.19	0.526	13:15:00.344
7 -	29.563	41.635	22.268	1:33.466 (1)	93.72		13:16:33.810
8 -	29.610	41.526	22.407	1:33.543 (2)	93.64	0.077	13:18:07.353
9 -	29.420	44.169	22.718	1:36.307	90.95	2.841	13:19:43.660
10 -	30.343	41.791	22.833	1:34.967	92.24	1.501	13:21:18.627

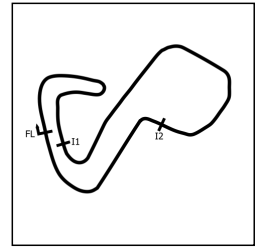
P8 8 M1400 Martin WRIGHT				Dallara 301			
IDEAL LAP TIME : 1:32.837		BEST LAP TIME : 1:33.224		DIFFERENCE : 0.387			
LAP	SECTOR 1	SECTOR 2	SECTOR 3	LAP TIME	MPH	DIFF	TIME OF DAY
1 -		44.521	22.513	1:47.594	81.41	14.370	13:07:04.033
2 -	31.470	42.554	22.586	1:36.610	90.67	3.386	13:08:40.643
3 -	30.178	44.309	22.761	1:37.248	90.07	4.024	13:10:17.891
4 -	29.866	42.805	22.378	1:35.049	92.16	1.825	13:11:52.940
5 -	29.836	42.918	22.372	1:35.126	92.08	1.902	13:13:28.066
6 -	29.959	42.227	22.245	1:34.431	92.76	1.207	13:15:02.497
7 -	29.576	41.696	22.341	1:33.613 (2)	93.57	0.389	13:16:36.110
8 -	30.087	41.812	22.201	1:34.100 (3)	93.09	0.876	13:18:10.210
9 -	29.802	42.818	23.691	1:36.311	90.95	3.087	13:19:46.521
10 -	29.963	41.292	21.969	1:33.224 (1)	93.96		13:21:19.745

Weather / Track : Sunny / Dry

Brands Hatch GP
Circuit Length = 2.4332 miles
Start: 13:05 Flag 13:20 End: 13:21

Monoposto Championship - F3, 2000, Classic, 1400

RACE 3 - SECTOR ANALYSIS



SECTOR 1 = FL to I1, SECTOR 2 = I1 to I2, SECTOR 3 = I2 to FL, DIFF = Difference To Personal Best Lap, P = Crossed Finish Line in Pit Lane, D = Time Disallowed

P9 46 Classic Jared WOOD		Formula Vauxhall Lotus					
IDEAL LAP TIME : 1:33.809		BEST LAP TIME : 1:34.261		DIFFERENCE : 0.452			
LAP	SECTOR 1	SECTOR 2	SECTOR 3	LAP TIME	MPH	DIFF	TIME OF DAY
1 -		43.381	22.672	1:43.658	84.50	9.397	13:07:00.097
2 -	29.890	42.462	22.382	1:34.734	92.46	0.473	13:08:34.831
3 -	35.062	42.849	22.828	1:40.739	86.95	6.478	13:10:15.570
4 -	30.620	42.137	22.587	1:35.344	91.87	1.083	13:11:50.914
5 -	30.046	43.396	22.338	1:35.780	91.45	1.519	13:13:26.694
6 -	29.538	42.337	22.386	1:34.261 (1)	92.93		13:15:00.955
7 -	29.836	41.969	22.751	1:34.556 (3)	92.64	0.295	13:16:35.511
8 -	29.502	42.186	22.651	1:34.339 (2)	92.85	0.078	13:18:09.850
9 -	29.827	42.808	23.260	1:35.895	91.34	1.634	13:19:45.745
10 -	30.345	42.506	22.562	1:35.413	91.80	1.152	13:21:21.158

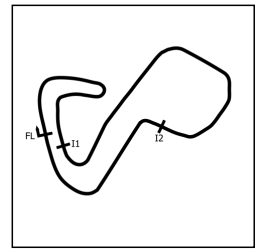
P10 32 2000 Terry CLARK		Van Diemen RF00					
IDEAL LAP TIME : 1:33.981		BEST LAP TIME : 1:34.286		DIFFERENCE : 0.305			
LAP	SECTOR 1	SECTOR 2	SECTOR 3	LAP TIME	MPH	DIFF	TIME OF DAY
1 -		44.159	23.113	1:46.926	81.92	12.640	13:07:03.365
2 -	30.959	41.887	22.491	1:35.337	91.88	1.051	13:08:38.702
3 -	30.509	42.121	22.522	1:35.152	92.06	0.866	13:10:13.854
4 -	30.477	42.832	22.687	1:35.996	91.25	1.710	13:11:49.850
5 -	30.285	42.395	22.767	1:35.447	91.77	1.161	13:13:25.297
6 -	29.997	43.810	22.442	1:36.249	91.01	1.963	13:15:01.546
7 -	29.760	41.926	22.600	1:34.286 (1)	92.90		13:16:35.832
8 -	30.009	42.517	22.459	1:34.985 (3)	92.22	0.699	13:18:10.817
9 -	29.941	42.312	23.972	1:36.225	91.03	1.939	13:19:47.042
10 -	30.353	41.779	22.471	1:34.603 (2)	92.59	0.317	13:21:21.645

P11 99 2000 Mat JORDAN		Van Diemen RF99					
IDEAL LAP TIME : 1:34.123		BEST LAP TIME : 1:34.474		DIFFERENCE : 0.351			
LAP	SECTOR 1	SECTOR 2	SECTOR 3	LAP TIME	MPH	DIFF	TIME OF DAY
1 -		44.316	23.495	1:46.990	81.87	12.516	13:07:03.429
2 -	31.175	42.630	22.817	1:36.622	90.66	2.148	13:08:40.051
3 -	30.463	42.748	22.862	1:36.073	91.17	1.599	13:10:16.124
4 -	30.616	42.392	22.796	1:35.804	91.43	1.330	13:11:51.928
5 -	30.407	42.386	22.925	1:35.718	91.51	1.244	13:13:27.646
6 -	29.795	41.844	22.964	1:34.603 (2)	92.59	0.129	13:15:02.249
7 -	30.193	41.850	22.697	1:34.740 (3)	92.46	0.266	13:16:36.989
8 -	30.138	41.633	22.703	1:34.474 (1)	92.72		13:18:11.463
9 -	29.892	41.900	24.109	1:35.901	91.34	1.427	13:19:47.364
10 -	30.359	42.100	22.695	1:35.154	92.05	0.680	13:21:22.518

P12 100 F3 Juan MORENO		Formula Renault					
IDEAL LAP TIME : 1:38.851		BEST LAP TIME : 1:39.033		DIFFERENCE : 0.182			
LAP	SECTOR 1	SECTOR 2	SECTOR 3	LAP TIME	MPH	DIFF	TIME OF DAY
1 -		45.851	23.615	1:51.428	78.61	12.395	13:07:07.867
2 -	31.835	45.251	23.573	1:40.659	87.02	1.626	13:08:48.526
3 -	31.722	44.972	23.249	1:39.943	87.64	0.910	13:10:28.469
4 -	31.170	45.135	23.650	1:39.955	87.63	0.922	13:12:08.424
5 -	31.655	44.535	23.386	1:39.576 (2)	87.97	0.543	13:13:48.000
6 -	36.956	45.367	23.587	1:45.910	82.71	6.877	13:15:33.910
7 -	31.352	44.445	23.236	1:39.033 (1)	88.45		13:17:12.943
8 -	32.338	44.922	23.551	1:40.811	86.89	1.778	13:18:53.754
9 -	31.452	44.705	23.594	1:39.751 (3)	87.81	0.718	13:20:33.505

Monoposto Championship - F3, 2000, Classic, 1400

RACE 3 - SECTOR ANALYSIS



SECTOR 1 = FL to I1, SECTOR 2 = I1 to I2, SECTOR 3 = I2 to FL, DIFF = Difference To Personal Best Lap, P = Crossed Finish Line in Pit Lane, D = Time Disallowed

P13 19 Classic Nick CATANZARO			Formula Vauxhall Lotus				
IDEAL LAP TIME : 1:39.512		BEST LAP TIME : 1:39.788		DIFFERENCE : 0.276			
LAP	SECTOR 1	SECTOR 2	SECTOR 3	LAP TIME	MPH	DIFF	TIME OF DAY
1 -		45.827	23.880	1:50.871	79.00	11.083	13:07:07.310
2 -	32.019	44.726	23.783	1:40.528	87.13	0.740	13:08:47.838
3 -	31.912	44.365	23.511	1:39.788 (1)	87.78		13:10:27.626
4 -	31.684	45.101	23.663	1:40.448 (3)	87.20	0.660	13:12:08.074
5 -	31.636	44.613	23.684	1:39.933 (2)	87.65	0.145	13:13:48.007
6 -	32.356	45.828	24.091	1:42.275	85.64	2.487	13:15:30.282
7 -	32.372	45.781	24.116	1:42.269	85.65	2.481	13:17:12.551
8 -	33.152	45.546	24.270	1:42.968	85.07	3.180	13:18:55.519
9 -	32.590	45.665	24.108	1:42.363	85.57	2.575	13:20:37.882

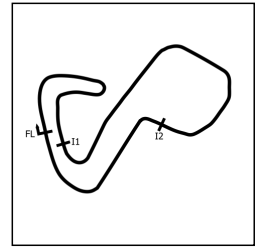
P14 57 Classic Edward GUEST			Anson SA3				
IDEAL LAP TIME : 1:41.517		BEST LAP TIME : 1:41.517		DIFFERENCE : 0.000			
LAP	SECTOR 1	SECTOR 2	SECTOR 3	LAP TIME	MPH	DIFF	TIME OF DAY
1 -		46.593	24.114	1:52.866	77.61	11.349	13:07:09.305
2 -	32.167	45.490	23.860	1:41.517 (1)	86.28		13:08:50.822
3 -	32.339	46.208	24.061	1:42.608 (2)	85.37	1.091	13:10:33.430
4 -	32.315	45.985	24.477	1:42.777 (3)	85.23	1.260	13:12:16.207
5 -	32.491	46.421	24.486	1:43.398	84.71	1.881	13:13:59.605
6 -	33.253	46.771	24.695	1:44.719	83.65	3.202	13:15:44.324
7 -	32.578	45.960	25.169	1:43.707	84.46	2.190	13:17:28.031
8 -	32.326	46.295	24.234	1:42.855	85.16	1.338	13:19:10.886
9 -	32.271	46.100	24.584	1:42.955	85.08	1.438	13:20:53.841

P15 70 2000 Michael JOWETT			Van Diemen RF00				
IDEAL LAP TIME : 1:45.330		BEST LAP TIME : 1:46.202		DIFFERENCE : 0.872			
LAP	SECTOR 1	SECTOR 2	SECTOR 3	LAP TIME	MPH	DIFF	TIME OF DAY
1 -		49.839	25.608	1:59.117	73.53	12.915	13:07:15.556
2 -	33.339	49.549	26.062	1:48.950	80.40	2.748	13:09:04.506
3 -	33.643	49.123	25.644	1:48.410	80.80	2.208	13:10:52.916
4 -	33.268	48.314	25.302	1:46.884	81.95	0.682	13:12:39.800
5 -	33.054	49.769	25.643	1:48.466	80.76	2.264	13:14:28.266
6 -	32.876	48.238	25.088	1:46.202 (1)	82.48		13:16:14.468
7 -	32.390	48.802	25.035	1:46.227 (2)	82.46	0.025	13:18:00.695
8 -	32.214	49.008	25.713	1:46.935	81.91	0.733	13:19:47.630
9 -	32.822	48.081	25.843	1:46.746 (3)	82.06	0.544	13:21:34.376

P16 69 2000 Richard GREENING			Swift SC98				
IDEAL LAP TIME : 1:43.868		BEST LAP TIME : 1:45.503		DIFFERENCE : 1.635			
LAP	SECTOR 1	SECTOR 2	SECTOR 3	LAP TIME	MPH	DIFF	TIME OF DAY
1 -		49.707	26.278	2:01.196	72.27	15.693	13:07:17.635
2 -	34.623	49.036	26.067	1:49.726	79.83	4.223	13:09:07.361
3 -	33.579	48.100	25.594	1:47.273	81.65	1.770	13:10:54.634
4 -	33.456	47.960	25.875	1:47.291	81.64	1.788	13:12:41.925
5 -	33.880	48.428	25.097	1:47.405	81.55	1.902	13:14:29.330
6 -	33.056	47.655	24.792	1:45.503 (1)	83.02		13:16:14.833
7 -	35.075	46.595	24.938	1:46.608 (3)	82.16	1.105	13:18:01.441
8 -	32.481	48.247	26.735	1:47.463	81.51	1.960	13:19:48.904
9 -	32.745	47.250	25.944	1:45.939 (2)	82.68	0.436	13:21:34.843

Monoposto Championship - F3, 2000, Classic, 1400

RACE 3 - SECTOR ANALYSIS



SECTOR 1 = FL to I1, SECTOR 2 = I1 to I2, SECTOR 3 = I2 to FL, DIFF = Difference To Personal Best Lap, P = Crossed Finish Line in Pit Lane, D = Time Disallowed

P17 27 Classic James RIMMER			Dallara F392				
IDEAL LAP TIME : 1:31.025		BEST LAP TIME : 1:31.625		DIFFERENCE : 0.600			
LAP	SECTOR 1	SECTOR 2	SECTOR 3	LAP TIME	MPH	DIFF	TIME OF DAY
1 -		42.647	22.617	1:43.982	84.24	12.357	13:07:00.421
2 -	30.039	42.340	22.294	1:34.673	92.52	3.048	13:08:35.094
3 -	29.982	40.423	21.905	1:32.310 (3)	94.89	0.685	13:10:07.404
4 -	28.916	40.620	22.089	1:31.625 (1)	95.60		13:11:39.029
5 -	29.714	40.204	22.116	1:32.034 (2)	95.18	0.409	13:13:11.063
6 -	29.542	41.249	22.299	1:33.090	94.10	1.465	13:14:44.153
7 -	29.482	42.077	22.514	1:34.073	93.11	2.448	13:16:18.226
8 -	29.370	41.045	22.374	1:32.789	94.40	1.164	13:17:51.015
9 -	29.769	40.893	22.222	1:32.884	94.30	1.259	13:19:23.899

P18 7 M1400 Geoff FERN			Dallara 301				
IDEAL LAP TIME : 1:37.031		BEST LAP TIME : 1:37.075		DIFFERENCE : 0.044			
LAP	SECTOR 1	SECTOR 2	SECTOR 3	LAP TIME	MPH	DIFF	TIME OF DAY
1 -		46.294	23.993	6:39.924	21.90	5:02.849	13:11:56.363
2 -	30.798	43.687	23.176	1:37.661	89.69	0.586	13:13:34.024
3 -	30.246	43.778	23.204	1:37.228 (2)	90.09	0.153	13:15:11.252
4 -	30.342	43.843	23.306	1:37.491	89.85	0.416	13:16:48.743
5 -	30.168	43.694	23.213	1:37.075 (1)	90.23		13:18:25.818
6 -	30.311	43.762	23.201	1:37.274 (3)	90.05	0.199	13:20:03.092
7 -	30.705	44.497	23.357	1:38.559	88.87	1.484	13:21:41.651

P19 90 F3 Alex FORES			Dallara F301				
IDEAL LAP TIME : 1:26.966		BEST LAP TIME : 1:27.967		DIFFERENCE : 1.001			
LAP	SECTOR 1	SECTOR 2	SECTOR 3	LAP TIME	MPH	DIFF	TIME OF DAY
1 -		41.704	21.236	1:48.090	81.04	20.123	13:07:04.529
2 -	30.104	40.006	22.511	1:32.621 (3)	94.57	4.654	13:08:37.150
3 -	28.175	39.070	21.322	1:28.567 (2)	98.90	0.600	13:10:05.717
4 -	28.391	38.644	20.932	1:27.967 (1)	99.58		13:11:33.684

Monoposto Championship - F3, 2000, Classic, 1400

RACE 3 - BEST SECTORS

SECTOR 1			SECTOR 2			SECTOR 3			IDEAL / BEST COMPARISON						
POS	NO	NAME	TIME	NO	NAME	TIME	NO	NAME	TIME	POS	NO	NAME	IDEAL	BEST	DIFF
													PERFECT LAP	1:26.966	
1	90	FORES	27.476	90	FORES	38.558	90	FORES	20.932	1	90	FORES	1:26.966	1:27.967	1.001
2	94	DIBDEN	27.607	94	DIBDEN	38.887	3	TIMMS	20.983	2	94	DIBDEN	1:27.652	1:27.796	0.144
3	3	TIMMS	27.979	3	TIMMS	39.115	94	DIBDEN	21.158	3	3	TIMMS	1:28.077	1:28.467	0.390
4	10	HARRISON	28.063	10	HARRISON	39.733	10	HARRISON	21.352	4	10	HARRISON	1:29.148	1:29.252	0.104
5	27	RIMMER	28.916	44	OTWAY	40.093	36	HATTON	21.725	5	27	RIMMER	1:31.025	1:31.625	0.600
6	44	OTWAY	29.117	27	RIMMER	40.204	27	RIMMER	21.905	6	44	OTWAY	1:31.185	1:31.195	0.010
7	23	MCATEER	29.206	36	HATTON	40.304	8	WRIGHT	21.969	7	36	HATTON	1:31.274	1:31.917	0.643
8	36	HATTON	29.245	24	DAWE	40.722	44	OTWAY	21.975	8	24	DAWE	1:32.413	1:32.556	0.143
9	46	WOOD	29.502	8	WRIGHT	41.292	24	DAWE	22.100	9	8	WRIGHT	1:32.837	1:33.224	0.387
10	8	WRIGHT	29.576	23	MCATEER	41.526	23	MCATEER	22.268	10	23	MCATEER	1:33.000	1:33.466	0.466
11	24	DAWE	29.591	99	JORDAN	41.633	46	WOOD	22.338	11	46	WOOD	1:33.809	1:34.261	0.452
12	32	CLARK	29.760	32	CLARK	41.779	32	CLARK	22.442	12	32	CLARK	1:33.981	1:34.286	0.305
13	99	JORDAN	29.795	46	WOOD	41.969	99	JORDAN	22.695	13	99	JORDAN	1:34.123	1:34.474	0.351
14	7	FERN	30.168	7	FERN	43.687	7	FERN	23.176	14	7	FERN	1:37.031	1:37.075	0.044
15	100	MORENO	31.170	19	CATANZARO	44.365	100	MORENO	23.236	15	100	MORENO	1:38.851	1:39.033	0.182
16	19	CATANZARO	31.636	100	MORENO	44.445	19	CATANZARO	23.511	16	19	CATANZARO	1:39.512	1:39.788	0.276
17	57	GUEST	32.167	57	GUEST	45.490	57	GUEST	23.860	17	57	GUEST	1:41.517	1:41.517	0.000
18	70	JOWETT	32.214	69	GREENING	46.595	69	GREENING	24.792	18	69	GREENING	1:43.868	1:45.503	1.635
19	69	GREENING	32.481	70	JOWETT	48.081	70	JOWETT	25.035	19	70	JOWETT	1:45.330	1:46.202	0.872

Weather / Track : Sunny / Dry

Results can be found at www.tsl-timing.com

Brands Hatch GP

Circuit Length = 2.4332 miles

Start: 13:05 Flag 13:20 End: 13:21

Printed - 13:23 Saturday, 31 August 2019

Monoposto Championship - F3, 2000, Classic, 1400

RACE 3 - LAP CHART

LAP 1 @ 13:06:51.914			LAP 2 @ 13:08:21.046			LAP 3 @ 13:09:49.169			LAP 4 @ 13:11:17.440			LAP 5 @ 13:12:45.622		
NO	BEHIND	LAP TIME	NO	BEHIND	LAP TIME	NO	BEHIND	LAP TIME	NO	BEHIND	LAP TIME	NO	BEHIND	LAP TIME
94		1:35.475	94		1:29.132	94		1:28.123	94		1:28.271	94		1:28.182
10	2.892	1:38.367	10	3.614	1:29.854	3	4.438	1:28.709	3	5.027	1:28.860	3	5.312	1:28.467
3	3.505	1:38.980	3	3.852	1:29.479	10	6.096	1:30.605	10	7.166	1:29.341	10	8.236	1:29.252
24	6.000	1:41.475	24	10.992	1:34.124	24	16.055	1:33.186	90	16.244	1:27.967	24	25.196	1:32.556
36	7.304	1:42.779	36	11.738	1:33.566	36	16.444	1:32.829	24	20.822	1:33.038	27	25.441	1:32.034
46	8.183	1:43.658	46	13.785	1:34.734	90	16.548	1:28.567	36	21.435	1:33.262	36	26.616	1:33.363
27	8.507	1:43.982	27	14.048	1:34.673	27	18.235	1:32.310	27	21.589	1:31.625	44	31.955	1:33.163
44	10.770	1:46.245	90	16.104	1:32.621	44	22.089	1:34.095	44	26.974	1:33.156	32	39.675	1:35.447
32	11.451	1:46.926	44	16.117	1:34.479	32	24.685	1:35.152	32	32.410	1:35.996	23	40.730	1:33.997
99	11.515	1:46.990	32	17.656	1:35.337	46	26.401	1:40.739	46	33.474	1:35.344	46	41.072	1:35.780
23	11.989	1:47.464	99	19.005	1:36.622	99	26.955	1:36.073	99	34.488	1:35.804	99	42.024	1:35.718
8	12.119	1:47.594	8	19.597	1:36.610	23	28.239	1:35.997	23	34.915	1:34.947	8	42.444	1:35.126
90	12.615	1:48.090	23	20.365	1:37.508	8	28.722	1:37.248	8	35.500	1:35.049	7	3 Laps	1:37.661
19	15.396	1:50.871	19	26.792	1:40.528	19	38.457	1:39.788	7	3 Laps	6:39.924	100	1:02.378	1:39.576
100	15.953	1:51.428	100	27.480	1:40.659	100	39.300	1:39.943	19	50.634	1:40.448	19	1:02.385	1:39.933
57	17.391	1:52.866	57	29.776	1:41.517	57	44.261	1:42.608	100	50.984	1:39.955	57	1:13.983	1:43.398
70	23.642	1:59.117	70	43.460	1:48.950	70	1:03.747	1:48.410	57	58.767	1:42.777			
69	25.721	2:01.196	69	46.315	1:49.726	69	1:05.465	1:47.273	70	1:22.360	1:46.884			
									69	1:24.485	1:47.291			

Weather / Track : Sunny / Dry

Monoposto Championship - F3, 2000, Classic, 1400

RACE 3 - LAP CHART

LAP 6 @ 13:14:14.359			LAP 7 @ 13:15:43.942			LAP 8 @ 13:17:13.224			LAP 9 @ 13:18:44.324			LAP 10 @ 13:20:12.120		
NO	BEHIND	LAP TIME	NO	BEHIND	LAP TIME	NO	BEHIND	LAP TIME	NO	BEHIND	LAP TIME	NO	BEHIND	LAP TIME
94		1:28.737	94		1:29.583	94		1:29.282	94		1:31.100	94		1:27.796
3	6.800	1:30.225	57	1 Lap	1:44.719	3	6.058	1:29.179	3	6.353	1:31.395	3	7.883	1:29.326
10	10.280	1:30.781	3	6.161	1:28.944	10	12.794	1:31.058	100	1 Lap	1:40.811	10	16.310	1:31.193
70	1 Lap	1:48.466	10	11.018	1:30.321	57	1 Lap	1:43.707	19	1 Lap	1:42.968	100	1 Lap	1:39.751
69	1 Lap	1:47.405	70	1 Lap	1:46.202	24	37.430	1:33.582	10	12.913	1:31.219	19	1 Lap	1:42.363
24	29.440	1:32.981	69	1 Lap	1:45.503	27	37.791	1:32.789	57	1 Lap	1:42.855	57	1 Lap	1:42.955
27	29.794	1:33.090	24	33.130	1:33.273	36	38.304	1:33.754	24	39.451	1:33.121	36	44.194	1:31.917
36	30.275	1:32.396	36	33.832	1:33.140	44	40.938	1:31.934	27	39.575	1:32.884	44	45.554	1:32.317
44	35.637	1:32.419	27	34.284	1:34.073	70	1 Lap	1:46.227	36	40.073	1:32.869	24	46.916	1:35.261
23	45.985	1:33.992	44	38.286	1:32.232	69	1 Lap	1:46.608	44	41.033	1:31.195	23	1:06.507	1:34.967
46	46.596	1:34.261	23	49.868	1:33.466	23	54.129	1:33.543	23	59.336	1:36.307	8	1:07.625	1:33.224
32	47.187	1:36.249	46	51.569	1:34.556	46	56.626	1:34.339	46	1:01.421	1:35.895	46	1:09.038	1:35.413
99	47.890	1:34.603	32	51.890	1:34.286	8	56.986	1:34.100	8	1:02.197	1:36.311	32	1:09.525	1:34.603
8	48.138	1:34.431	8	52.168	1:33.613	32	57.593	1:34.985	32	1:02.718	1:36.225	99	1:10.398	1:35.154
7	3 Laps	1:37.228	99	53.047	1:34.740	99	58.239	1:34.474	99	1:03.040	1:35.901	70	1 Lap	1:46.746
19	1:15.923	1:42.275	7	3 Laps	1:37.491	7	3 Laps	1:37.075	70	1 Lap	1:46.935	69	1 Lap	1:45.939
100	1:19.551	1:45.910	19	1:28.609	1:42.269				69	1 Lap	1:47.463	7	3 Laps	1:38.559
			100	1:29.001	1:39.033				7	3 Laps	1:37.274			

Weather / Track : Sunny / Dry

Brands Hatch GP

Circuit Length = 2.4332 miles

Start: 13:05 Flag 13:20 End: 13:21

Monoposto Championship - F3, 2000, Classic, 1400

RACE 3 - STATISTICS

Competitors Started 19
Planned Start 2019-08-31 @ 13:15:00.000
Actual Start 2019-08-31 @ 13:05:16.438
Finish Time 2019-08-31 @ 13:20:10.639
Track Length 2.4332mi.
Total Laps 175
Total Distance Covered 425.8256mi.

Session Fastest Lap History

NO	CL	NAME	LAP TIME	TIME OF DAY	LAP	VEHICLE
94	F3	Ashley DIBDEN	1:35.475	13:06:51.935	1	Dallara F301
94	F3	Ashley DIBDEN	1:29.132	13:08:21.063	2	Dallara F301
94	F3	Ashley DIBDEN	1:28.123	13:09:49.185	3	Dallara F301
90	F3	Alex FORES	1:27.967	13:11:33.698	4	Dallara F301
94	F3	Ashley DIBDEN	1:27.796	13:20:12.139	10	Dallara F301

Session Leader History

NO	CL	NAME	FROM LAP	LAPS LED	DISTANCE	VEHICLE
94	F3	Ashley DIBDEN	1	10	24.33 miles	Dallara F301

Flag History

TYPE	TIME OF DAY
GREEN	13:05:16.438
FINISH	13:20:10.639

Flag Statistics

TYPE	COUNT	TOTAL LAPS	TOTAL TIME
Green	1	10	16:37.583
Red	0	0	0.000
Safety Car	0	0	0.000
FCY	0	0	0.000

Weather / Track : Sunny / Dry

These results are provisional until the conclusion of any judicial and technical matters.

Brands Hatch GP

Circuit Length = 2.4332 miles

Start: 13:05 Flag 13:20 End: 13:21

Clerk Of Course :		Timekeeper :
-------------------	--	--------------

Monoposto Championship - F3, 2000, Classic, 1400

RACE 3 - STATISTICS

CLASS : F3

5 Starters

Fastest Lap History

NO	NAME	LAP TIME	TIME OF DAY	LAP	VEHICLE
94	Ashley DIBDEN	1:35.475	13:06:51.935	1	Dallara F301
94	Ashley DIBDEN	1:29.132	13:08:21.063	2	Dallara F301
94	Ashley DIBDEN	1:28.123	13:09:49.185	3	Dallara F301
90	Alex FORES	1:27.967	13:11:33.698	4	Dallara F301
94	Ashley DIBDEN	1:27.796	13:20:12.139	10	Dallara F301

Leader History

NO	NAME	FROM LAP	LAPS LED	DISTANCE	VEHICLE
94	Ashley DIBDEN	1	10	24.33 miles	Dallara F301

Weather / Track : Sunny / Dry

These results are provisional until the conclusion of any judicial and technical matters.

Brands Hatch GP

Circuit Length = 2.4332 miles

Start: 13:05 Flag 13:20 End: 13:21

Clerk Of Course :

Timekeeper :

Monoposto Championship - F3, 2000, Classic, 1400

RACE 3 - STATISTICS

CLASS : M1400

3 Starters

Fastest Lap History

NO	NAME	LAP TIME	TIME OF DAY	LAP	VEHICLE
3	Jason TIMMS	1:38.980	13:06:55.438	1	Dallara 301
3	Jason TIMMS	1:29.479	13:08:24.916	2	Dallara 301
3	Jason TIMMS	1:28.709	13:09:53.625	3	Dallara 301
3	Jason TIMMS	1:28.467	13:12:50.953	5	Dallara 301

Leader History

NO	NAME	FROM LAP	LAPS LED	DISTANCE	VEHICLE
3	Jason TIMMS	1	10	24.33 miles	Dallara 301

Weather / Track : Sunny / Dry

These results are provisional until the conclusion of any judicial and technical matters.

Brands Hatch GP

Circuit Length = 2.4332 miles

Start: 13:05 Flag 13:20 End: 13:21

Clerk Of Course :

Timekeeper :

Monoposto Championship - F3, 2000, Classic, 1400

RACE 3 - STATISTICS

CLASS : 2000

5 Starters

Fastest Lap History

NO	NAME	LAP TIME	TIME OF DAY	LAP	VEHICLE
44	Kevin OTWAY	1:46.245	13:07:02.695	1	Van Diemen F4
44	Kevin OTWAY	1:34.479	13:08:37.180	2	Van Diemen F4
44	Kevin OTWAY	1:34.095	13:10:11.269	3	Van Diemen F4
44	Kevin OTWAY	1:33.156	13:11:44.426	4	Van Diemen F4
44	Kevin OTWAY	1:32.419	13:14:50.008	6	Van Diemen F4
44	Kevin OTWAY	1:32.232	13:16:22.239	7	Van Diemen F4
44	Kevin OTWAY	1:31.934	13:17:54.176	8	Van Diemen F4
44	Kevin OTWAY	1:31.195	13:19:25.368	9	Van Diemen F4

Leader History

NO	NAME	FROM LAP	LAPS LED	DISTANCE	VEHICLE
44	Kevin OTWAY	1	10	24.33 miles	Van Diemen F4

Weather / Track : Sunny / Dry

These results are provisional until the conclusion of any judicial and technical matters.

Brands Hatch GP

Circuit Length = 2.4332 miles

Start: 13:05 Flag 13:20 End: 13:21

Clerk Of Course :

Timekeeper :

Monoposto Championship - F3, 2000, Classic, 1400

RACE 3 - STATISTICS

CLASS : Classic

6 Starters

Fastest Lap History

NO	NAME	LAP TIME	TIME OF DAY	LAP	VEHICLE
24	Robin DAWE	1:41.475	13:06:57.921	1	Formula Vauxhall Lotus
24	Robin DAWE	1:34.124	13:08:32.046	2	Formula Vauxhall Lotus
24	Robin DAWE	1:33.186	13:10:05.233	3	Formula Vauxhall Lotus
27	James RIMMER	1:32.310	13:10:07.438	3	Dallara F392
27	James RIMMER	1:31.625	13:11:39.062	4	Dallara F392

Leader History

NO	NAME	FROM LAP	LAPS LED	DISTANCE	VEHICLE
24	Robin DAWE	1	10	24.33 miles	Formula Vauxhall Lotus

Weather / Track : Sunny / Dry

These results are provisional until the conclusion of any judicial and technical matters.

Brands Hatch GP

Circuit Length = 2.4332 miles

Start: 13:05 Flag 13:20 End: 13:21

Clerk Of Course :


Timekeeper :

Monoposto Championship - F3, 2000, Classic, 1400

RACE 9 - GRID (15 minutes)

ROW 10	19	70	Mchael JOWETT	18	69	Richard GREENING
ROW 9	17	57	Edward GUEST	16	19	Nick CATANZARO
ROW 8	15	100	Juan MORENO	14	7	Geoff FERN
ROW 7	13	99	Mat JORDAN	12	32	Terry CLARK
ROW 6	11	46	Jared WOOD	10	23	Will MCATEER
ROW 5	9	8	Martin WRIGHT	8	24	Robin DAWE
ROW 4	7	36	Mke HATTON	6	27	James RIMMER
ROW 3	5	44	Kevin OTWAY	4	10	Mark HARRISON
ROW 2	3	3	Jason TIMMS	2	90	Alex FORES
ROW 1	1	94	Ashley DIBDEN			

Pole



Brands Hatch GP
Circuit Length = 2.4332 miles

These results are provisional until the conclusion of any judicial and technical matters.

Clerk Of Course :	Steward :	Timekeeper :
-------------------	-----------	--------------

Monoposto Championship - F3, 2000, Classic, 1400

RACE 9 - CLASSIFICATION

POS	NO	CL	PIC NAME	ENTRY	LAPS	TIME	GAP	DIFF	MPH	BEST	ON
1	90	F3	1 Alex FORES	Dallara F301	11	16:05.451			99.80	1:25.406	9
2	3	M1400	1 Jason TIMMS	Dallara 301	11	16:22.482	17.031	17.031	98.07	1:27.448	5
3	94	F3	2 Ashley DIBDEN	Dallara F301	11	16:26.775	21.324	4.293	97.64	1:27.980	4
4	10	F3	3 Mark HARRISON	Dallara F302	11	16:45.717	40.266	18.942	95.81	1:28.496	9
5	44	2000	1 Kevin OTWAY	Van Diemen F4	11	17:05.537	1:00.086	19.820	93.95	1:30.772	11
6	36	F3	4 Mke HATTON	Dallara F305	11	17:06.607	1:01.156	1.070	93.86	1:30.943	7
7	24	Classic	1 Robin DAWE	Formula Vauxhall Lotus	11	17:19.518	1:14.067	12.911	92.69	1:32.208	6
8	8	M1400	2 Martin WRIGHT	Dallara 301	11	17:19.871	1:14.420	0.353	92.66	1:31.466	11
9	23	Classic	2 Will MCATEER	Reynard 923	11	17:38.074	1:32.623	18.203	91.06	1:33.677	9
10	46	Classic	3 Jared WOOD	Formula Vauxhall Lotus	11	17:38.772	1:33.321	0.698	91.00	1:34.351	9
11	7	M1400	3 Geoff FERN	Dallara 301	10	16:06.996	1 Lap	1 Lap	90.58	1:33.974	9
12	99	2000	2 Mat JORDAN	Van Diemen RF99	10	16:08.011	1 Lap	1.015	90.49	1:34.125	10
13	32	2000	3 Terry CLARK	Van Diemen RF00	10	16:08.071	1 Lap	0.060	90.48	1:34.145	10
14	19	Classic	4 Nick CATANZARO	Formula Vauxhall Lotus	10	16:50.065	1 Lap	41.994	86.72	1:36.889	9
15	100	F3	5 Juan MORENO	Formula Renault	10	16:50.289	1 Lap	0.224	86.70	1:36.659	9
16	57	Classic	5 Edward GUEST	Anson SA3	10	17:36.210	1 Lap	45.921	82.93	1:43.509	10
17	70	2000	4 Michael JOWETT	Van Diemen RF00	10	17:46.395	1 Lap	10.185	82.14	1:42.065	9
18	69	2000	5 Richard GREENING	Swift SC98	9	16:05.721	2 Laps	1 Lap	81.63	1:43.670	7

FASTEST LAP

90	F3	Alex FORES	Dallara F301	9	1:25.406	102.56 mph	165.06 kph
3	M1400	Jason TIMMS	Dallara 301	5	1:27.448	100.17 mph	161.21 kph
44	2000	Kevin OTWAY	Van Diemen F4	11	1:30.772	96.50 mph	155.30 kph
24	Classic	Robin DAWE	Formula Vauxhall Lotus	6	1:32.208	95.00 mph	152.88 kph

Weather / Track : Sunny / Dry

These results are provisional until the conclusion of any judicial and technical matters.

Brands Hatch GP

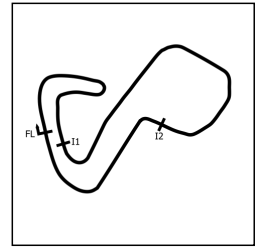
Circuit Length = 2.4332 miles

Start: 10:45 Flag 11:01 End: 11:03

Clerk Of Course :	Steward :	Timekeeper :
-------------------	-----------	--------------

Monoposto Championship - F3, 2000, Classic, 1400

RACE 9 - SECTOR ANALYSIS



SECTOR 1 = FL to I1, SECTOR 2 = I1 to I2, SECTOR 3 = I2 to FL, DIFF = Difference To Personal Best Lap, P = Crossed Finish Line in Pit Lane, D = Time Disallowed

P1 90 F3 Alex FORES		Dallara F301					
IDEAL LAP TIME : 1:25.260		BEST LAP TIME : 1:25.406		DIFFERENCE : 0.146			
LAP	SECTOR 1	SECTOR 2	SECTOR 3	LAP TIME	MPH	DIFF	TIME OF DAY
1 -		39.503	21.048	1:34.914	92.29	9.508	10:47:24.998
2 -	28.145	39.702	20.752	1:28.599	98.87	3.193	10:48:53.597
3 -	27.411	38.455	20.733	1:26.599	101.15	1.193	10:50:20.196
4 -	28.718	38.503	20.633	1:27.854	99.70	2.448	10:51:48.050
5 -	27.320	37.946	20.655	1:25.921	101.95	0.515	10:53:13.971
6 -	27.744	37.857	21.485	1:27.086	100.58	1.680	10:54:41.057
7 -	27.174	37.723	20.802	1:25.699 (3)	102.21	0.293	10:56:06.756
8 -	28.273	37.767	20.551	1:26.591	101.16	1.185	10:57:33.347
9 -	27.171	37.613	20.622	1:25.406 (1)	102.56		10:58:58.753
10 -	27.096	37.776	20.738	1:25.610 (2)	102.32	0.204	11:00:24.363
11 -	30.233	39.553	21.386	1:31.172	96.08	5.766	11:01:55.535

P2 3 M1400 Jason TIMMS		Dallara 301					
IDEAL LAP TIME : 1:26.806		BEST LAP TIME : 1:27.448		DIFFERENCE : 0.642			
LAP	SECTOR 1	SECTOR 2	SECTOR 3	LAP TIME	MPH	DIFF	TIME OF DAY
1 -		40.563	21.527	1:38.197	89.20	10.749	10:47:28.281
2 -	28.735	39.635	21.220	1:29.590	97.77	2.142	10:48:57.871
3 -	28.190	38.819	20.993	1:28.002 (3)	99.54	0.554	10:50:25.873
4 -	27.958	38.853	21.152	1:27.963 (2)	99.58	0.515	10:51:53.836
5 -	27.884	38.712	20.852	1:27.448 (1)	100.17		10:53:21.284
6 -	27.436	40.270	20.878	1:28.584	98.88	1.136	10:54:49.868
7 -	27.900	39.165	21.177	1:28.242	99.27	0.794	10:56:18.110
8 -	27.933	38.734	21.498	1:28.165	99.35	0.717	10:57:46.275
9 -	28.188	38.518	21.400	1:28.106	99.42	0.658	10:59:14.381
10 -	28.117	39.245	21.319	1:28.681	98.77	1.233	11:00:43.062
11 -	28.276	39.869	21.359	1:29.504	97.87	2.056	11:02:12.566

P3 94 F3 Ashley DIBDEN		Dallara F301					
IDEAL LAP TIME : 1:27.840		BEST LAP TIME : 1:27.980		DIFFERENCE : 0.140			
LAP	SECTOR 1	SECTOR 2	SECTOR 3	LAP TIME	MPH	DIFF	TIME OF DAY
1 -		39.348	21.571	1:34.672	92.52	6.692	10:47:24.756
2 -	27.941	40.633	21.428	1:30.002	97.32	2.022	10:48:54.758
3 -	28.085	39.565	21.616	1:29.266	98.13	1.286	10:50:24.024
4 -	27.806	38.881	21.293	1:27.980 (1)	99.56		10:51:52.004
5 -	27.666	39.053	21.405	1:28.124 (2)	99.40	0.144	10:53:20.128
6 -	27.778	41.902	21.522	1:31.202	96.04	3.222	10:54:51.330
7 -	27.990	39.723	21.586	1:29.299	98.09	1.319	10:56:20.629
8 -	27.838	39.383	21.485	1:28.706 (3)	98.75	0.726	10:57:49.335
9 -	28.092	39.814	21.528	1:29.434	97.94	1.454	10:59:18.769
10 -	27.849	39.447	21.470	1:28.766	98.68	0.786	11:00:47.535
11 -	28.027	39.623	21.674	1:29.324	98.06	1.344	11:02:16.859

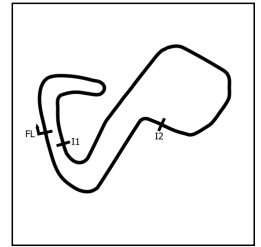
P4 10 F3 Mark HARRISON		Dallara F302					
IDEAL LAP TIME : 1:28.179		BEST LAP TIME : 1:28.496		DIFFERENCE : 0.317			
LAP	SECTOR 1	SECTOR 2	SECTOR 3	LAP TIME	MPH	DIFF	TIME OF DAY
1 -		42.449	22.572	1:40.853	86.85	12.357	10:47:30.937
2 -	29.499	41.009	22.101	1:32.609	94.58	4.113	10:49:03.546
3 -	28.862	40.304	21.925	1:31.091	96.16	2.595	10:50:34.637
4 -	28.484	39.822	21.668	1:29.974	97.35	1.478	10:52:04.611
5 -	28.555	40.185	21.861	1:30.601	96.68	2.105	10:53:35.212
6 -	28.560	39.740	21.706	1:30.006	97.32	1.510	10:55:05.218
7 -	28.391	40.773	21.711	1:30.875	96.39	2.379	10:56:36.093
8 -	28.334	39.911	21.635	1:29.880 (3)	97.46	1.384	10:58:05.973
9 -	28.133	39.146	21.217	1:28.496 (1)	98.98		10:59:34.469
10 -	27.816	39.519	21.601	1:28.936 (2)	98.49	0.440	11:01:03.405
11 -	29.570	41.130	21.696	1:32.396	94.80	3.900	11:02:35.801

Weather / Track : Sunny / Dry

Brands Hatch GP
Circuit Length = 2.4332 miles
Start: 10:45 Flag 11:01 End: 11:03

Monoposto Championship - F3, 2000, Classic, 1400

RACE 9 - SECTOR ANALYSIS



SECTOR 1 = FL to I1, SECTOR 2 = I1 to I2, SECTOR 3 = I2 to FL, DIFF = Difference To Personal Best Lap, P = Crossed Finish Line in Pit Lane, D = Time Disallowed

P5 44 2000 Kevin OTWAY		Van Diemen F4					
IDEAL LAP TIME : 1:30.772		BEST LAP TIME : 1:30.772		DIFFERENCE : 0.000			
LAP	SECTOR 1	SECTOR 2	SECTOR 3	LAP TIME	MPH	DIFF	TIME OF DAY
1 -		42.980	22.928	1:44.596	83.74	13.824	10:47:34.680
2 -	29.628	41.417	22.248	1:33.293	93.89	2.521	10:49:07.973
3 -	29.512	41.558	22.008	1:33.078	94.11	2.306	10:50:41.051
4 -	29.161	41.115	22.229	1:32.505	94.69	1.733	10:52:13.556
5 -	29.013	40.876	22.092	1:31.981	95.23	1.209	10:53:45.537
6 -	29.203	40.715	21.934	1:31.852	95.36	1.080	10:55:17.389
7 -	28.987	40.621	22.202	1:31.810 (3)	95.41	1.038	10:56:49.199
8 -	29.356	40.912	22.064	1:32.332	94.87	1.560	10:58:21.531
9 -	29.026	40.714	22.191	1:31.931	95.28	1.159	10:59:53.462
10 -	28.899	40.400	22.088	1:31.387 (2)	95.85	0.615	11:01:24.849
11 -	28.890	39.966	21.916	1:30.772 (1)	96.50		11:02:55.621

P6 36 F3 Mike HATTON		Dallara F305					
IDEAL LAP TIME : 1:30.789		BEST LAP TIME : 1:30.943		DIFFERENCE : 0.154			
LAP	SECTOR 1	SECTOR 2	SECTOR 3	LAP TIME	MPH	DIFF	TIME OF DAY
1 -		42.194	22.847	1:43.078	84.98	12.135	10:47:33.162
2 -	30.236	41.793	22.709	1:34.738	92.46	3.795	10:49:07.900
3 -	30.178	41.983	22.354	1:34.515	92.68	3.572	10:50:42.415
4 -	29.284	41.470	22.191	1:32.945	94.24	2.002	10:52:15.360
5 -	29.039	40.490	22.438	1:31.967	95.24	1.024	10:53:47.327
6 -	29.120	40.599	22.217	1:31.936	95.28	0.993	10:55:19.263
7 -	28.768	40.066	22.109	1:30.943 (1)	96.32		10:56:50.206
8 -	29.054	41.675	21.959	1:32.688	94.50	1.745	10:58:22.894
9 -	28.842	40.185	22.045	1:31.072 (2)	96.18	0.129	10:59:53.966
10 -	29.148	40.351	21.971	1:31.470	95.76	0.527	11:01:25.436
11 -	29.152	40.148	21.955	1:31.255 (3)	95.99	0.312	11:02:56.691

P7 24 Classic Robin DAWE		Formula Vauxhall Lotus					
IDEAL LAP TIME : 1:32.191		BEST LAP TIME : 1:32.208		DIFFERENCE : 0.017			
LAP	SECTOR 1	SECTOR 2	SECTOR 3	LAP TIME	MPH	DIFF	TIME OF DAY
1 -		42.628	22.641	1:42.458	85.49	10.250	10:47:32.542
2 -	30.301	42.052	22.341	1:34.694	92.50	2.486	10:49:07.236
3 -	30.037	42.314	22.068	1:34.419	92.77	2.211	10:50:41.655
4 -	29.679	42.407	22.157	1:34.243	92.94	2.035	10:52:15.898
5 -	29.813	41.155	22.451	1:33.419 (3)	93.76	1.211	10:53:49.317
6 -	29.344	40.779	22.085	1:32.208 (1)	95.00		10:55:21.525
7 -	29.991	41.184	22.337	1:33.512	93.67	1.304	10:56:55.037
8 -	30.111	41.254	22.382	1:33.747	93.44	1.539	10:58:28.784
9 -	30.280	41.255	22.278	1:33.813	93.37	1.605	11:00:02.597
10 -	30.034	42.013	22.158	1:34.205	92.98	1.997	11:01:36.802
11 -	29.665	40.888	22.247	1:32.800 (2)	94.39	0.592	11:03:09.602

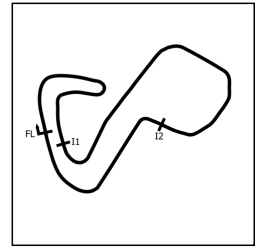
P8 8 M1400 Martin WRIGHT		Dallara 301					
IDEAL LAP TIME : 1:31.350		BEST LAP TIME : 1:31.466		DIFFERENCE : 0.116			
LAP	SECTOR 1	SECTOR 2	SECTOR 3	LAP TIME	MPH	DIFF	TIME OF DAY
1 -		44.156	22.717	1:46.267	82.43	14.801	10:47:36.351
2 -	30.552	42.638	22.642	1:35.832	91.40	4.366	10:49:12.183
3 -	29.989	42.633	22.642	1:35.264	91.95	3.798	10:50:47.447
4 -	29.372	41.984	22.545	1:33.901	93.28	2.435	10:52:21.348
5 -	29.432	41.814	22.529	1:33.775	93.41	2.309	10:53:55.123
6 -	29.317	41.380	22.481	1:33.178	94.01	1.712	10:55:28.301
7 -	29.064	41.148	22.474	1:32.686	94.51	1.220	10:57:00.987
8 -	28.959	41.356	22.206	1:32.521 (3)	94.67	1.055	10:58:33.508
9 -	28.900	41.578	22.046	1:32.524	94.67	1.058	11:00:06.032
10 -	28.755	41.693	22.009	1:32.457 (2)	94.74	0.991	11:01:38.489
11 -	28.871	40.710	21.885	1:31.466 (1)	95.77		11:03:09.955

Weather / Track : Sunny / Dry

Brands Hatch GP
Circuit Length = 2.4332 miles
Start: 10:45 Flag 11:01 End: 11:03

Monoposto Championship - F3, 2000, Classic, 1400

RACE 9 - SECTOR ANALYSIS



SECTOR 1 = FL to I1, SECTOR 2 = I1 to I2, SECTOR 3 = I2 to FL, DIFF = Difference To Personal Best Lap, P = Crossed Finish Line in Pit Lane, D = Time Disallowed

P9 23 Classic Will MCATEER			Reynard 923				
IDEAL LAP TIME : 1:33.365		BEST LAP TIME : 1:33.677		DIFFERENCE : 0.312			
LAP	SECTOR 1	SECTOR 2	SECTOR 3	LAP TIME	MPH	DIFF	TIME OF DAY
1 -		44.138	23.131	1:47.282	81.65	13.605	10:47:37.366
2 -	30.929	42.877	22.983	1:36.789	90.50	3.112	10:49:14.155
3 -	30.543	42.796	22.845	1:36.184	91.07	2.507	10:50:50.339
4 -	29.920	41.970	22.767	1:34.657	92.54	0.980	10:52:24.996
5 -	29.785	42.076	22.529	1:34.390	92.80	0.713	10:53:59.386
6 -	29.736	43.066	23.046	1:35.848	91.39	2.171	10:55:35.234
7 -	29.568	42.050	22.748	1:34.366 (3)	92.82	0.689	10:57:09.600
8 -	30.014	41.910	22.359	1:34.283 (2)	92.91	0.606	10:58:43.883
9 -	29.839	41.438	22.400	1:33.677 (1)	93.51		11:00:17.560
10 -	29.894	43.160	23.100	1:36.154	91.10	2.477	11:01:53.714
11 -	29.847	41.779	22.818	1:34.444	92.75	0.767	11:03:28.158

P10 46 Classic Jared WOOD			Formula Vauxhall Lotus				
IDEAL LAP TIME : 1:33.492		BEST LAP TIME : 1:34.351		DIFFERENCE : 0.859			
LAP	SECTOR 1	SECTOR 2	SECTOR 3	LAP TIME	MPH	DIFF	TIME OF DAY
1 -		43.897	22.885	1:45.693	82.87	11.342	10:47:35.777
2 -	30.520	43.526	23.182	1:37.228	90.09	2.877	10:49:13.005
3 -	30.212	42.883	22.708	1:35.803	91.43	1.452	10:50:48.808
4 -	29.946	42.563	22.717	1:35.226	91.99	0.875	10:52:24.034
5 -	29.804	42.127	22.643	1:34.574 (3)	92.62	0.223	10:53:58.608
6 -	29.972	43.602	23.507	1:37.081	90.23	2.730	10:55:35.689
7 -	29.912	42.310	22.651	1:34.873	92.33	0.522	10:57:10.562
8 -	29.995	42.382	22.452	1:34.829	92.37	0.478	10:58:45.391
9 -	29.683	42.069	22.599	1:34.351 (1)	92.84		11:00:19.742
10 -	29.758	42.380	22.565	1:34.703	92.49	0.352	11:01:54.445
11 -	30.308	41.357	22.746	1:34.411 (2)	92.78	0.060	11:03:28.856

P11 7 M1400 Geoff FERN			Dallara 301				
IDEAL LAP TIME : 1:33.704		BEST LAP TIME : 1:33.974		DIFFERENCE : 0.270			
LAP	SECTOR 1	SECTOR 2	SECTOR 3	LAP TIME	MPH	DIFF	TIME OF DAY
1 -		45.518	23.832	1:50.456	79.30	16.482	10:47:40.540
2 -	30.684	43.457	22.731	1:36.872	90.42	2.898	10:49:17.412
3 -	30.594	42.810	22.991	1:36.395	90.87	2.421	10:50:53.807
4 -	29.612	42.907	22.988	1:35.507	91.71	1.533	10:52:29.314
5 -	29.769	42.682	22.879	1:35.330	91.88	1.356	10:54:04.644
6 -	30.079	42.350	22.775	1:35.204	92.01	1.230	10:55:39.848
7 -	30.167	42.077	22.785	1:35.029	92.18	1.055	10:57:14.877
8 -	29.321	42.264	22.513	1:34.098 (2)	93.09	0.124	10:58:48.975
9 -	29.269	41.989	22.716	1:33.974 (1)	93.21		11:00:22.949
10 -	29.202	42.006	22.923	1:34.131 (3)	93.06	0.157	11:01:57.080

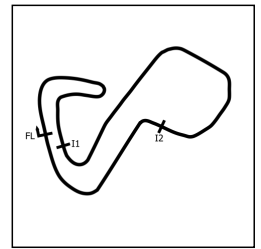
P12 99 2000 Mat JORDAN			Van Diemen RF99				
IDEAL LAP TIME : 1:33.496		BEST LAP TIME : 1:34.125		DIFFERENCE : 0.629			
LAP	SECTOR 1	SECTOR 2	SECTOR 3	LAP TIME	MPH	DIFF	TIME OF DAY
1 -		45.593	23.792	1:49.745	79.81	15.620	10:47:39.829
2 -	30.906	42.921	23.146	1:36.973	90.33	2.848	10:49:16.802
3 -	30.778	42.326	23.475	1:36.579	90.70	2.454	10:50:53.381
4 -	30.552	42.745	23.320	1:36.617	90.66	2.492	10:52:29.998
5 -	30.069	42.094	22.912	1:35.075	92.13	0.950	10:54:05.073
6 -	30.020	42.281	22.862	1:35.163	92.05	1.038	10:55:40.236
7 -	30.458	41.825	22.943	1:35.226	91.99	1.101	10:57:15.462
8 -	30.012	41.646	22.610	1:34.268 (3)	92.92	0.143	10:58:49.730
9 -	29.647	41.408	23.185	1:34.240 (2)	92.95	0.115	11:00:23.970
10 -	30.276	41.381	22.468	1:34.125 (1)	93.06		11:01:58.095

Weather / Track : Sunny / Dry

Brands Hatch GP
Circuit Length = 2.4332 miles
Start: 10:45 Flag 11:01 End: 11:03

Monoposto Championship - F3, 2000, Classic, 1400

RACE 9 - SECTOR ANALYSIS



SECTOR 1 = FL to I1, SECTOR 2 = I1 to I2, SECTOR 3 = I2 to FL, DIFF = Difference To Personal Best Lap, P = Crossed Finish Line in Pit Lane, D = Time Disallowed

P13 32 2000 Terry CLARK				Van Diemen RF00			
IDEAL LAP TIME : 1:33.303		BEST LAP TIME : 1:34.145		DIFFERENCE : 0.842			
LAP	SECTOR 1	SECTOR 2	SECTOR 3	LAP TIME	MPH	DIFF	TIME OF DAY
1 -		44.910	23.642	1:49.299	80.14	15.154	10:47:39.383
2 -	30.990	42.988	22.963	1:36.941	90.36	2.796	10:49:16.324
3 -	30.644	42.695	22.936	1:36.275	90.98	2.130	10:50:52.599
4 -	30.361	42.809	22.785	1:35.955	91.29	1.810	10:52:28.554
5 -	30.150	42.429	22.900	1:35.479	91.74	1.334	10:54:04.033
6 -	30.392	42.146	22.960	1:35.498	91.72	1.353	10:55:39.531
7 -	30.085	41.734	22.797	1:34.616 (3)	92.58	0.471	10:57:14.147
8 -	29.811	41.861	22.795	1:34.467 (2)	92.72	0.322	10:58:48.614
9 -	30.159	41.824	23.413	1:35.396	91.82	1.251	11:00:24.010
10 -	30.653	41.341	22.151	1:34.145 (1)	93.04		11:01:58.155

P14 19 Classic Nick CATANZARO				Formula Vauxhall Lotus			
IDEAL LAP TIME : 1:36.889		BEST LAP TIME : 1:36.889		DIFFERENCE : 0.000			
LAP	SECTOR 1	SECTOR 2	SECTOR 3	LAP TIME	MPH	DIFF	TIME OF DAY
1 -		46.467	23.954	1:52.211	78.06	15.322	10:47:42.295
2 -	31.703	45.498	24.140	1:41.341	86.43	4.452	10:49:23.636
3 -	31.770	45.515	24.064	1:41.349	86.43	4.460	10:51:04.985
4 -	31.805	45.681	23.842	1:41.328	86.45	4.439	10:52:46.313
5 -	31.348	45.275	23.495	1:40.118	87.49	3.229	10:54:26.431
6 -	31.403	44.549	23.545	1:39.497	88.04	2.608	10:56:05.928
7 -	31.541	43.916	23.163	1:38.620 (3)	88.82	1.731	10:57:44.548
8 -	31.902	45.152	23.109	1:40.163	87.45	3.274	10:59:24.711
9 -	30.674	43.233	22.982	1:36.889 (1)	90.41		11:01:01.600
10 -	30.749	44.631	23.169	1:38.549 (2)	88.88	1.660	11:02:40.149

P15 100 F3 Juan MORENO				Formula Renault			
IDEAL LAP TIME : 1:36.659		BEST LAP TIME : 1:36.659		DIFFERENCE : 0.000			
LAP	SECTOR 1	SECTOR 2	SECTOR 3	LAP TIME	MPH	DIFF	TIME OF DAY
1 -		47.393	24.199	1:54.024	76.82	17.365	10:47:44.108
2 -	32.188	46.245	23.827	1:42.260	85.66	5.601	10:49:26.368
3 -	32.000	45.262	23.770	1:41.032	86.70	4.373	10:51:07.400
4 -	31.680	45.127	23.633	1:40.440	87.21	3.781	10:52:47.840
5 -	31.574	45.203	23.368	1:40.145	87.47	3.486	10:54:27.985
6 -	31.352	43.877	23.597	1:38.826 (3)	88.63	2.167	10:56:06.811
7 -	31.720	44.162	23.496	1:39.378	88.14	2.719	10:57:46.189
8 -	31.351	44.509	23.176	1:39.036	88.45	2.377	10:59:25.225
9 -	30.797	43.146	22.716	1:36.659 (1)	90.62		11:01:01.884
10 -	30.991	44.439	23.059	1:38.489 (2)	88.94	1.830	11:02:40.373

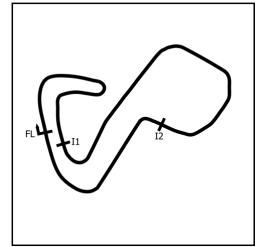
P16 57 Classic Edward GUEST				Anson SA3			
IDEAL LAP TIME : 1:42.811		BEST LAP TIME : 1:43.509		DIFFERENCE : 0.698			
LAP	SECTOR 1	SECTOR 2	SECTOR 3	LAP TIME	MPH	DIFF	TIME OF DAY
1 -		47.412	24.410	1:54.690	76.37	11.181	10:47:44.774
2 -	33.098	46.896	24.597	1:44.591 (3)	83.75	1.082	10:49:29.365
3 -	32.616	47.270	24.708	1:44.594	83.75	1.085	10:51:13.959
4 -	33.019	47.396	24.510	1:44.925	83.48	1.416	10:52:58.884
5 -	32.810	47.046	25.287	1:45.143	83.31	1.634	10:54:44.027
6 -	33.141	48.163	24.460	1:45.764	82.82	2.255	10:56:29.791
7 -	32.404	46.828	24.306	1:43.538 (2)	84.60	0.029	10:58:13.329
8 -	32.440	47.748	24.584	1:44.772	83.60	1.263	10:59:58.101
9 -	32.259	47.788	24.637	1:44.684	83.67	1.175	11:01:42.785
10 -	32.693	46.246	24.570	1:43.509 (1)	84.62		11:03:26.294

Weather / Track : Sunny / Dry

Brands Hatch GP
Circuit Length = 2.4332 miles
Start: 10:45 Flag 11:01 End: 11:03

Monoposto Championship - F3, 2000, Classic, 1400

RACE 9 - SECTOR ANALYSIS



SECTOR 1 = FL to I1, SECTOR 2 = I1 to I2, SECTOR 3 = I2 to FL, DIFF = Difference To Personal Best Lap, P = Crossed Finish Line in Pit Lane, D = Time Disallowed

P17 70 2000 Michael JOWETT		Van Diemen RF00					
IDEAL LAP TIME : 1:41.554		BEST LAP TIME : 1:42.065		DIFFERENCE : 0.511			
LAP	SECTOR 1	SECTOR 2	SECTOR 3	LAP TIME	MPH	DIFF	TIME OF DAY
1 -		51.040	25.276	2:02.221	71.67	20.156	10:47:52.305
2 -	33.498	49.285	25.485	1:48.268	80.90	6.203	10:49:40.573
3 -	32.900	49.039	26.054	1:47.993	81.11	5.928	10:51:28.566
4 -	32.875	47.833	25.129	1:45.837	82.76	3.772	10:53:14.403
5 -	32.839	47.852	24.980	1:45.671	82.89	3.606	10:55:00.074
6 -	32.656	46.457	24.830	1:43.943	84.27	1.878	10:56:44.017
7 -	31.624	47.529	24.640	1:43.793 (3)	84.39	1.728	10:58:27.810
8 -	32.427	47.078	24.527	1:44.032	84.20	1.967	11:00:11.842
9 -	31.117	46.153	24.795	1:42.065 (1)	85.82		11:01:53.907
10 -	32.117	46.171	24.284	1:42.572 (2)	85.40	0.507	11:03:36.479

P18 69 2000 Richard GREENING		Swift SC98					
IDEAL LAP TIME : 1:42.400		BEST LAP TIME : 1:43.670		DIFFERENCE : 1.270			
LAP	SECTOR 1	SECTOR 2	SECTOR 3	LAP TIME	MPH	DIFF	TIME OF DAY
1 -		49.574	25.570	2:00.673	72.59	17.003	10:47:50.757
2 -	33.644	48.087	25.544	1:47.275	81.65	3.605	10:49:38.032
3 -	33.605	48.226	25.130	1:46.961	81.89	3.291	10:51:24.993
4 -	33.229	47.508	25.156	1:45.893	82.72	2.223	10:53:10.886
5 -	33.404	49.842	25.099	1:48.345	80.85	4.675	10:54:59.231
6 -	34.867	45.900	24.438	1:45.205	83.26	1.535	10:56:44.436
7 -	32.761	46.496	24.413	1:43.670 (1)	84.49		10:58:28.106
8 -	32.988	46.572	24.395	1:43.955 (3)	84.26	0.285	11:00:12.061
9 -	32.105	46.627	25.012	1:43.744 (2)	84.43	0.074	11:01:55.805

Monoposto Championship - F3, 2000, Classic, 1400

RACE 9 - BEST SECTORS

SECTOR 1			SECTOR 2			SECTOR 3			IDEAL / BEST COMPARISON						
POS	NO	NAME	TIME	NO	NAME	TIME	NO	NAME	TIME	POS	NO	NAME	IDEAL	BEST	DIFF
													PERFECT LAP	1:25.260	
1	90	FORES	27.096	90	FORES	37.613	90	FORES	20.551	1	90	FORES	1:25.260	1:25.406	0.146
2	3	TIMMS	27.436	3	TIMMS	38.518	3	TIMMS	20.852	2	3	TIMMS	1:26.806	1:27.448	0.642
3	94	DIBDEN	27.666	94	DIBDEN	38.881	10	HARRISON	21.217	3	94	DIBDEN	1:27.840	1:27.980	0.140
4	10	HARRISON	27.816	10	HARRISON	39.146	94	DIBDEN	21.293	4	10	HARRISON	1:28.179	1:28.496	0.317
5	8	WRIGHT	28.755	44	OTWAY	39.966	8	WRIGHT	21.885	5	44	OTWAY	1:30.772	1:30.772	0.000
6	36	HATTON	28.768	36	HATTON	40.066	44	OTWAY	21.916	6	36	HATTON	1:30.789	1:30.943	0.154
7	44	OTWAY	28.890	8	WRIGHT	40.710	36	HATTON	21.955	7	8	WRIGHT	1:31.350	1:31.466	0.116
8	7	FERN	29.202	24	DAWE	40.779	24	DAWE	22.068	8	24	DAWE	1:32.191	1:32.208	0.017
9	24	DAWE	29.344	32	CLARK	41.341	32	CLARK	22.151	9	32	CLARK	1:33.303	1:34.145	0.842
10	23	MCATEER	29.568	46	WOOD	41.357	23	MCATEER	22.359	10	23	MCATEER	1:33.365	1:33.677	0.312
11	99	JORDAN	29.647	99	JORDAN	41.381	46	WOOD	22.452	11	46	WOOD	1:33.492	1:34.351	0.859
12	46	WOOD	29.683	23	MCATEER	41.438	99	JORDAN	22.468	12	99	JORDAN	1:33.496	1:34.125	0.629
13	32	CLARK	29.811	7	FERN	41.989	7	FERN	22.513	13	7	FERN	1:33.704	1:33.974	0.270
14	19	CATANZARO	30.674	100	MORENO	43.146	100	MORENO	22.716	14	100	MORENO	1:36.659	1:36.659	0.000
15	100	MORENO	30.797	19	CATANZARO	43.233	19	CATANZARO	22.982	15	19	CATANZARO	1:36.889	1:36.889	0.000
16	70	JOWETT	31.117	69	GREENING	45.900	70	JOWETT	24.284	16	70	JOWETT	1:41.554	1:42.065	0.511
17	69	GREENING	32.105	70	JOWETT	46.153	57	GUEST	24.306	17	69	GREENING	1:42.400	1:43.670	1.270
18	57	GUEST	32.259	57	GUEST	46.246	69	GREENING	24.395	18	57	GUEST	1:42.811	1:43.509	0.698

Weather / Track : Sunny / Dry

Results can be found at www.tsl-timing.com

Brands Hatch GP
 Circuit Length = 2.4332 miles
 Start: 10:45 Flag 11:01 End: 11:03

Printed - 11:05 Sunday, 01 September 2019

Monoposto Championship - F3, 2000, Classic, 1400

RACE 9 - LAP CHART

LAP 1 @ 10:47:24.756			LAP 2 @ 10:48:53.597			LAP 3 @ 10:50:20.196			LAP 4 @ 10:51:48.050			LAP 5 @ 10:53:13.971		
NO	BEHIND	LAP TIME	NO	BEHIND	LAP TIME	NO	BEHIND	LAP TIME	NO	BEHIND	LAP TIME	NO	BEHIND	LAP TIME
94		1:34.672	90		1:28.599	90		1:26.599	90		1:27.854	90		1:25.921
90	0.242	1:34.914	94	1.161	1:30.002	94	3.828	1:29.266	94	3.954	1:27.980	70	1 Lap	1:45.837
3	3.525	1:38.197	3	4.274	1:29.590	3	5.677	1:28.002	3	5.786	1:27.963	94	6.157	1:28.124
10	6.181	1:40.853	10	9.949	1:32.609	10	14.441	1:31.091	10	16.561	1:29.974	3	7.313	1:27.448
24	7.786	1:42.458	24	13.639	1:34.694	44	20.855	1:33.078	44	25.506	1:32.505	10	21.241	1:30.601
36	8.406	1:43.078	36	14.303	1:34.738	24	21.459	1:34.419	36	27.310	1:32.945	44	31.566	1:31.981
44	9.924	1:44.596	44	14.376	1:33.293	36	22.219	1:34.515	24	27.848	1:34.243	36	33.356	1:31.967
46	11.021	1:45.693	8	18.586	1:35.832	8	27.251	1:35.264	8	33.298	1:33.901	24	35.346	1:33.419
8	11.595	1:46.267	46	19.408	1:37.228	46	28.612	1:35.803	46	35.984	1:35.226	8	41.152	1:33.775
23	12.610	1:47.282	23	20.558	1:36.789	23	30.143	1:36.184	23	36.946	1:34.657	46	44.637	1:34.574
32	14.627	1:49.299	32	22.727	1:36.941	32	32.403	1:36.275	32	40.504	1:35.955	23	45.415	1:34.390
99	15.073	1:49.745	99	23.205	1:36.973	99	33.185	1:36.579	7	41.264	1:35.507	32	50.062	1:35.479
7	15.784	1:50.456	7	23.815	1:36.872	7	33.611	1:36.395	99	41.948	1:36.617	7	50.673	1:35.330
19	17.539	1:52.211	19	30.039	1:41.341	19	44.789	1:41.349	19	58.263	1:41.328	99	51.102	1:35.075
100	19.352	1:54.024	100	32.771	1:42.260	100	47.204	1:41.032	100	59.790	1:40.440	19	1:12.460	1:40.118
57	20.018	1:54.690	57	35.768	1:44.591	57	53.763	1:44.594	57	1:10.834	1:44.925	100	1:14.014	1:40.145
69	26.001	2:00.673	69	44.435	1:47.275	69	1:04.797	1:46.961	69	1:22.836	1:45.893			
70	27.549	2:02.221	70	46.976	1:48.268	70	1:08.370	1:47.993						

Weather / Track : Sunny / Dry

Results can be found at www.tsl-timing.com

Page 1 of 3

Brands Hatch GP
 Circuit Length = 2.4332 miles
 Start: 10:45 Flag 11:01 End: 11:03

Printed - 11:05 Sunday, 01 September 2019

Monoposto Championship - F3, 2000, Classic, 1400

RACE 9 - LAP CHART

LAP 6 @ 10:54:41.057			LAP 7 @ 10:56:06.756			LAP 8 @ 10:57:33.347			LAP 9 @ 10:58:58.753			LAP 10 @ 11:00:24.363		
NO	BEHIND	LAP TIME	NO	BEHIND	LAP TIME	NO	BEHIND	LAP TIME	NO	BEHIND	LAP TIME	NO	BEHIND	LAP TIME
90		1:27.086	90		1:25.699	90		1:26.591	90		1:25.406	90		1:25.610
57	1 Lap	1:45.143	100	1 Lap	1:38.826	19	1 Lap	1:38.620	3	15.628	1:28.106	3	18.699	1:28.681
3	8.811	1:28.584	3	11.354	1:28.242	100	1 Lap	1:39.378	94	20.016	1:29.434	94	23.172	1:28.766
94	10.273	1:31.202	94	13.873	1:29.299	3	12.928	1:28.165	19	1 Lap	1:40.163	19	1 Lap	1:36.889
69	1 Lap	1:48.345	57	1 Lap	1:45.764	94	15.988	1:28.706	100	1 Lap	1:39.036	100	1 Lap	1:36.659
70	1 Lap	1:45.671	10	29.337	1:30.875	10	32.626	1:29.880	10	35.716	1:28.496	10	39.042	1:28.936
10	24.161	1:30.006	70	1 Lap	1:43.943	57	1 Lap	1:43.538	44	54.709	1:31.931	44	1:00.486	1:31.387
44	36.332	1:31.852	69	1 Lap	1:45.205	44	48.184	1:32.332	36	55.213	1:31.072	36	1:01.073	1:31.470
36	38.206	1:31.936	44	42.443	1:31.810	36	49.547	1:32.688	57	1 Lap	1:44.772	24	1:12.439	1:34.205
24	40.468	1:32.208	36	43.450	1:30.943	70	1 Lap	1:43.793	24	1:03.844	1:33.813	8	1:14.126	1:32.457
8	47.244	1:33.178	24	48.281	1:33.512	69	1 Lap	1:43.670	8	1:07.279	1:32.524	57	1 Lap	1:44.684
23	54.177	1:35.848	8	54.231	1:32.686	24	55.437	1:33.747	70	1 Lap	1:44.032	23	1:29.351	1:36.154
46	54.632	1:37.081	23	1:02.844	1:34.366	8	1:00.161	1:32.521	69	1 Lap	1:43.955	70	1 Lap	1:42.065
32	58.474	1:35.498	46	1:03.806	1:34.873	23	1:10.536	1:34.283	23	1:18.807	1:33.677	46	1:30.082	1:34.703
7	58.791	1:35.204	32	1:07.391	1:34.616	46	1:12.044	1:34.829	46	1:20.989	1:34.351			
99	59.179	1:35.163	7	1:08.121	1:35.029	32	1:15.267	1:34.467	7	1:24.196	1:33.974			
19	1:24.871	1:39.497	99	1:08.706	1:35.226	7	1:15.628	1:34.098	99	1:25.217	1:34.240			
						99	1:16.383	1:34.268	32	1:25.257	1:35.396			

Weather / Track : Sunny / Dry

Results can be found at www.tsl-timing.com

Page 2 of 3

Brands Hatch GP
 Circuit Length = 2.4332 miles
 Start: 10:45 Flag 11:01 End: 11:03

Printed - 11:05 Sunday, 01 September 2019

Monoposto Championship - F3, 2000, Classic, 1400

RACE 9 - LAP CHART

LAP 11	@ 11:01:55.535
---------------	-----------------------

NO	BEHIND	LAP TIME
90		1:31.172
69	2 Laps	1:43.744
7	1 Lap	1:34.131
99	1 Lap	1:34.125
32	1 Lap	1:34.145
3	17.031	1:29.504
94	21.324	1:29.324
10	40.266	1:32.396
19	1 Lap	1:38.549
100	1 Lap	1:38.489
44	1:00.086	1:30.772
36	1:01.156	1:31.255
24	1:14.067	1:32.800
8	1:14.420	1:31.466
57	1 Lap	1:43.509
23	1:32.623	1:34.444
46	1:33.321	1:34.411
70	1 Lap	1:42.572

Weather / Track : Sunny / Dry

Results can be found at www.tsl-timing.com

Page 3 of 3

Brands Hatch GP
Circuit Length = 2.4332 miles
Start: 10:45 Flag 11:01 End: 11:03

Printed - 11:05 Sunday, 01 September 2019

Monoposto Championship - F3, 2000, Classic, 1400

RACE 9 - STATISTICS

Competitors Started 18
Planned Start 2019-09-01 @ 10:55:00.000
Actual Start 2019-09-01 @ 10:45:50.083
Finish Time 2019-09-01 @ 11:01:54.907
Track Length 2.4332mi.
Total Laps 189
Total Distance Covered 459.8917mi.

Session Fastest Lap History

NO	CL	NAME	LAP TIME	TIME OF DAY	LAP	VEHICLE
94	F3	Ashley DIBDEN	1:34.672	10:47:24.774	1	Dallara F301
90	F3	Alex FORES	1:28.599	10:48:53.610	2	Dallara F301
90	F3	Alex FORES	1:26.599	10:50:20.208	3	Dallara F301
90	F3	Alex FORES	1:25.921	10:53:13.984	5	Dallara F301
90	F3	Alex FORES	1:25.699	10:56:06.770	7	Dallara F301
90	F3	Alex FORES	1:25.406	10:58:58.766	9	Dallara F301

Session Leader History

NO	CL	NAME	FROM LAP	LAPS LED	DISTANCE	VEHICLE
94	F3	Ashley DIBDEN	1	1	2.43 miles	Dallara F301
90	F3	Alex FORES	2	10	24.33 miles	Dallara F301

Flag History

TYPE	TIME OF DAY
GREEN	10:45:50.083
FINISH	11:01:54.907

Flag Statistics

TYPE	COUNT	TOTAL LAPS	TOTAL TIME
Green	1	11	17:54.518
Red	0	0	0.000
Safety Car	0	0	0.000
FCY	0	0	0.000

Weather / Track : Sunny / Dry

These results are provisional until the conclusion of any judicial and technical matters.

Brands Hatch GP
Circuit Length = 2.4332 miles
Start: 10:45 Flag 11:01 End: 11:03

Clerk Of Course :	Timekeeper :
-------------------	--------------

Monoposto Championship - F3, 2000, Classic, 1400

RACE 9 - STATISTICS

CLASS : F3

5 Starters

Fastest Lap History

NO	NAME	LAP TIME	TIME OF DAY	LAP	VEHICLE
94	Ashley DIBDEN	1:34.672	10:47:24.774	1	Dallara F301
90	Alex FORES	1:28.599	10:48:53.610	2	Dallara F301
90	Alex FORES	1:26.599	10:50:20.208	3	Dallara F301
90	Alex FORES	1:25.921	10:53:13.984	5	Dallara F301
90	Alex FORES	1:25.699	10:56:06.770	7	Dallara F301
90	Alex FORES	1:25.406	10:58:58.766	9	Dallara F301

Leader History

NO	NAME	FROM LAP	LAPS LED	DISTANCE	VEHICLE
94	Ashley DIBDEN	1	1	2.43 miles	Dallara F301
90	Alex FORES	2	10	24.33 miles	Dallara F301

Weather / Track : Sunny / Dry

These results are provisional until the conclusion of any judicial and technical matters.

Brands Hatch GP

Circuit Length = 2.4332 miles

Start: 10:45 Flag 11:01 End: 11:03

Clerk Of Course :

Timekeeper :

Monoposto Championship - F3, 2000, Classic, 1400

RACE 9 - STATISTICS

CLASS : M1400

3 Starters

Fastest Lap History

NO	NAME	LAP TIME	TIME OF DAY	LAP	VEHICLE
3	Jason TIMMS	1:38.197	10:47:28.302	1	Dallara 301
3	Jason TIMMS	1:29.590	10:48:57.890	2	Dallara 301
3	Jason TIMMS	1:28.002	10:50:25.891	3	Dallara 301
3	Jason TIMMS	1:27.963	10:51:53.855	4	Dallara 301
3	Jason TIMMS	1:27.448	10:53:21.302	5	Dallara 301

Leader History

NO	NAME	FROM LAP	LAPS LED	DISTANCE	VEHICLE
3	Jason TIMMS	1	11	26.76 miles	Dallara 301

Weather / Track : Sunny / Dry

These results are provisional until the conclusion of any judicial and technical matters.

Brands Hatch GP

Circuit Length = 2.4332 miles

Start: 10:45 Flag 11:01 End: 11:03

Clerk Of Course :

Timekeeper :

Monoposto Championship - F3, 2000, Classic, 1400

RACE 9 - STATISTICS

CLASS : 2000

5 Starters

Fastest Lap History

NO	NAME	LAP TIME	TIME OF DAY	LAP	VEHICLE
44	Kevin OTWAY	1:44.596	10:47:34.692	1	Van Diemen F4
44	Kevin OTWAY	1:33.293	10:49:07.992	2	Van Diemen F4
44	Kevin OTWAY	1:33.078	10:50:41.061	3	Van Diemen F4
44	Kevin OTWAY	1:32.505	10:52:13.566	4	Van Diemen F4
44	Kevin OTWAY	1:31.981	10:53:45.548	5	Van Diemen F4
44	Kevin OTWAY	1:31.852	10:55:17.400	6	Van Diemen F4
44	Kevin OTWAY	1:31.810	10:56:49.210	7	Van Diemen F4
44	Kevin OTWAY	1:31.387	11:01:24.860	10	Van Diemen F4
44	Kevin OTWAY	1:30.772	11:02:55.632	11	Van Diemen F4

Leader History

NO	NAME	FROM LAP	LAPS LED	DISTANCE	VEHICLE
44	Kevin OTWAY	1	11	26.76 miles	Van Diemen F4

Weather / Track : Sunny / Dry

These results are provisional until the conclusion of any judicial and technical matters.

Brands Hatch GP

Circuit Length = 2.4332 miles

Start: 10:45 Flag 11:01 End: 11:03

Clerk Of Course :

Timekeeper :

Monoposto Championship - F3, 2000, Classic, 1400

RACE 9 - STATISTICS

CLASS : Classic

5 Starters

Fastest Lap History

NO	NAME	LAP TIME	TIME OF DAY	LAP	VEHICLE
24	Robin DAWE	1:42.458	10:47:32.549	1	Formula Vauxhall Lotus
24	Robin DAWE	1:34.694	10:49:07.243	2	Formula Vauxhall Lotus
24	Robin DAWE	1:34.419	10:50:41.661	3	Formula Vauxhall Lotus
24	Robin DAWE	1:34.243	10:52:15.905	4	Formula Vauxhall Lotus
24	Robin DAWE	1:33.419	10:53:49.324	5	Formula Vauxhall Lotus
24	Robin DAWE	1:32.208	10:55:21.532	6	Formula Vauxhall Lotus

Leader History

NO	NAME	FROM LAP	LAPS LED	DISTANCE	VEHICLE
24	Robin DAWE	1	11	26.76 miles	Formula Vauxhall Lotus

Weather / Track : Sunny / Dry

These results are provisional until the conclusion of any judicial and technical matters.

Brands Hatch GP

Circuit Length = 2.4332 miles

Start: 10:45 Flag 11:01 End: 11:03

Clerk Of Course :

Timekeeper :