

MONO **CHAMPIONSHIP**

ENTRY PACK

Rounds 13 & 14
31st August – 1st September 2019

Brands Hatch
West Kingsdown, Longfield, DA3 8PU

Enclosed:

- Final Instructions
- Supplementary Regulations
- Paddock Plan
- Timetables
- Entry List
- Season Briefing Notes
- MSVR Safety Bulletin
- Site Map

Thank you for entering the final two rounds of the 2019 Monoposto Championship at Brands Hatch. We will be using the full GP circuit for this meeting. Please find enclosed in this entry pack all of the information you need for the meeting. Make sure you read this information carefully.

Format:

This meeting will use the double header format. There will be one qualifying and two races (per grid) across the weekend. Your fastest time in the first race will set the grid for the second race.

Parking Arrangements:

The paddock will be available to access on Thursday from 5pm whether or not you are testing. MSVR has warned us that space will be tight this weekend so please be considerate with parking up and arrange your set up and support vehicles to make best use of the space available. Any non-essential vehicles will not be allowed in the paddock.

Drivers' Briefing:

The drivers' briefings will not be held at the time or place indicated on the timetable due to the close proximity to scrutineering and qualifying times. Instead there will be **one combined drivers' briefing at 12pm in the Mono Hub**. This is after the qualifying sessions for both grids so any drivers who are new to the circuit will need a separate briefing with Terry Scannell in the morning.

Terry has asked everybody to be aware that at the end of each session, when the chequered flag is displayed, you must safely slow down on the run down from Druids as all cars will leave the circuit at Post 9 where there is likely to be a flag marshal trackside to direct cars to the Inner Paddock rather than continue all the way round the Grand Prix section of the circuit to the pit lane.

BBQ and Baking GP:

The BBQ will start at 7pm and the menu is included in this entry pack, please remember to bring your own chairs with you. The trophies from Saturday's races will be given out just before the BBQ starts and the Baking GP winners will also be announced then and prizes will be handed out. Please ensure that we have your Baking GP entry by midday on Saturday.

Mono Hub:

The Mono Hub will be located in the white pop-up next to the AViT truck for this meeting. Complimentary tea, coffee and biscuits will be served from the Hub over the weekend. All Monoposto competitors and teams are welcome to join us in the hub.

Annual Trophies:

If you were lucky enough to win one of our annual trophies last year and will not be attending any of the Tiedeman Trophy meetings, please bring the trophy with you to Brands Hatch and return it ready for it to be presented to the 2019 winner.

Useful Contacts:

For all event enquiries, issues or championship information please contact the Championship Coordinator, Rachel Lovett, on 07894 010132.

Circuit Phone Number – 01474 872331

Nearest Fuel Station:

Texaco (*0.8 Miles*) Main Road, Kingsdown, Sevenoaks, TN15 6ET

MSVR Club Car Championships
Brands Hatch GP
31st August/ 01st September 2019
Issue TWO

Saturday													
Championship	Session	Event	Mins	Down Time	Start	Finish	sign on	where	scrutineering	where	briefing	where	
F3 Cup Championship	1	Qualifying	00:20	00:10	09:00	09:20	07:00	Outer Paddock Office	07:30	In situ	08:00	Hailwoods	
GT Cup Championship	2	Practice	00:15	00:10	09:30	09:45	07:30	Race Admin	08:00	Garages	08:30	Race Centre	
Toyo Tires Racing Saloons	3	Qualifying	00:15	00:10	09:55	10:10	08:00	Outer Paddock Office	08:30	Scrut Bay	09:00	Hailwoods	
Monoposto Championship - F3, 2000, Classic and 1400	4	Qualifying	00:15	00:10	10:20	10:35	09:00	Outer Paddock Office	09:30	Scrut Bay	10:00	Hailwoods	
MSVT Trackday Championship	5	Qualifying	00:30	00:10	10:45	11:15	08:30	Outer Paddock Office	09:00	Scrut Bay	09:30	Hailwoods	
Monoposto Championship - 1000, 1800 and 1600	6	Qualifying	00:15	00:10	11:25	11:40	09:30	Outer Paddock Office	10:00	Scrut Bay	10:30	Hailwoods	
GT Cup Championship	7	Qualifying	00:15	00:10	11:50	12:05							
F3 Cup Championship	8	Race 1	00:20	00:10	12:15	12:35							
Toyo Tires Racing Saloons	9	Race 2	00:15	00:15	12:45	13:00							
Monoposto Championship - F3, 2000, Classic and 1400	10	Race 3	00:15		13:15	13:30							
Lunch			00:40		13:30	14:10							
GT Cup Championship	11	Race 4	00:25	00:15	14:10	14:35							
MSVT Trackday Championship	12	Race 5	00:45	00:15	14:50	15:35							
Toyo Tires Racing Saloons	13	Race 6	00:20	00:15	15:50	16:10							
Monoposto Championship - 1000, 1800 and 1600	14	Race 7	00:15	00:15	16:25	16:40							
GT Cup Championship	15	Race 8	00:50	00:15	16:55	17:45							
Sports 2000	16	Qualifying	00:20		18:00	18:20	15:30	Outer Paddock Office	16:00	Scrut Bay	16:30	Hailwoods	
Garages - GT Cup Championship													
ALL TIMES ARE PROVISIONAL & MAY BE CHANGED WITHOUT NOTICE. IT IS THE COMPETITORS RESPONSIBILITY TO WATCH THE PROGRESS OF THE MEETING & TO BE IN THE ASSEMBLY AREA NO LATER THAN 20 MINUTES PRIOR TO THE START OF THE QUALIFYING OR RACE. FAILURE TO COMPLY MAY RESULT IN SPACE BEING GIVEN TO RESERVES. IN IDEAL CONDITIONS THE QUALIFYING OR RACING PROGRAMME MAY BE BROUGHT FORWARD BY UP TO 20 MINUTES.													

MSVR Club Car Championships
Brands Hatch GP
31st August/ 01st September 2019
Issue TWO

Sunday												
Championship	Session	Event	Mins	Down Time	Start	Finish	sign on	where	scrutineering	where	briefing	where
GT Cup Championship	17	Practice	00:15	00:10	10:00	10:15						
Toyo Tires Production BMW Championship	18	Qualifying	00:15	00:15	10:25	10:40	08:30	Outer Paddock Office	09:00	Scrut Bay	09:30	Hailwoods
Monoposto Championship - F3, 2000, Classic and 1400	19	Race 9	00:15	00:10	10:55	11:10						
CSCC - Gold Arts Magnificent Sevens	20	Qualifying	00:30	00:10	11:20	11:50	09:30	Outer Paddock Office	09:30	Scrut Bay	10:15	Hailwoods
GT Cup Championship	21	Qualifying	00:15	00:10	12:00	12:15						
F3 Cup Championship	22	Race 10	00:20	00:15	12:25	12:45						
Monoposto Championship - 1000, 1800 and 1600	23	Race 11	00:15	00:15	13:00	13:15						
Toyo Tires Production BMW Championship	24	Race 12	00:15		13:30	13:45						
Lunch			00:35		13:45	14:20						
GT Cup Championship	25	Race 13	00:25	00:15	14:20	14:45						
Sports 2000	26	Race 14	00:50	00:15	15:00	15:50						
Toyo Tires Production BMW Championship	27	Race 15	00:15	00:15	16:05	16:20						
CSCC - Gold Arts Magnificent Sevens	28	Race 16	00:40	00:10	16:35	17:15						
GT Cup Championship	29	Race 17	00:50		17:25	18:15						
Garages - GT Cup Championship												
ALL TIMES ARE PROVISIONAL & MAY BE CHANGED WITHOUT NOTICE. IT IS THE COMPETITORS RESPONSIBILITY TO WATCH THE PROGRESS OF THE MEETING & TO BE IN THE ASSEMBLY AREA NO LATER THAN 20 MINUTES PRIOR TO THE START OF THE QUALIFYING OR RACE. FAILURE TO COMPLY MAY RESULT IN SPACE BEING GIVEN TO RESERVES. IN IDEAL CONDITIONS THE QUALIFYING OR RACING PROGRAMME MAY BE BROUGHT FORWARD BY UP TO 20 MINUTES.												



Monoposto Timetable

Brands Hatch GP

Saturday 31st August

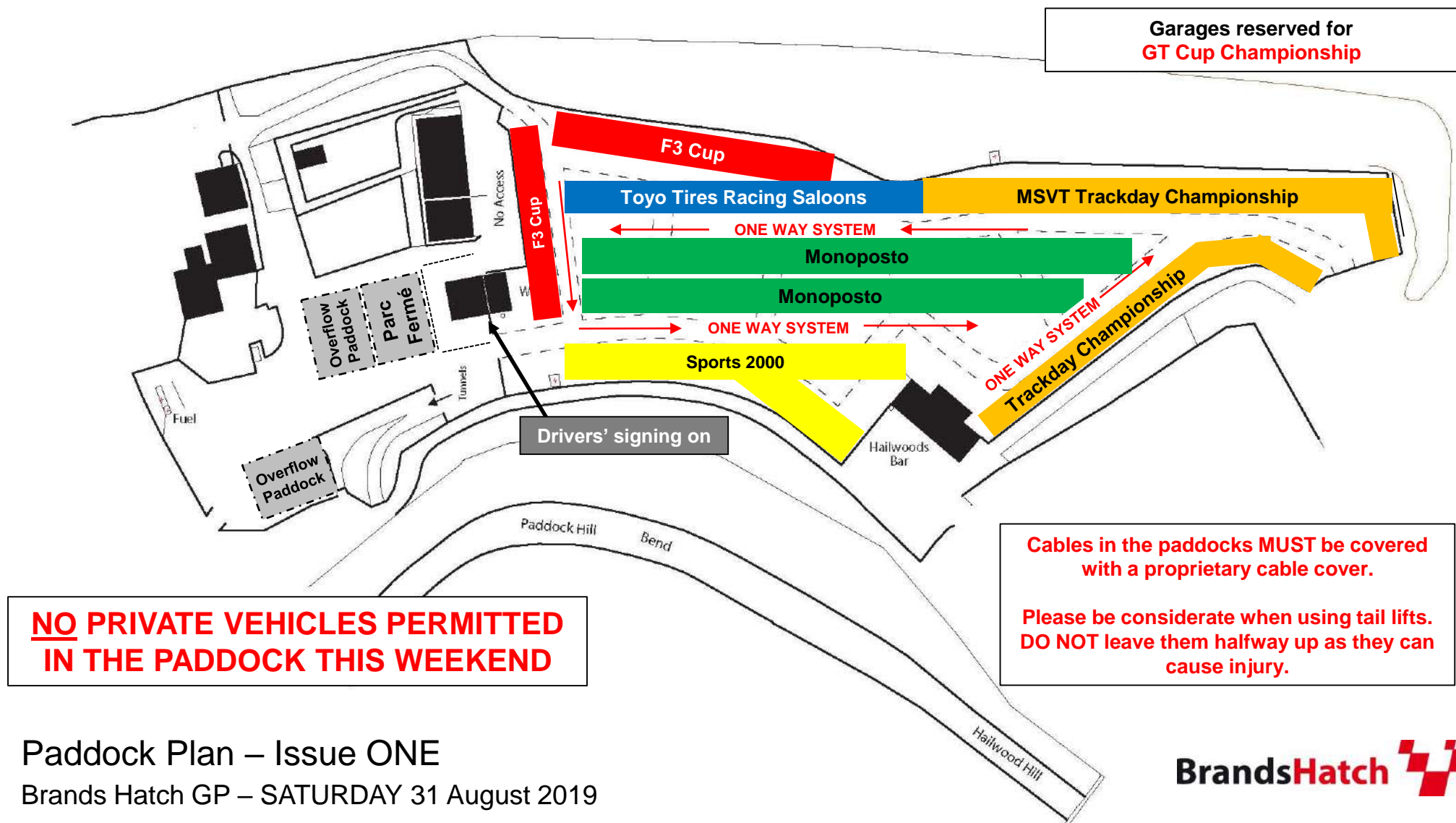
Event	Time	Location
Signing On	From 9am	Outer Paddock Office
F3, 2000, Classic & 1400 Scrutineering	9.30am	Scrutineering Bay
Moto 1000, 1800 & 1600 Scrutineering	10am	Scrutineering Bay
F3, 2000, Classic & 1400 Qualifying	10.20 – 10.35am	
Moto 1000, 1800 & 1600 Qualifying	11.25 – 11.40am	
Drivers Briefing	12pm	Mono Hub
F3, 2000, Classic & 1400 Race	1.15 – 1.30pm	
Moto 1000, 1800 & 1600 Race	4.25 – 4.40pm	
Prize Giving	6.45pm	Mono Hub
BBQ	7pm	Mono Hub

Sunday 1st September

Event	Time	Location
F3, 2000, Classic & 1400 Race	10.55 – 11.10am	
Moto 1000, 1800 & 1600 Race	1.00 – 1.15pm	
Prize Giving	2pm	Mono Hub

**Competitors need to be in the assembly area
20 minutes prior to the start of each session**

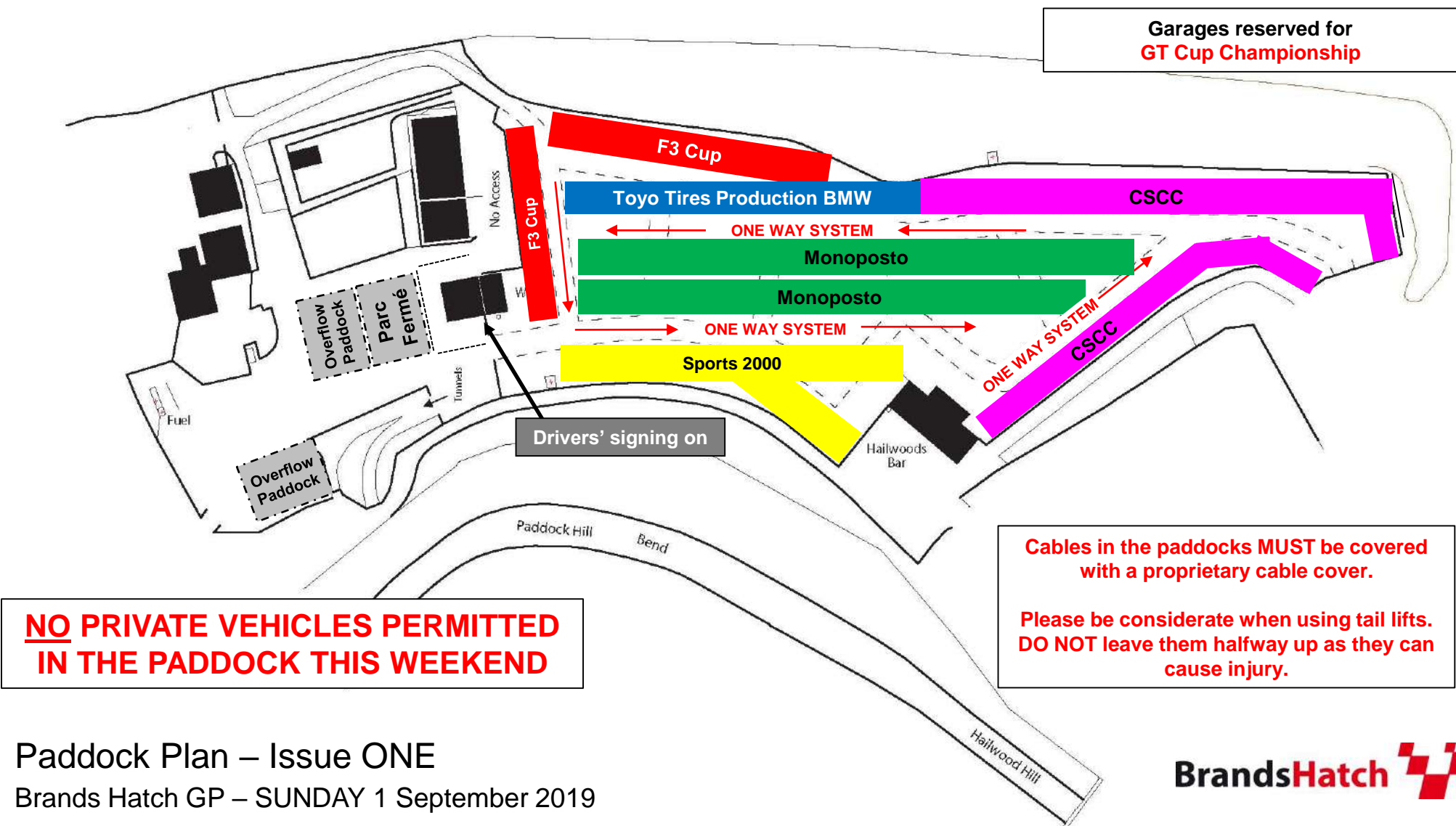
Please note that timings are provisional and it is possible for times to deviate from the timetable, dependent on the conduct of the event and the other races



Paddock Plan – Issue ONE

Brands Hatch GP – SATURDAY 31 August 2019

BrandsHatch



Paddock Plan – Issue ONE

Brands Hatch GP – SUNDAY 1 September 2019



Monoposto Championship
Rounds 13 & 14
Brands Hatch GP
31 August - 1 September
Entry List V3



Grid	First Name	Last Name	Hometown	Race Number	Team or Sponsor	Class	Car	Car Year	Engine	Capacity CC
1	Mark	Harrison	Worcester	10	Magic Motorsport	F3	Dallara F302	2002	Toyota	1998
1	Mike	Hatton	Aylesbury	36	GDM Motorsport	F3	Dallara F305	2005	Toyota	2000
1	Paul	Booth	Barton-upon-Humber	55	AVi! Motorsport	F3	Dallara F306	2006	Toyota	2000
1	Alex	Fores	Marlow	90	Bromfield Racing	F3	Dallara F301	2001	Toyota	2000
1	Ashley	Dibden	Peterborough	94	Printsense	F3	Dallara F301	2001	Toyota	2000
1	Juan	Moreno	Plymouth	100	TOR Finance Ltd	F3	Formula Renault	2007	Renault	2000
1	Jason	Timms	Gloucester	3	James Timms Transport	M1400	Dallara 301	2001	Suzuki	1400
1	Geoff	Fern	Warminster	7	Team Fern Racing	M1400	Dallara 301	2001	Hyabusa	1400
1	Martin	Wright	Burton-on-Trent	8	SMS Engineering Services	M1400	Dallara 301	2000	Suzuki	1340
1	Terry	Clark	Northwood	32	Mictel Hillpress	2000	Van Diemen RF00	2000	Ford Zetec	2000
1	Kevin	Otway	Tonbridge	44	KGO Solutions	2000	Van Diemen F4	1999	Ford Zetec	2000
1	Richard	Greening	Doncaster	69	AVi! Motorsport	2000	Swift SC98	1998	Ford Zetec	2000
1	Michael	Jowett	Doncaster	70	AVi! Motorsport	2000	Van Diemen RF00	2000	Scholar	1800
1	Mat	Jordan	Cheltenham	99	Team Fern Racing	2000	Van Diemen RF99	1999	Ford Zetec	2000
1	Nick	Catanzaro	Whitminster	19		Classic	Formula Vauxhall Lotus	1986	Vauxhall	2000
1	Will	McAteer	Woking	23	McAteer Motorsport	Classic	Reynard 923	1992	Volkswagen	1998
1	Robin	Dawe	Overbury	24	J.D Auto Service	Classic	Formula Vauxhall Lotus	1989	Vauxhall	2000
1	James	Rimmer	Great Denham	27		Classic	Dallara F392	1992	Alfa Romeo	2000
1	Jared	Wood	Stoke Mandeville	46		Classic	Formula Vauxhall Lotus		Vauxhall	2000
1	Edward	Guest	Thruxington	57		Classic	Anson SA3	1983	Vauxhall	2000



Monoposto Championship
Rounds 13 & 14
Brands Hatch GP
31 August - 1 September
Entry List V3



Grid	First Name	Last Name	Hometown	Race Number	Team or Sponsor	Class	Car	Car Year	Engine	Capacity CC
2	James	Waite	Northampton	18	Jamsport Racing	M1000	JKS Mk 2	2019	Suzuki	1000
2	Dax	Ward	Southampton	29	St. Cross Electronics	M1000	Jedi Mk 6	2008	Suzuki	1000
2	Andrew	Cartmell	Royston	30		M1000	Revelation 1000	2003	Suzuki GSXR	1000
2	Craig	Hurran	Cheltenham	39	Spyders Inc	M1000	Jedi Mk 6	2006	Suzuki GSXR	998
2	Morgan	McCourt	Cork	48	Leastone Racing	M1000	Leastone 1000	2014	Suzuki GSXR	1000
2	Michael	Watton	Warwickshire	51	Double M Motorsport	M1000	Jedi Mk 6	2002	Suzuki	1000
2	Myles	Castaldini	Leamington Spa	78	Tappex Thread Inserts	M1000	Van Diemen RF94	1994	Kawasaki	1000
2	Dan	Gore	London	80	Mittell	M1000	Jedi MK 6	2001	Suzuki	1000
2	Dave	Wheal	East Grinstead	83	Black Widow Exhausts	M1000	Jedi Mk 4	2003	Yamaha R1	998
2	Dominic	Shepherd	Wincanton	98	Shepherd + Co	M1000	JKS	2010	Suzuki	1000
2	Max	Hart	Co. Wicklow	101	Leastone Racing	M1000	Leastone 1000	2018	Suzuki	1000
2	Dan	Levy	Ongar		On Air Suspension	M1000	Jedi Mk VI	2014	Yamaha R1	1000
2	Jill	Lovett	Worcester	11	AViT! Motorsport	1800	Swift SC99Z	1999	Ford Zetec	1800
2	Phil	Davis	Stroud	12		1800	Van Diemen RF98	1998	Ford Zetec	1800
2	Paul	Lovett	Worcester	17	AViT! Motorsport	1800	Osella FAF	1976	Ford Pinto	2000
2	David	Jones	Newbury	47		1800	Van Diemen RF82	1982	Ford Pinto	2000
2	Douglas	McLay	Swadlincote	81	Elan Active Ltd	1800	Mygale SJ10 Duratec	2010	Ford Scholar	1600
2	Jeff	Williams	Shepherdswell	111		1800	Van Diemen RF82	1982	Ford Pinto	2000
2	Chris	Lord	Totnes	117		1800	Van Diemen RF82	1982	Ford Pinto	2000
2	Geoff	Fern	Warminster	7	Team Fern Racing	1600	Van Diemen RF89	1989	Ford Zetec	1600



MONO CHAMPIONSHIP

2019 Monoposto Annual BBQ & Baking Grand Prix

Brands Hatch – Saturday 31st August – 7pm

Menu

A Selection of Freshly Baked Breads
Prime Beef Burgers
A Selection of Sausages
Traditional, Chorizo
Lambe Kofte
Grilled Persian Boneless Chicken Thighs
Marinated with Lemon Oil, Rosemary, Garlic and Houmus
Chilli & Maple Pork Belly Slices
Rose Harissa, Chickpea and Seared Red Onion Burgers (v)
Baby New Potatoes
Salad of Roasted Summer Vegetables
Fresh Garden Salad
(V) Main Course item suitable for Vegetarian diets

*Dessert will be all the delicious entries from
the Baking Grand Prix*

Please Bring Your Own Drinks, Tables and Chairs

Tickets £15 Each

Available to purchase
from the Mono Hub at
Silverstone, online or
over the phone



Brands Hatch GP
FINAL INSTRUCTIONS
Issue TWO
31st August/ 1st September 2019

This meeting is organised by MotorSport Vision Racing, governed by the General Competition Rules of Motorsport UK, incorporating the provisions of the International Sporting Code of the FIA, additional Supplementary Regulations and any written instructions the organisers issue for the event.

1. PERMIT

This event will be held under the following MSUK Permit numbers:
 Nat B: 111568

This event is NCAFP permitted.

2. OFFICIALS

MSUK Steward – Bob Lentell
 Club Stewards – Bill Shewan, Tony Johnstone
 Senior Clerk of the Course – Barry Morris
 Clerks of the Course – Simon Gnana-Pragasam, Glynn Lee, Terry Scannell, Tony Watts, Robert Williams
 Assistant Clerks of the Course – Luke Caudle, Paul Golding
 Secretary of the Meeting – James Bolton King
 Deputy Secretary of the Meeting – Maggie Watts
 Chief Scrutineer – Nigel Thorne
 Chief Medical Officer – Obi Nnajiuba (Sat) TBC (Sun)
 Chief Flag Marshal – Rod Marshment
 Deputy Chief Flag Marshal - John Wells
 Chief Paddock Marshal – Vince Markey
 Chief Start Line Marshal – Daisy Lait
 Chief Pit Marshal – Darryl Burgess
 Chief Timekeeper – Andrew Craker
 Race Communications – Mildred Wiltshire, Juliet Morris
 Commentators – Mark Werrell, Chris Dawes
 Safety Car Driver – Ian Barnett, Peter Scillitoe
 Paddock Manager – Stephen Green
 Marshals/Event Officials - Members of the BMMC, BARC & BRSCC and other MSUK recognised Clubs
 Ambulances - St John Ambulance
 Medical Services - St John Ambulance
 Rescue Units – MSVR, 750 MC
 Rescue Unit Chief - Andy Lyle
 Recovery - D&G Assist

3. COMPETITORS CIRCUIT/PADDOCK ACCESS & ALLOCATION

IT IS IMPORTANT THAT YOU FOLLOW INSTRUCTIONS FROM THE PADDOCK MANAGER STEPHEN GREEN REGARDING PARKING WITHIN THE PADDOCK AREAS.

Competitors must not park within the paddock until they have reported to the paddock manager.

GP Paddock access for those testing on Friday and having booked a garage with MSV is from 21:30 on Thursday 29th August

Outer Paddock access for those testing on Friday is from 17:00 Thursday 29th August (F3 Cup, Toyo Tires Racing Saloons, Sports 2000 and Monoposto Championship).

GP Paddock for those not testing will be from 18:30 on Friday 30th August.

Access for Toyo Tires Production BMW Championship, CSCC Gold Arts Magnificent Sevens will be from 18:30 on 31st August, or once space has been made available

Garage allocations:
 GT Cup Championship

The paddocks must be vacated by 21:30 on Sunday 01st September.

4. SIGNING ON FOR COMPETITORS

Signing on for all competitors will be in accordance with the times and locations shown on the timetable.

At signing on all drivers must provide a) Drivers and Entrants MSUK Competition Licence. b) Drivers Medical Certificate (if not incorporated in the Licence). c) Valid Club Membership (where applicable).

Any competitor holding a competition licence not issued by the MSUK MUST specify this on the entry form for the event. Further, unless the licence bears the EU Flag, they can only participate with authorisation from their ASN (as required by the FIA International Sporting Code) and MUST present this written authorisation when signing on.

Any drivers not present at the times prescribed on the timetable and with the correct documentation will need to report to the Secretary of the Meeting in Race Administration prior to their practice or qualifying session. The organisers take no responsibility if you are unable to take part in any practice or qualifying session, or the race/s, if you are not present with the correct documentation at the prescribed times.

5. SIGNING ON FOR SENIOR OFFICIALS

Will be in Race Administration.

6. NOTICE BOARD

The Official Notice Board will be located in Race Administration.

7. TIMING SCREEN

The Official Timing Screen will be the Starters timing screen in the Pit Lane.

8. SCRUTINEERING

All Cars will be examined at the times and locations given in the timetable. It is essential that cars and drivers equipment is available at the prescribed times.

9. ELIGIBILITY

Eligibility may be checked by a member of the MSUK Technical Commission. These Technical Commissioners will be considered as Judges of Fact within the Regulations. The Championship MSUK Licensed Eligibility Scrutineers are also considered Judges of Fact and empowered to undertake any measurements or examinations of vehicles.

10. DRIVERS RACING FOR THE FIRST TIME AT BRANDS HATCH

Competitors must read an instruction sheet that can be collected from the Outer paddock office or Race Administration prior to their qualifying sessions.

11. DRIVERS BRIEFINGS

Drivers briefings will be at the times and locations given in the timetable.

The organisers reserve the right to call extra briefings as appropriate. **Attendance at any drivers briefing by every driver in every race, is mandatory.**

12. ENGINE / NOISE POLLUTION

Engines must not be run before 0815 hours OR after 1830 hours on Saturday. Engines must not be run before 0915 hours OR after 1830 hours on Sunday. All competing cars must comply with MSUK or championship/series regulations.

13. PIT LANE

Please note that there is a mandatory speed limit in the Pit Lane of 60 km/h for all races.

The Penalty Box is in the Pit Lane adjacent to Race Control.

14. QUALIFYING

GT Cup – First practice session all cars will be required to go to the assembly area for noise testing. For all subsequent qualifying and practice sessions cars can go direct from the garages.

All cars in the Outer Paddock will proceed to the GP Paddock Assembly Area 20 minutes prior to their session start. From the Assembly Area cars will enter the Pit Lane on instruction from officials.

15. RACE START PROCEDURE

All cars in the will assemble in the GP Paddock Assembly Area then proceed directly to the grid and when all cars are in position the countdown will commence.

If the delay from the showing of the Green Flag to the start of the race takes more than three minutes the organisers reserve the right to reduce the race distance.

Start Procedures

Rolling: GT Cup Championship, Sports 2000

Standing: All other races

Toyo Tires Racing Saloons and Toyo Tires Production BMW Championship will **NOT** have a green flag lap under normal conditions.

16. GRIDS

All grids will be in accordance with Championship/Series Regulations & Track Licence.

17. COUNTDOWNS

For all races, the countdown will start at the 1 minute signal unless otherwise specified.

18. SAFETY CAR

The Clerk of the Course has the option to deploy a Safety Car for **all qualifying and races. The Safety Car will join the circuit at Marshal Post 8 and leave the circuit by entering the Pit Lane.**

Any lap times set while the Safety Car is deployed during Qualifying will not be used to determine grid positions.

19. LIVE SNATCH

Brands Hatch is licensed for Live Snatch. During racing or qualifying any car that needs removing from a gravel trap may be removed by a 'snatch vehicle' under local yellow flags.

Live Snatch will **not** be used for Monoposto Championship, Sports 2000 or F3 Cup.

20. TRACK LIMITS

At this event infringements of 'track limits' as defined by MSUK Regulation Q14.4.2 will be detected by an automatic system that will identify the offending car and produce a photograph of the infringement.

This photographic evidence will be considered as a fact and may be used by the Clerk of the Course for judicial procedures in accordance with MSUK Regulations.

The above mechanism for such infringements does not preclude from marshals, officials and Judges of Fact from reporting infringements.

21. CONTROL FLAGS

Control Flags: Control flags (Black/White, Black/Orange etc) with car numbers may be shown from the control line on drivers right at the line.

The same information may also be shown from electronic panels displayed alongside the start lights in addition to or as an alternative to the flags on the line.

22. END OF PRACTICE AND RACE PROCEDURE

After taking the Chequered Flag ALL CARS will turn right at Turn FOUR and enter the pit lane (see diagram).

All cars will go immediately either to the GP Paddock Parc Fermé or to Parc Fermé in the outer paddock or to their paddock awnings as directed by officials.

Cars may be held under Parc Fermé conditions until released by the Chief Scrutineer, even if this is at their paddock locations.

For all races that are of a set time duration, the Chequered Flag will be shown to the race leader the first time he passes the finish line after the time has elapsed unless otherwise specified.

23. RED FLAG

Any race generating a Red Flag may be rescheduled to the last race of the day, and will only be run if the timetable allows.

24. SIGNALLING LIGHTS

There are signalling lights at various locations around the circuit. These lights have the same meaning and authority as flags.

25. RESULTS

Results of Qualifying and Races can be collected from race administration, where they will be available once the Clerk of the Course has signed the result. Published results are subject to any outstanding judicial matters.

26. JUDGES OF FACT

Judges may be appointed in accordance with MSUK Q18.

Timekeepers: To declare the individual lap times and the order in which the cars cross the timing line throughout the competition.

Scrutineers: In addition to the Championship/Series Eligibility Scrutineers, eligibility may be checked by a member of the MSUK Technical Commission, as listed in the MSUK Officials' Yearbook Appendix 5(d).

27. TIMING

All competitors are required to use an AMB TranX or MYLAPS X2, either direct powered or battery transponder. Transponders can be purchased from TSL at

www.tsl-timing.com in advance of the meeting or hired from TSL Timing in advance of the race meeting by arrangement with TSL.

Competitors are required to supply the transponder number in advance of the event to their respective Championship Coordinator.

28. DECALS

All competitors are reminded that race sponsor's decals, if supplied, must be prominently displayed on competing vehicles.

29. MSV & MSVR shall not be liable in the event of damage caused to vehicles being recovered from the track.

Cables in the Paddocks **MUST** be covered with a proprietary cable cover.

Tail lifts must **NOT** be left unattended in the 'mid' position. It is strongly recommended that extended tail lifts are fitted with warning lights.

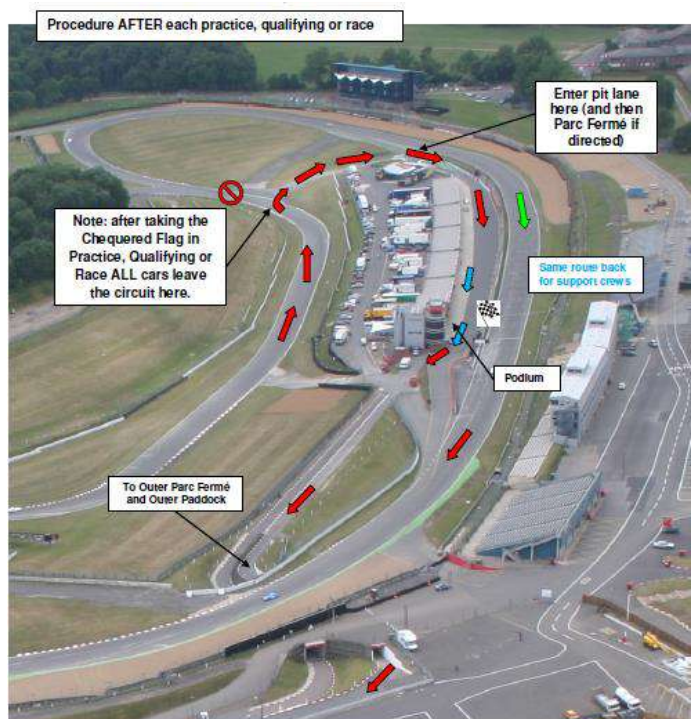
30. SPECIAL CIRCUIT NOTICES

Please refer to Appendix A in the Supplementary Regulations for this race meeting. If you have any questions regarding these, please get in touch with a member of the MSVR team who will be happy to help you.

We wish you a safe and successful meeting.

James Bolton King
Senior Clerk of the Course

David Willey
Secretary of the Meeting



MotorSport Vision Racing Race Meeting - Supplementary Regulations Issue ONE

1. **MotorSport Vision Racing will organise a race meeting at Brands Hatch GP Circuit on 31 August/01 September 2019.**

Circuit length 2.433 miles/ 3.916 km, direction clockwise. FIA Grade: TWO

Races will be organised for the Races/Series/Championships listed below under the following Motorsport UK Permit Numbers:

Nat B:

The Meeting will be under the General Regulations of Motorsport UK (incorporating the provisions of the International Sporting Code of the FIA), these Supplementary Regulations, the Series/Championship Regulations of the Series/Championships (if applicable) in the list below and any written instructions issued for the event by the organisers. All timings will be confirmed in Final Instructions.

2. ELIGIBLE CARS AND COMPETITORS AND ENTRIES

Race Title	Max No of Starters	Competitors Licence Status	Permit
GT Cup Championship	46	National B	National B
Monoposto Championship	38	National B	National B
F3 Cup Championship	38	National B	National B
Toyo Tires Production BMW Championship	46	National B	National B
Toyo Tires Racing Saloons	46	National B	National B
Sports 2000	38	National B	National B
Gold Arts Magnificent Sevens	46	National B	National B

3. **ELIGIBLE VEHICLES** - All vehicles must comply with Series/Championship Technical Regulations where appropriate.

4. **JUDGES** - The Judges of Fact will be published in an official bulletin in accordance with G10.2.

5. **ENTRIES** - Entries open on publication of these Regulations and close on Wednesday 28th August 2019. Entry fees and other detail are on the entry form.

Entry fees and passes issued will be in accordance with individual Series/Championship Regulations, where applicable or according to the entry forms. All personnel and vehicle passes will identify the team to which they are issued, and are issued on the condition that they are strictly not for resale. All passes remain the property of MSV/MSVR as applicable. Failure to comply with the above will be considered a breach of these Regulations and the conditions of admission of the landowner. Only vehicles with the relevant passes will be admitted to the paddock. No private cars will be allowed in the Paddock unless specifically authorised.

Entrants or their accredited representatives will be responsible for all persons concerned with their entry complying with these Regulations.

In addition to MOTORSPORT UK regulation D16, the Organisers reserve the right to refuse an entry at their discretion.

The number of starters permitted to start each race will be in accordance with the track licence.

MSVR reserve the right to cancel or amalgamate races if entries fall below 12.

MSVR reserve the right to accept entries from competitors holding a valid licence issued by any ASN.

ENTRY FEES - Any entry not accompanied by the correct entry fee is not a valid entry. Full refunds will be given for any cancellations received before midday on the Tuesday prior to a meeting. No refunds will be given for any cancellations received after this deadline, even if you have an accident in testing in the days leading up to the event.

Refunds - Unless otherwise stated in Series/Championship Regulations entry fees may be refunded to competitors who notify the organisers, in writing, before noon on the Tuesday prior to the event and return all paperwork and tickets to the Entry Secretary. A stamped addressed envelope must accompany returned paperwork and passes. Surplus entries practising in a single class race and failing to qualify - No refund. Nominated reserves who do not get a race will be considered for a refund and the amount will depend on the circumstances. NO REFUND will be payable after noon on the Tuesday prior to the meeting.

Competitors must be members of MSVR. Membership of MSVR is free of charge upon receipt of a valid race entry.

6. **SIGNING ON** - Signing on for all races will take place at the location specified in Final Instructions.

7. **DRIVER CHANGES** - Any application for change of driver or vehicle must be made in writing to the Secretary of the Meeting, in accordance with MOTORSPORT UK section D 25.1.12.

8. **SCRUTINEERING** - All vehicles must comply with Series/Championship Technical Regulations and the appropriate MOTORSPORT UK and Supplementary Regulations.

All competitors must present their cars for scrutineering at the place and times indicated in the Final Instructions. All cars must be available for inspection in a race ready state. No car may practice or race unless approved by the Scrutineers. Drivers must present racewear for inspection at this time. Entrants and Drivers must be present at scrutineering and sign the necessary indemnities at documentation.

Drivers must wear crash helmets and clothing as specified by FIA/MOTORSPORT UK Regulations during all practice sessions and races. These items must be available for scrutineering with the car.

Race numbers on cars must comply with MOTORSPORT UK J 4.

9. **TIMING** - All competitors are required to use an AMB TranX 260 or MYLAPS X2 transponder which can be either direct powered or battery.

10. **QUALIFICATION AND STARTS** - All drivers should complete a minimum of 3 laps and record a time in the appropriate session in accordance with the appropriate Series/Championship and Supplementary Regulations to qualify. Grid positions will be set in accordance with Q 12.9, except where amended by Series/Championship Regulations.

The Stewards of the Meeting may permit drivers of cars to start who have not reached the qualification minima providing they do not eliminate drivers who have qualified to start.

Grid formations and start procedures will be in accordance with the relevant Series/Championship and/or Supplementary Regulations. Judges of Fact will be appointed to determine false starts.

Pits assistance and refuelling will be in accordance with Series/Championship and/or Supplementary Regulations. Unless otherwise advise in Final Instructions or by Bulletin the mandatory speed limit of 60 kph will apply in the Pit Lane for all practice sessions and races.

The organisers will issue with the Final Instructions, specific Pit and Paddock Instructions and Fuel and Fire Regulations which will have the same force as these Regulations. Entrants must supply at least one fire extinguisher per car for their Paddock area.

11. PENALTIES – The Clerk of the Course may impose a Stop & Go or Drive Through penalty in accordance with MOTORSPORT UK regulation Q 12.6.

12. AWARDS - Prizes and awards will be in accordance with individual arrangements and Series/Championship Regulations.

13. FINISH - The end of the practice or race signal will be given at the finish line when the leading car completes the scheduled race distance or duration or any amended race distance or session.

After taking the chequered flag at the end of the practice sessions and races, competitors must exit the circuit in accordance with instructions which will be issued with the Final Instructions.

14. PARC FERMÉ - In addition to any Parc Fermé required for this Series/Championship by MOTORSPORT UK regulations, the Organisers may at their discretion specify as many Parc Fermé as may be deemed necessary for the proper conduct of the event.

15. RESULTS - Provisional results will be published, in accordance with regulations, as soon as possible after each race or at the end of the meeting and will be available from Race Administration. Provisional results will be published on the Official Notice Board

16. COMPETITORS INSTRUCTIONS - Any additional instructions published will be deemed to have the same power as these Regulations. Such additional instructions will be issued to competitors as official bulletins and displayed on the Official Notice Board.

Failure to attend the mandatory briefings for specific races may result in penalties in accordance with the appropriate Series/Championship and/or Supplementary Regulations.

The procedure for protests and appeals is in accordance with the 2019 MOTORSPORT UK Year Book Appendix C.

17. TV / FILMING / VIDEO - Should Filming of the event be advised in the Final Instructions then H 28 will apply. Video equipment must not be fitted to any vehicle without express permission from the circuit. Any driver/team transgressing this regulation may be penalised. Once permission has been obtained (if applicable) video equipment must be fitted to the vehicle prior to scrutiny and the scrutineer must be advised.

18. SAFEGUARDING OFFICER – The safeguarding officer for MSVR is Mr James Bolton King – James.King@msv.com.

19. COMMERCIAL VEHICLES - These Supplementary Regulations permit the use of commercial vehicles at this race meeting, in accordance with J.5.20.6.

20. CHAMPIONSHIP POINTS - Unless specified differently in Championship regulations, if a race is stopped and cannot be resumed, no points will be awarded if the leader has completed less than 2 laps, half points will be awarded if the leader has completed more than 2 laps but less than 75% of the original race distance, and full points will be awarded if the leader has completed more than 75% of the original race distance

In accordance with Motorsport UK General Regulation Q5.7 any race that has been run, in its entirety, under Safety Car conditions shall be declared null and void.

21. IMPORTANT NOTICES TO ALL COMPETITORS

- a) Although at present starting positions are intended to be based upon the times set in the scheduled qualifying periods, the Organisers reserve the right to use GR provisions Q 4.5 and Q 12.9.1 to form grids if practice periods are disrupted by adverse weather conditions. In such circumstances re-arrangements will be notified to competitors by way of bulletins/PA announcements issued by the Clerk of the Course.
- b) False starts will be penalised in accordance with Q 12.4.
- c) All vehicles *must* be fitted with suitable towing eyes or in the case of single seaters, a clearly marked alternative to fit this purpose. *This will be checked at Scrutineering.*
- d) All competitors are reminded that except while on the course, no Competition Vehicle may be driven at a speed exceeding 10mph without the specific approval of the Clerk of the Course. Vehicles must not be test-run on any of the circuit roadways.
- e) Pit Lane – competitors must not exit the pit lane when the Red Light at the pit exit is illuminated.
- f) MSV/MSVR shall not be liable in the event of damage caused to vehicles being recovered from the track or other areas in the venue.
- g) No child or young person below the age at which a driving licence may legally be issued, may ride a motor-cycle of any type within the circuit grounds or the paddock at any time.
- h) No pegs or stakes may be put into the Paddock Tarmac or concrete surface. No painting or decaling of Pit Garage floors, walls or doors may be undertaken without the prior permission of the Circuit Management.
- i) The Organisers may lead cars to the grid, from the Assembly Area, behind a Safety/Course Car to get grids formed up while the circuit may be partially blocked. In such circumstances competitors must be aware of and safely negotiate any partial blockage of the track.
- j) Should any race generate more than one red flag the organisers reserve the right to reschedule it to the end of the programme time permitting.
- k) All hospitality must be approved in writing in advance by MSV
- l) Any hospitality set-up that includes food for more than 50 people may be subject to a charge.
- m) A fine may be applied to any competitor that fails to clear the nominated areas in the times allotted.
- n) Please see Appendix A for Health & Safety information and other circuit notices.
- o) MSVR shall not be liable in the event of damage caused to vehicles being recovered from the track.
- p) In cases where variations permitted by MOTORSPORT UK are provided for in specific Championship Sporting & Technical regulations these SR's respect and allow those variations.
- q) The paddocks must be vacated by 21:00 hours on 01/09/19.

22. OFFICIALS OF THE MEETING

Motorsport UK Steward:	tbn
Club Stewards:	tbn
Event Director & Senior Clerk of the Course:	tbn
Secretary of the Meeting:	tbn
Chief Timekeeper:	tbn
Chief Scrutineer:	tbn
Chief Medical Officer:	tbn
Other Officials will be named in Final Instructions or by Bulletin.	

Supplementary Regulations – Appendix A

Notice to Competitors

It is forbidden to hammer pegs or stakes into any tarmac surface or deposit fuel, oil or chemical substances onto any tarmac surface in the paddock area. Any person damaging the surface may be excluded from the Event and the Competitor shall be subject to pay immediately liquidated damages of £1000.

No markings are to be made on the Circuit or paddock surfaces, the pit lane and pit garage floors.

Roadways and the firelanes in the paddock area are kept clear at all times. Any vehicle parked in these areas to be towed away.

All waste oil must be placed in the containers provided and all used tyres and fuel containers must be removed from the site for safe and legal disposal.

Competitors must not wash vehicles so as to cause an undue nuisance or partial flooding of the Venue or any part thereof.

If oil or any other substance likely to cause danger to others or to the track surface is being dropped from any vehicle the competitor must ensure that the vehicle is stopped immediately.

MSV may seek damages from the competitor in the event of an excessive cleaning-up operation caused through bad preparation or negligence.

All vehicles taking part in the Event must comply with the current noise limits imposed by the relevant Governing Body, as measured in accordance with the procedures contained in the Regulations.

1. Storage and Use of Petroleum Spirit

- 1.1 A maximum of 25 litres of fuel can be stored inside each garage, at any one time.
- 1.2 All petroleum spirit must be stored in appropriate fuel containers complying with all relevant safety standards, away from any source of ignition.
- 1.3 All containers must be indelibly marked; "Petrol - Highly Flammable.
- 1.4 All empty containers must be removed from the venue after the event.
- 1.5 Generators should be powered by diesel and used in the open air.
- 1.6 Appropriate fire extinguishers must be readily accessible near any fuel store or refuelling activity.
- 1.7 Personnel must be trained and wear appropriate fire retardant personal protective equipment (PPE), before using petrol; especially when refuelling.
- 1.8 Vehicle refuelling is to take place in the open air where possible. If refuelling inside the garages all users must adhere to the 'Refuelling Hazard' signage displayed, as reproduced below;
- 1.8.1 Petroleum spirit – Highly flammable
- 1.8.2 No smoking and remove all ignition sources
- 1.8.3 Switch off engine
- 1.8.4 Open all doors and shutters – Good ventilation required
- 1.8.5 Check location of your nearest fire extinguisher
- 1.8.6 Maximum 25 litres of fuel stored in this garage
- 1.9 A no smoking ban and no ignition sources in the vicinity must be enforced by the person in charge of the refuelling process.
- 1.10 A vehicle must be cooled before refuelling.
- 1.11 Drivers and passengers must be outside a vehicle during refuelling and it's recommended all personnel stand a minimum 3m away.
- 1.12 When refuelling is in process a second person must be nearby, ready with a fire extinguisher.
- 1.13 Your attention is drawn to The Petroleum (Consolidation) Act 1928, The Petroleum (Consolidation) Regulations 2014, the Petroleum Spirit (Motor Vehicles) Regulations 1929, The Control of Substances Hazardous to Health Regulations 2002 (and amendments) and The Regulatory Reform (Fire Safety) Order 2005, must be complied with.
- 1.14 Participants are reminded that fuel is available for sale at the Venue. As such it is unnecessary for Participants to carry large quantities of fuel.

2. Hazardous Substances

- 2.1 Some vehicle parts, for example brake and clutch linings may contain asbestos. Participants are encouraged to use non-asbestos substitutes wherever possible. Where asbestos is used, every effort should be used to prevent asbestos dust getting into the air.
- 2.2 Some mineral oils may cause skin cancer. Prolonged contact should therefore be avoided wherever possible. Where contact does occur any contamination should be washed off immediately. The wearing of contaminated clothing (including overalls) should also be avoided.
- 2.3 Various other substances may cause disease or ill health even after very short exposures. Manufacturers guidance must always be followed. Manufacturers and suppliers of such substances are obliged to provide customers with information about the possible harmful effects of their products upon request (Safety Data Sheets).
- 2.4 Personnel must be suitably trained and wear appropriate personal protective equipment (PPE), before using any COSHH substances.

2.5 The requirements of the Control of Substances Hazardous to Health Regulations 2002 (COSHH) (as amended) must be complied with.

3. Electrical Safety

- 3.1 All portable electrical equipment must be maintained in a safe condition and hold a valid Portable Appliance Test (PAT) Certificate.
- 3.2 Cables should be flexible (not of semi rigid type used for household wiring) and covered by matting when crossing walkways or fire lanes. Neoprene covered cable will resist damage by oil.
- 3.3 All electrical equipment to be used externally should be weatherproof.
- 3.4 Only British Standard UK plugs or adaptors permitted in site sockets, no overloading of circuits, particularly in the pit garages.
- 3.5 Hand tools should preferably be of the "double insulated" or "all insulated" type, as these provide valuable protection against electric shock.
- 3.6 Electrical equipment and hand tools should not be used in areas where flammable vapours may be present, for example where fuel is being stored or refuelling is taking place.
- 3.7 The Electricity at Work Regulations 1989 must be complied with, or any deviations documented.

4. Fire Precautions

- 4.1 Smoking is prohibited in all enclosed areas, including without limitation in the pit garages and in the pit lane. Smoking is also prohibited in all MSV vehicles.
- 4.2 All potential sources of ignition should be kept away from petroleum spirit and vapours. Clear no smoking signage displayed where possible.
- 4.3 Barbecues and cooking equipment are prohibited in pit areas, including garages.
- 4.4 Fire extinguishers must be annually serviced or inspected, with the date displayed on the bottle, for checking.
- 4.5 Temporary structures to have; an adequate gap separating them from other structures, recommend minimum 3 meters; clearly displayed fire extinguishers next to each fire exit door and clearly visible fire exit signage above each fire door.
- 4.6 Fire lanes, roadways and hatch markings to be kept clear at all times.
- 4.7 Ensure safe access and egress is available in and around team areas, this includes the provision of adequate lighting levels for evacuation purposes.
- 4.8 Catering outlets should hold a minimum of one fire blanket and an additional appropriate fire extinguisher.
- 4.9 Fire extinguishers should not be removed from any fire points unless they are to be used on a fire.
- 4.10 All fires must be reported immediately to an official, marshal or other member of staff, even if extinguished.
- 4.11 Personnel must be trained in the correct use of fire extinguishers.
- 4.12 MSV permission is required before hot works commence on site.
- 4.13 All fire notices and orders to evacuate must be complied with.
- 4.14 The requirements of the Regulatory Reform (Fire Safety) Order 2005 must be complied with.

5. Working at Height

- 5.1 Personnel are encouraged to work at ground level where at all possible.
- 5.2 Personnel working at height must be protected from falling eg. trained using harnesses and ropes, or handrails.
- 5.3 All working at height must be well planned and supervised with safe systems of work followed.
- 5.4 Reassess working at height safe working practices during adverse weather conditions.
- 5.5 No one should work underneath those working at height.
- 5.6 Appropriate non-slip footwear and personal protective equipment to be worn.
- 5.7 No one is permitted to spectate from a truck roof, tail lift, generator, waste bin, or other infrastructure on site.
- 5.8 Manufacturer's guidance to be followed when using ladders, step ladders and all working at height equipment.
- 5.9 Domestic ladders or step ladders must not be used on site, only commercial ladders and step ladders.
- 5.10 All ladders, step ladders and any equipment must be checked for damage and removed from use where faulty.
- 5.11 The Working at Heights Regulations 2005 must be adhered to.

6. Vehicle Safety

- 6.1 A maximum 10 mph speed limit is in force on site for all vehicles, including bicycles, where permitted.
- 6.2 Public (and children) are permitted in working paddock areas, therefore drivers/riders must take extra care in these tight localised areas.
- 6.3 Venue signage must be adhered to.
- 6.4 All vehicles ridden or driven on site must be road worthy and covered by a valid third-party insurance (including when riding all mopeds, scooters and quad-bikes).
- 6.5 All personnel using vehicles on site must hold the relevant current UK driving license (or equivalent).
- 6.6 Helmets must be worn by those riding scooters and mopeds outside the paddock and pits. It is MSVs recommendation that helmets are worn at all times riding around site.

- 6.7 All vehicles must at all times, keep to the marked roads when moving around the Venue.
- 6.8 Tail lifts must never be left in the middle position; they must either be fully lowered or closed after loading/unloading.
- 6.9 Children are not permitted to ride scooters at any time, or be carried as passengers.
- 6.10 Mobile phones must not be used whilst riding or driving.
- 6.11 Keys must be removed from the ignition of all vehicles when parked or not in use.
- 6.12 Riders or passengers on scooters or motorbikes must not carry unsecured loads.
- 6.13 Hover-boards, electric balance boards or equivalent (non road legal) electric scooters are prohibited from site (disabled blue badge holders may be permitted to ride electric vehicles to aid access, with MSV permission).
- 6.14 Vehicles must be driven or ridden as per manufacturers instructions and with the set amount of passengers. (Eg. A 2 seat buggy must not carry more than 1 passenger with the driver – no standing on the back).
- 6.15 Breaches to this guidance may result in vehicle keys being taken and vehicles confiscated until teams leave site.

7. Compressed Gas Equipment

- 7.1 Explosions from over inflation of tyres can cause injury. Tyres should therefore not be inflated to pressures above the manufacturers' recommendations.
- 7.2 All airlines should be in good condition, well maintained and be inspected regularly.
- 7.3 Always stand clear when inflating tyres and wear protective eye wear.
- 7.4 Compressed gas equipment to be used by well trained personnel only, no under 16 year olds. Any form of horseplay involving compressed air or gas is prohibited.
- 7.5 Compressed gas cylinders should be stored safely, in a well ventilated, upright positions, in accordance with the relevant working practices and legislation.
- 7.6 The requirements of the Pressure Systems Safety Regulations 2000 must be complied with on site.

8. Jacks and Axle Stands

- 8.1 Vehicles should only be raised and lifted on jacks and supported by axle stands which are in good condition, well maintained and rated to lift the vehicle weight safely.
- 8.2 Jack vehicles only on level undamaged ground.
- 8.3 Use the hand brake and chocks to stop the vehicle moving.
- 8.4 Vehicle engines should not be run whilst the weight of the vehicle is supported.
- 8.5 Follow manufacturer's guidance for using and maintaining equipment. Thorough examinations and testing is required every 6 months, with regular inspections and checks when used.
- 8.6 Lifting Operations and Equipment Regulations 1998 (LOLER), and Provision and Use of Work Equipment Regulations 1998 (PUWER), must be adhered to.

9. General Working Practices

- 9.1 All working areas should be kept clean and tidy and any waste should be removed regularly and placed in the containers provided.
- 9.2 All spillages should be cleaned up immediately.
- 9.3 All trailing cables, wires and hoses should not be allowed to create a trip hazard - use cable matting, or tape down safely, burying of cables is not permitted.
- 9.4 Whenever vehicle engines are being run, adequate ventilation must be ensured.
- 9.5 Pathways and roads should not be obstructed by storage boxes, vehicles or kit.
- 9.6 All site safety notices must be complied with.
- 9.7 Any person carrying out any work must ensure that they adopt safe working practices at all times, and comply with any relevant statutory provision and/or published guidance.
- 9.8 Personnel under the age of 16 are not allowed in the pits area or pit lane.
- 9.9 Drones are prohibited from site (unless flown by a professional operator with CAA permission, insurance and pre-authorisation paperwork signed by the Circuit Manager).

10. Noise

- 10.1 Exposure to excessive noise may result in hearing loss or other complaints. These may be short term, or, after repeated exposure, permanent.
- 10.2 All personnel should avoid being exposed to excessive noise, and where this is unavoidable, they should wear earplugs or defenders to the appropriate British Standards.

- 10.3 It is recommended ear protection is worn when working in pits lanes and in pit garages, where particularly high levels of noise are recorded.
- 10.4 Where any person is at work the requirements of the Noise at Work Regulations 2005, must be complied with.

11. Manual Handling of Loads

- 11.1 Lifting, carrying and propelling loads by bodily force can be a major cause of injuries. Personnel are required to train their staff in safe manual handling techniques.

- 11.2 All manual handling lifting should be well planned and safe, with the weight of loads being lifted known.

- 11.3 Where any person is at work the requirements of the Manual Handling Operations Regulations 1992 must be complied with.

12. Waste

- 12.1 All waste oil must be placed in the containers marked "waste oil."
- 12.2 Waste tyres and empty petrol/oil containers should not be left at the Venue.
- 12.3 Personnel are urged to take any other form of waste with them when they leave the Venue, or to place it in the refuse containers provided.
- 12.4 Your attention is drawn to the requirements of the Environmental Protection Act 1990.

13. First Aid

- 13.1 Any person sustaining an injury or feeling unwell should seek treatment from the onsite emergency services.
- 13.2 To call the first aid or emergency services contact any official or member of the venue management.

14. Public Safety

- 14.1 Personnel should be aware that the Paddock may be open to the public and should act in a manner so as not to put either themselves or any other person at risk from injury.
- 14.2 Personnel should exercise particular caution when the paddock is busy and during pits and track walkabouts.

15. Incident Reporting

- 15.1 All accidents where any person sustains injury, or where damage to property occurs, must be reported immediately to an official or a member of the venue management.

16. Temporary Structures

- 16.1 All temporary structures must be constructed as per manufacturer's instructions, adhering to safe method statements, risk assessments and safe working practices, by competent, well trained personnel only.
- 16.2 Structural plans and weight loading calculations must be known and adhered to during build and breakdown activities.
- 16.3 Emergency procedures to be devised and staff trained on them eg. how and when to close a structure down safely in high winds.
- 16.4 Competent supervisor to sign-off the structure before it is used by members of the public or MSV staff.

17. Track Regulations and Governing Bodies Regulations

- 17.1 Participants and Competitors are reminded of their obligations to comply with the requirements of the appropriate Track Regulations or Governing Body's regulations at all times. These Guidance Notes should be read.



Season Briefing 2019

1. **Drugs: ANTI-DOPING**

MOTORSPORT UK believes that competitors have the right to compete in a fair and – so far as possible – safe environment.

MOTORSPORT UK operates an anti-doping programme in conjunction with UK Anti-Doping (UKAD). UKAD work in collaborating to protect NGBs from doping and ensuring that National Governing Bodies such as MOTORSPORT UK are compliant with the World Anti-Doping Agency (WADA) Code.

All competitors are solely responsible for any banned substance they use, attempt to use, or which is found in their system, regardless of how it got there and whether or not there was an intention to cheat.

Banned substances can be found in any of the following categories:

Prescribed medicines

Over-the-counter medicines

Recreational drugs

Performance-enhancing drugs

If you are unsure about any medicines or substances you are taking, please visit

<http://www.globaldro.com/UK/search>

The Consequences

Any competitor caught doping can expect the following:

A ban from ALL sport for a period of time. This includes: Competing, officiating, training and assisting an athlete

You will be unable to compete in any MOTORSPORT UK competitions

You will not be able to train in a MOTORSPORT UK approved centre for example affiliated club, funded gym, funded facility

You will not be able to receive any sports related funding

You may lose previous medals, titles and records

The ban affects your participation in ALL sport under the WADA banner

Report Doping

It is vital that you report anyone who you believe is doping. If you think someone may be doping then contact UKAD – go to <https://www.ukad.org.uk/our-organisation/what-we-do/report-doping/> or call 08000 32 23 32.

- Remember that doping control can be carried out at any race meeting unannounced.

2. **Social Media** - MOTORSPORT UK have a strict policy regarding the use of Social Media.

<https://www.motorsportuk.org/assets/msasocialmediaguidelines-6.pdf>

General Guidance

- Don't write something that you wouldn't be prepared to say to someone.
- When posting on a social media website, assume that anybody can access that post.
- Check the privacy settings of your social media accounts. These settings determine the extent to which the information you share is publicly accessible.
- Determine whether you are participating in a personal or official capacity and consider whether your opinions and activity are appropriate in that context.
- Never share personal details such as home addresses and telephone numbers except with people that you know and trust, in which case it is advisable only to share such details via private messages.
- Remember that participating in social media results in your comments being permanently available and open to being re-published by other media outlets. It should be assumed that anything published in social media will remain available indefinitely, even if it is deleted from the original site.
- Respect confidentiality, stay within the legal framework and be aware that safeguarding, libel, slander, copyright and data protection laws apply.





- Be aware that your interaction with social media may attract interest from the wider media, so proceed with caution whether you are participating in an official or personal capacity.
 - Never use social media to insult anyone directly or indirectly.
 - MOTORSPORT UK Members who hold a position of trust and/or responsibility over young people (ie those under 18 years of age) in the course of their duties should be very careful when interacting with those young people via social media.
 - Beware the temptation to use the 'perceived' anonymity offered by some online portals to post unacceptable comments about events or individuals.
 - You should be mindful at all times that MOTORSPORT UK regulations and UK law continue to be applicable in the online environment.
3. Know when and where to sign on. If you want an upgrade signature give your upgrade card to the staff when you sign on. Pick the card up at the end of the day. Know the time and location of the **drivers briefing** and be there on time! You can be fined for non-attendance.
4. Have your helmet and all racewear ready for inspection when the car is scrutineered.
5. Be familiar with the procedures for **Protests and Appeals**. It's all in Section C of the MOTORSPORT UK Year Book. There are strict time limits and the costs of Protests and Appeals are in Appendix 1 of the Year Book. MSVR officials (in Race Administration) will give you the correct forms but cannot give you any advice.
6. **Behaviour** – remember that abusive language or behaviour, physical assault, or threats of physical assault are all offences under the general regulations not only by you but by everybody associated with your entry.
7. **Procedures** for Qualifying and Racing will vary from event to event. Make sure you know where you have to be and understand the correct procedure. Be in the right place at the right time! If you have a problem, let your coordinator know.
8. **Race Standing Starts:** Generally, start countdown will commence at the 1 minute signal followed by 30 seconds and then the Green Flag will be displayed for the start of **one Green Flag lap**. Please complete this full lap of the circuit at a sensible speed – approx 4 minutes. Remember, if you have a problem on this lap and fall to the back you cannot take your grid position and must stay at the back.
- On returning to the grid, when all cars are in position, the 5 second board will be shown. 5 seconds later the Red Lights will ALL be switched on. When the Red Lights are extinguished the start is given. The start lights are mounted on the gantry.
9. **Practice starts** can only be carried out at the pit lane exit. When leaving the pit lane be prepared for a car to be stopped in this area. Do not stop on the track to practice your start or when approaching the starting grid where there will be other cars and, probably marshals.
10. **Race Rolling Starts:** Cars will assemble on the grid in 2x2 grid formation. When signalled to do so cars will set off on a lap of the circuit behind a Pace Car with Yellow Lights flashing on the roof (outside the UK the roof lights may not be used). From the time when the lights are extinguished (or at a point indicated at the briefing) there should be no more changes of direction (zig-zagging) or acceleration or deceleration. When the Pace Car pulls into the pit lane, the pole position car will maintain a constant pace with cars passing over the grid boxes in 2x2 formation. The start is given when the Red Lights are switched off. Some races will permit passing as soon as the Red Lights go out while others do not allow passing until the start line itself. Remember, if you have a problem on this lap and fall to the back you cannot take your grid position and must stay at the back.
11. **In exceptional circumstances the race may be started behind the Safety Car.**
In this case its flashing yellow/amber lights will be turned on at the one-minute signal.
This is the signal to the Entrants/Drivers that the race will be started behind the Safety Car and it will remain at the front of the grid during the remainder of the countdown.





When the Green Flag is shown at the Start/Finish Line, the Safety Car will leave the grid and all cars will follow in single file in grid order no more than 5 (five) car lengths apart. The race will be deemed to have started when the Safety Car leaves the grid and the Green Flag is displayed.

Cars will leave the grid in single file grid order behind the Safety Car under the instruction of the Chief Start/Finish Line Marshal. Cars will remain in single file without overtaking, except that a car that falls behind may regain its grid position if the cars behind it could not avoid passing without unduly delaying the remainder of the field. In this case, Drivers may carefully overtake to re-establish their original starting grid order. If a car falls to the back of the grid, it must remain at the back of the grid.

Racing can commence when the GREEN flag is shown on the line after the Safety Car has pulled off. AT the end of a Safety Car period you can't overtake another car until you pass the Green Flag AT THE CONTROL LINE.

12. Track limits: You need to be aware of the track limit regulations and comply with them.

MOTORSPORT UK Regulation Q14.4.2.

Drivers must use the track at all times and may not leave the track without a justifiable reason.

For the avoidance of doubt:

- (a) The white lines defining the track edges are considered to be part of the track.
- (b) A driver will be judged to have left the track if any wheel of the car either goes beyond the back edge of any kerb or goes beyond the white line where there is no kerb.

Note that Motorsport UK Regulation Q14.4.4 states: 14.4.4. Causing a collision, repetition of serious mistakes or **the appearance of a lack of control over the car (such as leaving the track)** will be reported to the Clerk of Course and **may entail the imposition of penalties** up to and including the disqualification of any driver concerned.



13. Flag signals:

MOTORSPORT UK Regulation Q15.1

e) **Yellow flag – Waved:** Danger, slow down sufficiently to ensure that full control of the vehicle can be retained. No overtaking.

(f) **Yellow flag – Double Waved:** Great danger. Slow down considerably. Be prepared to suddenly change from the projected racing line, or take other evasive action including stopping if necessary. No overtaking. (This signal may be supplemented or replaced by flashing yellow light(s), as an added warning).

It must be evident that a driver has reduced speed; this means a driver is expected to have braked earlier and/or noticeably reduced speed in that sector.

For the safety of the marshals, please respect them.

RED Flag: Immediately cease driving at racing speed and proceed slowly, without overtaking, and with maximum caution to pits or start line obeying marshal's instructions, and being prepared to stop should the track be blocked.

Blue Flags: Please watch for Blue Flags. The onus is on the faster car to pass safely and the slower car should not suddenly change direction.

Be familiar with control flags that may be shown on the control line.

14. Contact: Avoidable contact will NOT be tolerated. Penalties may be applied in the event of any avoidable contact.



15. **Excessive and aggressive defending** will not be tolerated. MOTORSPORT UK Regulations state "In response to each attempted overtaking manoeuvre no more than one change of direction to defend a position is permitted. Any driver moving back towards the racing line having earlier defended his position off-line should leave at least one cars width between his own car and the edge of the track on the approach to the corner".
16. Please respect the **blend line** at the Pit Exit. Do not cross it when leaving the pit lane. Remember that most pit lanes have a speed limit of 60 km/h.
17. **Control Flags:** Control flags (Black/White, Black/Orange etc) with car numbers will normally be shown at the line. **Know where the position is and understand what the different signals mean and comply with them.**
18. **Safety Car:** be familiar with the Safety Car regulations. When you see the Safety Car (SC) boards & flags you should slow down progressively, cease racing and no overtaking. while at the same time closing the gaps. The aim is for the leader and all cars to be bunched together at around a 5 car gap to each other. The leader, on seeing the flags & boards should try to open a gap to the car in front so that, when it joins the track, the Safety Car can do so safely. During a Safety Car you can't pass other cars and should keep up with the cars in front of you. Don't leave big gaps. AT the end of a Safety Car period you can't overtake another car until you pass the Green Flag AT THE CONTROL LINE. Once the lights on the Safety Car are extinguished there must be no sudden acceleration/deceleration or 'zig-zagging'.
- In certain circumstances the Safety Car (with its lights on) may drive through the pit lane with the competing cars following behind it (for instance if there is an incident on the start / finish straight).
19. If you leave the circuit and are not able to continue please **communicate with the marshals** and comply with their instructions. If you are able please leave the car as quickly as possible and get to a place of safety behind the barriers. You may be requested to assist if the car is a straight tow.
20. There is normally a **Parc Ferme** and after the Chequered Flag your car needs to be there. Members of your team are not allowed in the Parc Ferme.
21. When not on the track there is a speed limit of 10 mph.
22. Know your responsibilities if you injure a marshal, official or spectator. See Motorsport UK Yearbook regulation H33.1.7.
23. **AT ALL TIMES** drive within the limit of your capability and that of the car. Be AWARE of what is happening around you. Give each other racing room. There is only one 'racing line' and that is when yours is the only car on track. Do not attempt overtaking manoeuvres that are marginal and likely to result in contact.
24. **RESPECT** your competitors, marshals and officials.

Wishing you all a very enjoyable and safe season.

Terry Scannell
Clerk of Course





CIRCUIT KEY:	
PARKING	FUEL
TOILETS	FOOTPATHS
FIRST AID	CASH POINT
FOOD	INFORMATION
PEDESTRIAN TUNNEL	VEHICLE TUNNEL
1 RACE CONTROL	2 MEDIA CENTRE
3 PIT GARAGES	4 MEDICAL CENTRE
5 MOTORSport VISION CENTRE	6 KENTAGON RESTAURANT
7 GO KART TRACK	8 SCRUTINEERING & PADDOCK OFFICE
9 HAILWOODS RESTAURANT	10 BRABHAM STEWART HOSPITALITY SUITES
11 MEGASTORE	12 DIRECTORS' TERRACE
13 CROWD MEDICAL CENTRE (LARGE EVENTS ONLY)	



THINK SAFETY

2019 SAFETY BULLETIN

This safety bulletin supports MSV Site Safety Rules; Club issued Supplementary Regulations and Final Instructions.

1. VEHICLES + BUGGIES + QUADS

- All vehicles driven on site must be insured
- Maximum speed of 10mph around site

NO scooters or push bikes are permitted on site (unless authorised)



2. SAFE BUGGY & QUAD USE

- No children/babies as passengers
- Only drive if you hold a valid road license
- No leaving keys in ignition
- No mobile phones/eating/drinking whilst driving
- Only carry passengers if a suitable seat is available



3. WORKING AT HEIGHT

Never stand on a roof without protection from falling

- Put up secure side railings/barriers
- Use a clipped on safety harness
- Use a secured step/ladder (not a domestic ladder)
- Ensure your step/ladder is not damaged - do not use if faulty



4. SPECTATING

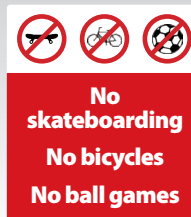
- Not from tail lifts/truck roofs/trailer roofs
- Not from venue infrastructure e.g. waste bins, fencing or generators



5. CHILDREN IN THE PADDOCKS

- Must not play games in the paddock
- No ball games or bicycles
- No push scooters/hoverboards or skateboards
- Children must be supervised at all times

Please move outside the working paddocks to play games



6. HOT WORKS AND FUEL

- No hot works including welding on site
- Keep fuel storage to a minimum and in a safe location
- Keep fuel away from ignition sources
- No smoking near refuelling areas
- Keep a fire extinguisher close by
- Refuel when engine is turned off and cooled (except endurance races - extra precautions)



7. CABLES AND TAIL-LIFTS

- Cover cables with matting or tape down flat
- Tail lifts should not be left unattended at the half-way point



Thank you. We appreciate your co-operation.